



## Veal Supply at a Glance - Canada

For week ending September 20, 2014

Quebec Live Auction											
Dairy Calves	2014				2013				Volume (YTD)		
	Number (head)	Price ( \$ / 100 lbs)			Number (head)	Price ( \$ / 100 lbs)			head		
Male	Average	Min	Max	Average	Min	Max	2014	2013	% chg		
Good 90 -120 lbs	903	261.00	210.00	300.00	833	95.00	80.00	111.00	34 945	30 607	14.2 %
Good 121 - 140 lbs	152	265.00	215.00	310.00	176	104.00	85.00	126.00	7 134	7 505	-4.9 %
Average 90 - 140 lbs	691	207.00	140.00	270.00	513	69.00	40.00	92.00	17 563	15 696	11.9 %
Misc. - All weights	466	77.00	12.00	190.00	623	30.00	15.00	60.00	14 205	15 602	-9.0 %
<b>Female</b>											
Good 90 -120 lbs	133	266.00	175.00	340.00	54	99.00	60.00	150.00	4 506	3 246	38.8 %
A2 Grain fed veal calves (hide off)	1 046	310.30	n/a	n/a	1 371	222.90	n/a	n/a	48 128	51 441	-6.4 %
596 lbs live - (325-353 lbs hide off)											

Source: Fédération des producteurs de bovins du Québec

Ontario Live Auction											
+ 600 lbs	2014				2013				Volume (YTD)		
	Number (head)	Price ( \$ / 100 lbs)			Number (head)	Price ( \$ / 100 lbs)			head		
	Average	Min	Max	Average	Min	Max	2014	2013	% chg		
+ 600 lbs	542	149.51	131.72	165.00	545	115.97	103.75	126.54	22 094	21 051	5.0 %
451 - 600 lbs	36	143.65	135.44	152.47	56	103.76	89.28	117.33	1 426	1 542	-7.5 %
301 - 450 lbs	41	231.77	158.16	288.84	23	101.26	82.61	118.46	1 093	1 157	-5.5 %
126 - 300 lbs	116	203.48	141.63	268.86	143	92.63	63.49	117.97	4 616	5 179	-10.9 %
- 125 lbs	1 028	227.09	156.58	276.27	794	75.18	46.02	97.73	35 168	32 304	8.9 %

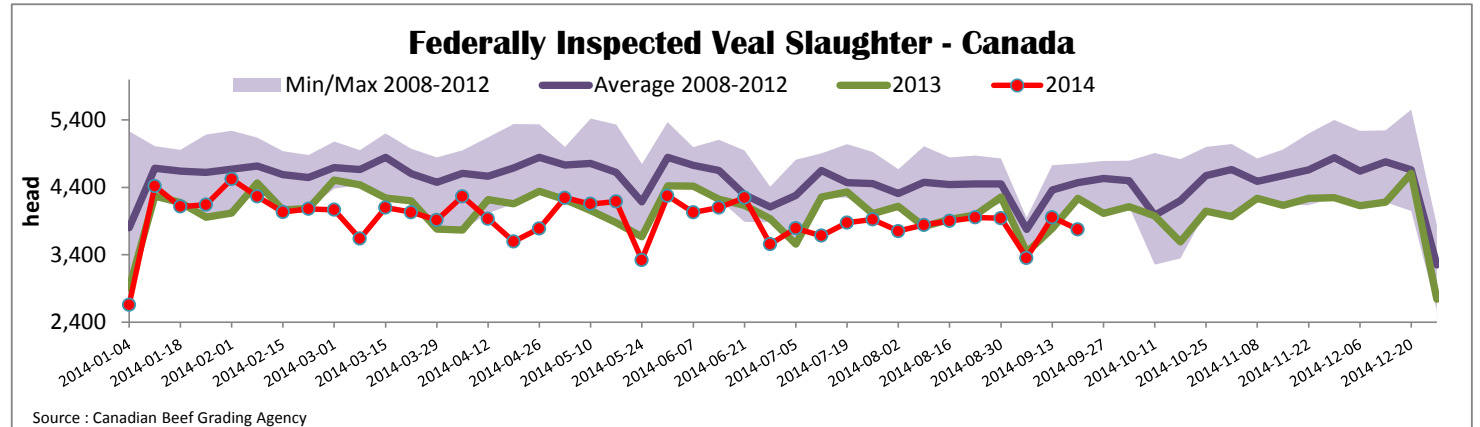
Source: Ontario Cattlemen's Association

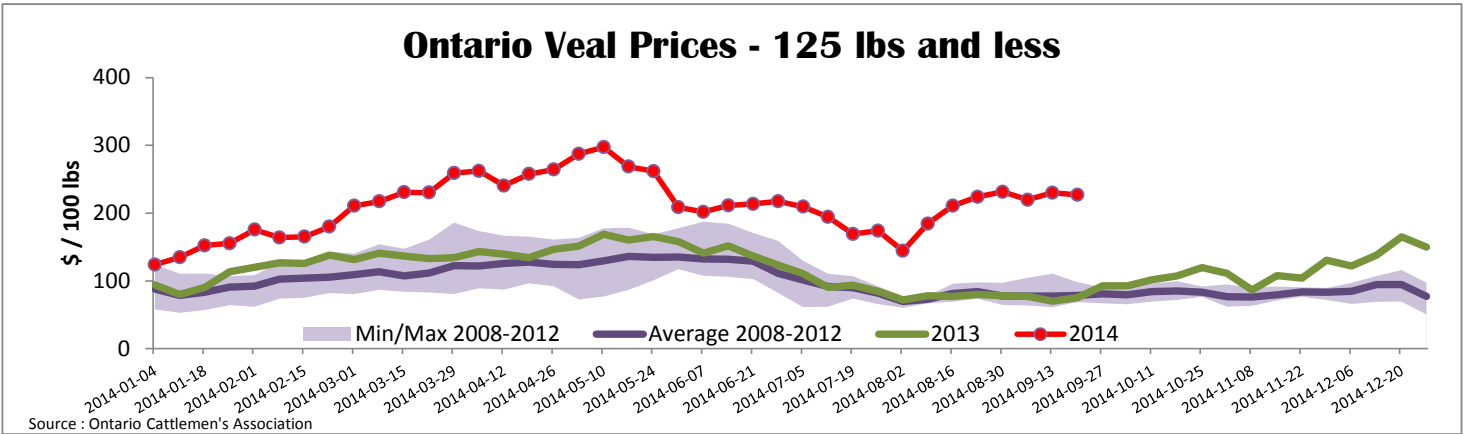
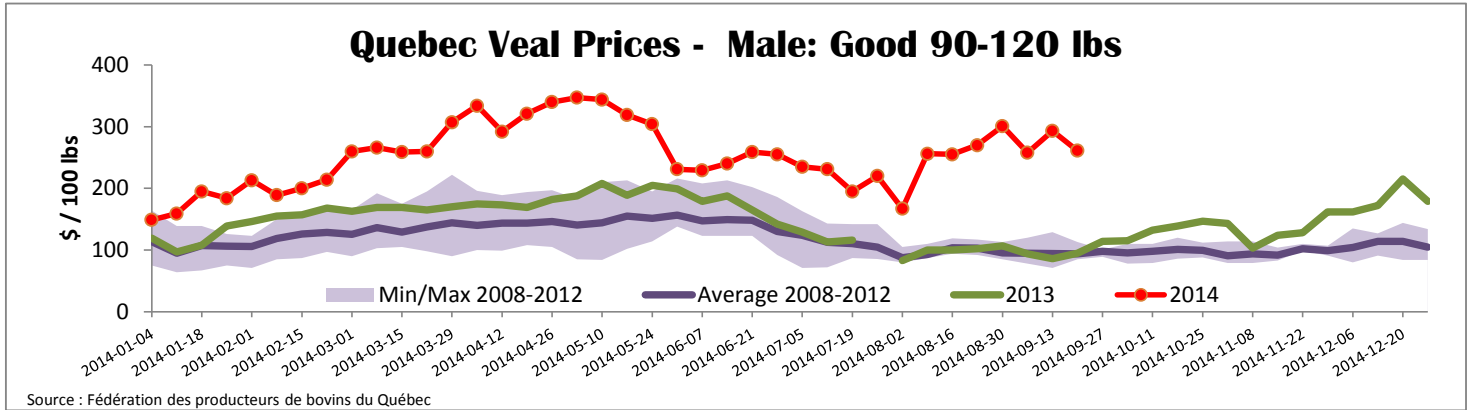
Federally Inspected Slaughter									
	Weekly			Year to date			Carcass Weight (lbs - January - Aug.)		
	2014	2013	% chg	2014	2013	% chg	2014	2013	% chg
Ontario	370	536	-31.0 %	19 058	22 088	-13.7 %	368	365	0.8 %
Quebec / Atlantic	3 408	3 701	-7.9 %	130 519	132 231	-1.3 %	300	302	-0.8 %
<b>Canada</b>	<b>3 778</b>	<b>4 237</b>	<b>-10.8 %</b>	<b>149 577</b>	<b>154 319</b>	<b>-3.1 %</b>	<b>309</b>	<b>311</b>	<b>-0.7 %</b>

Source: Canadian Beef Grading Agency | Source: CFIA

Exports					Imports				
Total veal (tonnes)	Jan. 1 - July 31, 2014				Total veal (tonnes)	Jan. 1 - Sept. 20, 2014			
	2014	2013	% chg			2014	2013	% chg	
United States	1 009	1 000	0.9 %		United States	935	707	32.3 %	
United Arab Emirates	46	62	-26.0 %		Australia	693	581	19.3 %	
Taiwan	34	0	-		New Zealand	520	455	14.4 %	
Others	46	30	54.5 %		Others	0	15	-	
<b>Total</b>	<b>1 135</b>	<b>1 093</b>	<b>3.9 %</b>		<b>Total</b>	<b>2 148</b>	<b>1 758</b>	<b>22.2 %</b>	
Live calves (head)	Jan. 1 - July 31				For the period Jan. 1 - Jul. 31				
	1 329	35	-		Live calves (head)	2014	2013		
						22 199	25 586		

Source: Statistics Canada | Source: CFIA





<b>United States</b>										
Week ending September 20, 2014										
Federally Inspected Slaughter					Northeast and North Central U.S. Wholesale Price					
	Weekly			Year to date			\$/100 lbs	Simple avg	Min	Max
	2014	2013	% chg	2014	2013	% chg				
Milk-fed or nature *							307 Rack, Ribeye, Boneless	2 400.00	2 400.00	2 400.00
North East	2 817	3 231	-12.8 %	114 478	123 358	-7.2 %	332 Loin, Trimmed 4x4	692.50	650.00	735.00
North Central	2 379	2 251	5.7 %	100 871	93 243	8.2 %	1336 Leg slice, Retail	1 022.50	805.00	1 240.00
<b>Total</b>	<b>5 196</b>	<b>5 482</b>	<b>-5.2 %</b>	<b>215 349</b>	<b>216 601</b>	<b>-0.6 %</b>	1312 Osso Buco, Foreshank	1 005.00	800.00	1 210.00
Other calves	4 976	9 453	-47.4 %	205 671	308 117	-33.2 %	Shoulder Clod, Chuck	632.50	540.00	725.00
<b>Total</b>	<b>10 172</b>	<b>14 935</b>	<b>-31.9 %</b>	<b>421 020</b>	<b>524 718</b>	<b>-19.8 %</b>				
							Source : USDA			
Production							<b>Pennsylvania Vintage Calf Auction</b>			
Calves (million lbs)	1.7	2.0	-15.0 %	68.4	77.9	-12.2 %	Graded Holstein Bull Calves      September 16, 2014			
Live weight (lbs)	285	226	26.1 %				\$/ 100 lbs      Min      Max			
Dressed weight (lbs)	169	133	27.1 %							
							Source : USDA			
<b>Northeast and North Central</b>										
(Veal Carcass, Hot Basis – Paid to Producer (Hide off, 255-315 lbs))										
* Special fed : milk fed, nature										
\$/US / 100 lbs										
			Weighted Average Price							
					Min      Max					
Non-Packer Owned							Number 1      111 - 121 lbs      295.00      307.00			
							85 -103 lbs      310.00      337.00			
							75 - 80 lbs      230.00      275.00			
Packer Owned							Number 2      113 lbs      290.00      290.00			
							90 -103 lbs      320.00      342.00			
							83 -85 lbs      280.00      300.00			
							75 lbs      230.00      230.00			
							Number 3      83 - 110 lbs      265.00      295.00			
							74 lbs      190.00      190.00			