



Veal Supply at a Glance - Canada

For week ending August 7, 2021

Quebec Live Auction											
Dairy Calves	Number	2021			Number	2020			Volume (YTD)		
		Price (\$ / 100 lbs)				Price (\$ / 100 lbs)			head		
Holstein Male	(head)	Average	Min	Max	(head)	Average	Min	Max	2021	2020	% chg
Good 90 - 120 lbs	505	88.00	65.00	110.00	727	99.00	70.00	125.00	15 443	17 716	-12.8 %
Good 121 - 140 lbs	194	90.00	70.00	105.00	253	105.00	85.00	125.00	5 746	6 088	-5.6 %
Average 90 - 140 lbs	419	62.00	30.00	85.00	607	72.00	30.00	105.00	13 452	13 837	-2.8 %
Misc. - All weights	217	33.00	20.00	60.00	343	38.00	20.00	70.00	6 437	6 881	-6.5 %
Holstein Female											
Good 90 - 120 lbs	52	72.00	20.00	120.00	85	71.00	30.00	130.00	1 489	2 071	-28.1 %
Other milk breeds (all weights)	6	31.00	10.00	50.00	73	61.00	10.00	155.00	743	880	-15.6 %
Crossbreeds dairy-butcher (all weights)	492	247.00	100.00	350.00	356	177.00	80.00	290.00	12 457	6 963	78.9 %
A2 Grain fed veal cattle (hide off)	1 332	237.00	n/a	n/a	1 253	230.00	n/a	n/a	46 138	44 021	4.8 %
688 lbs live / 375-419 lbs hide off											

Source: Les producteurs de bovins du Québec

Ontario Live Auction											
	Number	2021			Number	2020			Volume (YTD)		
		Price (\$ / 100 lbs)				Price (\$ / 100 lbs)			head		
	(head)	Average	Min	Max	(head)	Average	Min	Max	2021	2020	% chg
+ 600 lbs	521	118.52	107.28	129.84	838	116.85	97.10	136.83	21 172	19 376	9.3 %
451 - 600 lbs	28	81.04	59.18	105.82	42	104.77	87.74	118.97	1 027	1 386	-25.9 %
301 - 450 lbs	22	137.57	112.14	173.90	27	190.42	152.48	211.25	984	1 052	-6.5 %
126 - 300 lbs	96	103.97	65.90	161.16	95	108.02	66.24	196.68	3 614	3 641	-0.7 %
- 125 lbs	754	98.87	46.02	252.69	862	100.07	65.34	197.92	25 689	23 847	7.7 %

Source: Beef Farmers of Ontario

Federally Inspected Slaughter									
	Weekly			Year to date			Carcass Weight lbs (Jan.-June)		
	2021	2020	% chg	2021	2020	% chg	2021	2020	% chg
Quebec	2 887	2 824	2.2 %	95 659	95 510	0.2 %	257	345	-25.4 %
Rest of Canada	0	0	-	560	1	-	383	449	-14.7 %
Canada	2 887	2 824	2.2 %	96 219	95 511	0.7 %	357	345	3.6 %

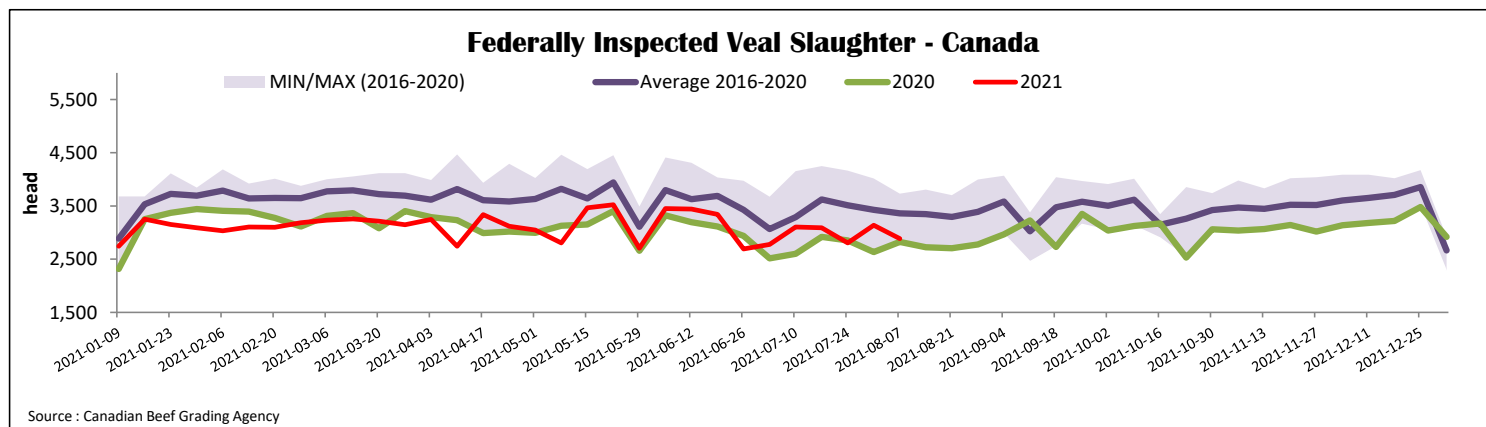
Source: Canadian Beef Grading Agency

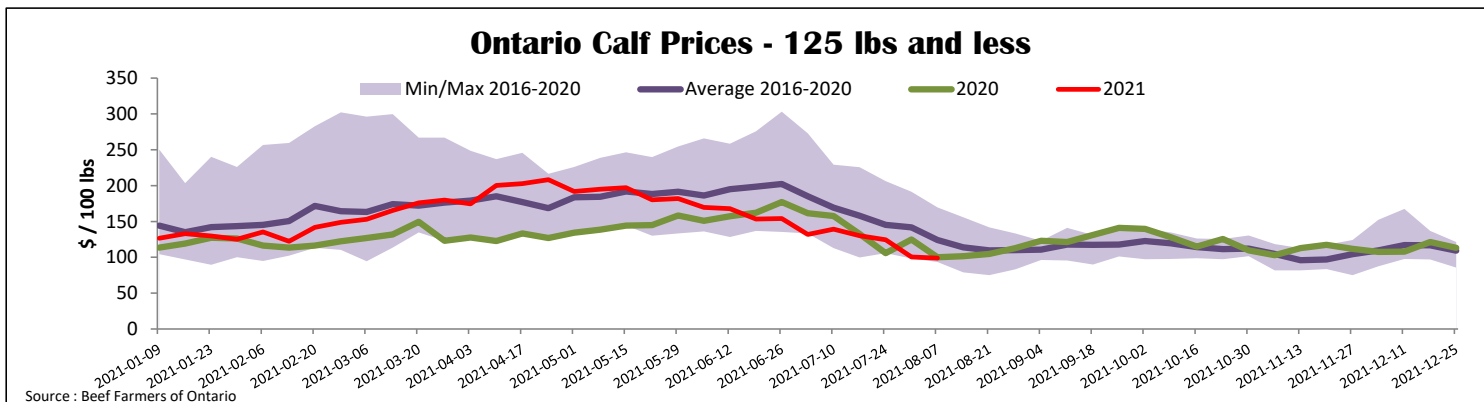
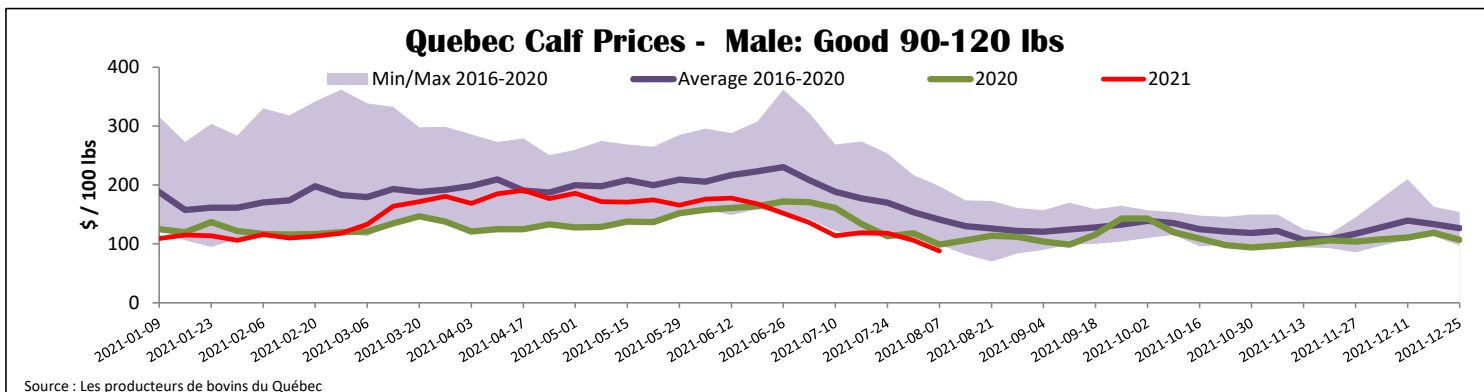
Source: Canadian Food Inspection Agency (CFIA)

Domestic Exports					Imports				
Total veal (tonnes)	Jan. 1 - June 30, 2021				Total veal (tonnes)	Jan. 1 - Aug. 7, 2021			
	2021	2020	% chg			2021	2020	% chg	
United States	1 769	956	85.1 %		New Zealand	386	108	-	
United Arab Emirates	82	46	77.1 %		United States	332	460	-27.8 %	
Switzerland	4	0	-		Australia	24	105	-77.1 %	
Others	0	5	-		EU-27				
Total	1 854	1 007	84.1 %		Netherlands	237	181	31.1 %	
					Others	188	84	-	
					EU-27 total	425	265	60.5 %	
					Others	25	0	-	
					Total	1 192	938	27.1 %	

Source: Statistics Canada

Source: CFIA





United States

Week ending July 31, 2021

Federally Inspected Slaughter				Northeast and North Central U.S. Wholesale Price						
Weekly			Year to date			June 2021 Wholesale Price				
Milk-fed or nature	2021	2020	% chg	2021	2020	% chg	\$/100 lbs	Simple avg	Min	Max
North East & North Central*	2 309	3 762	-38.6 %	79 375	107 558	-26.2 %	307 Rack, Ribeye	N/A	N/A	N/A
Other calves	5 636	5 336	5.6 %	130 840	159 048	-17.7 %	332 Loin, Trimmed 4x4	610.00	525.00	695.00
	7 945	9 098	-12.7 %	210 215	266 606	-21.2 %	1336 Leg slice, Retail	937.50	825.00	1 050.00
Production							1312 Osso Buco, Fore Shank	772.50	695.00	850.00
Calves (million lbs)	0.9	1.3	-30.8 %	29.0	36.4	-20.3 %	Shoulder Clod, Chuck	700.00	650.00	750.00
Live weight (lbs)	194	244	-20.5 %							
Dressed weight (lbs)	112	142	-21.1 %							

Source : USDA

North East & North Central				Pennsylvania Calf Auction					
(Veal Carcass, Hot Basis – Paid to Producer (Hide off, 255-315 lbs))				Graded Holstein Bull Calves* July 31, 2021					
Special fed : milk fed, nature									
\$US / 100 lbs		Weighted Average	Min	Max			\$ / 100 lbs	Min	Max
Non-Packer & Packers Owned		341.36	330.00	348.00	Number 1	Weight	Head		
						- 89 lbs	19	45.00	195.00
						90 - 120 lbs	230	55.00	230.00
						+ 120 lbs	9	85.00	110.00
						Beef Cross	116	125.00	340.00
					Number 2	- 100 lbs	100	30.00	90.00
						+ 100 lbs	99	50.00	115.00
						Beef Cross	35	120.00	250.00
					Number 3	- 100 lbs	205	10.00	85.00
						+ 100 lbs	45	15.00	65.00
						Beef Cross	0	0.00	0.00

* Does not include all head sold

Source : USDA