

Veal Supply at a Glance - Canada

For week ending September 4, 2021

Quebec Live Auction											
	2021				2020				Volume (YTD)		
	Number	Price (\$ / 100 lbs)			Number	Price (\$ / 100 lbs)			head		
Dairy Calves	(head)	Average	Min	Max	(head)	Average	Min	Max	2021	2020	% chg
Holstein Male											
Good 90 -120 lbs	570	101.00	85.00	120.00	707	104.00	80.00	120.00	17 625	20 499	-14.0 %
Good 121 - 140 lbs	166	105.00	90.00	125.00	153	102.00	80.00	115.00	6 444	6 802	-5.3 %
Average 90 - 140 lbs	381	74.00	50.00	100.00	467	69.00	30.00	105.00	14 957	15 611	-4.2 %
Misc. - All weights	195	38.00	20.00	65.00	275	35.00	20.00	60.00	7 256	7 876	-7.9 %
Holstein Female											
Good 90 -120 lbs	31	54.00	30.00	90.00	71	75.00	20.00	200.00	1 573	2 356	-33.2 %
Other milk breeds (all weights)	20	56.00	20.00	70.00	46	63.00	30.00	132.00	849	1 020	-16.8 %
Crossbreeds dairy-butcher (all weights)	516	248.00	110.00	340.00	285	325.00	150.00	505.00	14 490	8 139	78.0 %
A2 Grain fed veal cattle (hide off)	1 261	245.00	n/a	n/a	1 372	230.30	n/a	n/a	51 359	51 099	0.5 %
688 lbs live / 375-419 lbs hide off											

Source: Les producteurs de bovins du Québec

Ontario Live Auction											
	2021				2020				Volume (YTD)		
	Number	Price (\$ / 100 lbs)			Number	Price (\$ / 100 lbs)			head		
	(head)	Average	Min	Max	(head)	Average	Min	Max	2021	2020	% chg
+ 600 lbs	571	122.81	107.10	137.39	566	120.95	109.66	132.56	23 736	21 767	9.0 %
451 - 600 lbs	34	106.54	94.50	121.91	36	106.92	100.00	113.78	1 158	1 528	-24.2 %
301 - 450 lbs	33	116.30	86.84	160.40	20	103.95	82.05	118.18	1 084	1 190	-8.9 %
126 - 300 lbs	149	109.96	66.66	210.33	100	114.23	55.74	235.24	4 104	4 102	0.0 %
- 125 lbs	843	120.27	57.94	351.58	864	123.11	57.46	352.40	29 189	27 304	6.9 %

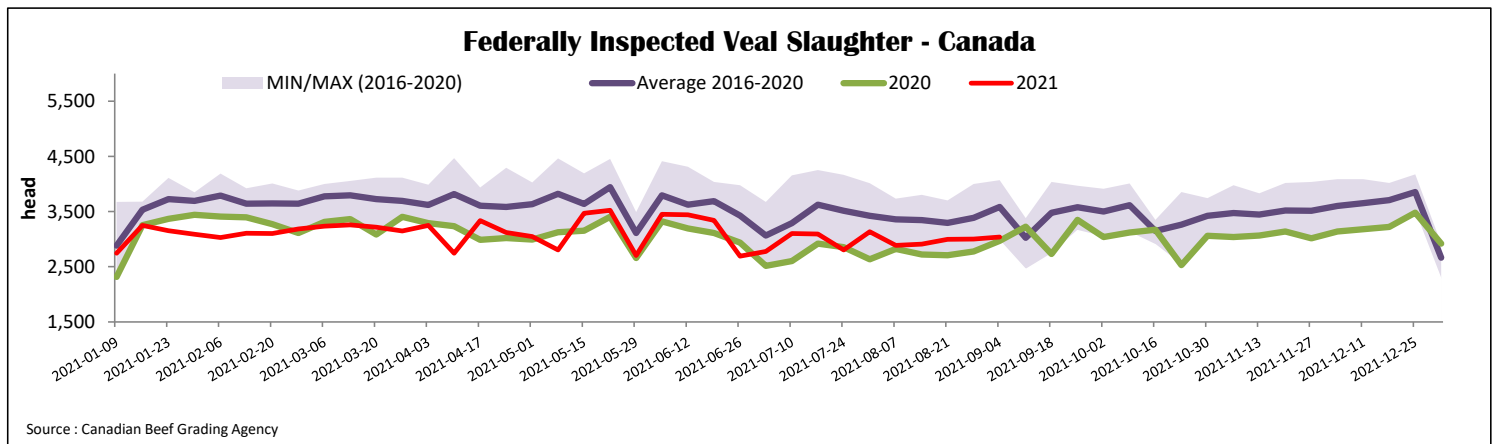
Source: Beef Farmers of Ontario

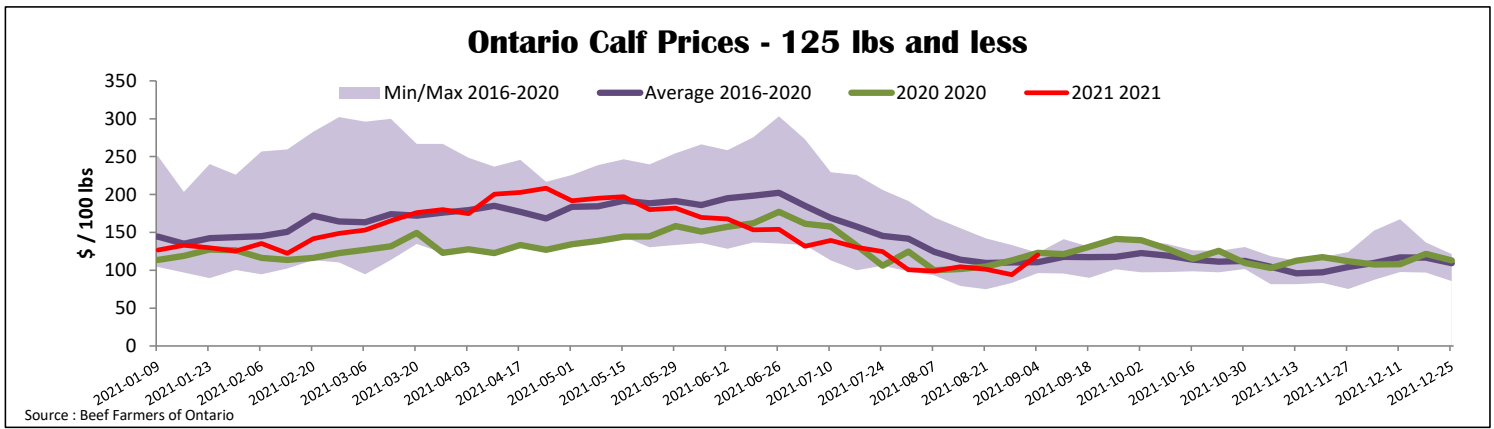
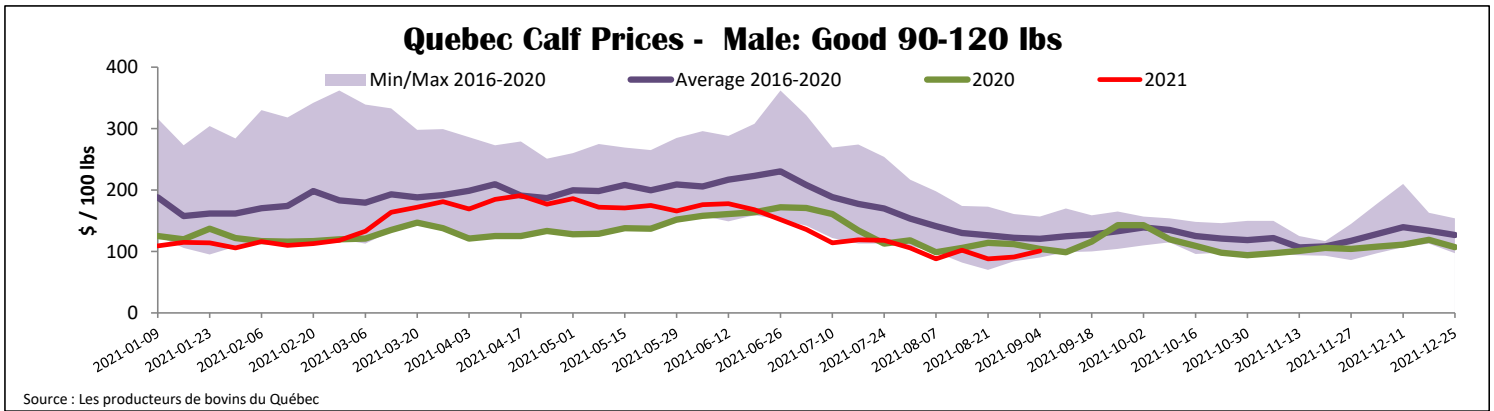
Federally Inspected Slaughter									
	Weekly			Year to date			Carcass Weight lbs (Jan.-July)		
	2021	2020	% chg	2021	2020	% chg	2021	2020	% chg
Quebec	3 038	2 969	2.3 %	107 607	106 685	0.9 %	357	345	3.6 %
Rest of Canada	0	0	-	560	1	-	385	449	-14.1 %
Canada	3 038	2 969	2.3 %	108 167	106 686	1.4 %	357	345	3.6 %

Source: Canadian Beef Grading Agency / Source: Canadian Food Inspection Agency (CFIA)

Domestic Exports					Imports						
Jan. 1 - July 31, 2021					Jan. 1 - Sept. 4, 2021						
	2021	2020	% chg		2021	2020	% chg		2021	2020	% chg
Total veal (tonnes)				Total veal (tonnes)							
United States	2 023	1 168	73.2 %	New Zealand	443	257	-	United States	387	531	-27.0 %
United Arab Emirates	91	51	77.3 %	Australia	24	105	-77.1 %	EU-27			
Switzerland	4	0	-	Netherlands	288	184	56.2 %	Others	268	86	-
Others	0	5	-	EU-27 total	556	270	105.7 %	Others	25	0	-
Total	2 119	1 225	73.0 %	Total	1 435	1 162	23.5 %				

Source: Statistics Canada / Source: CFIA





United States										
Week ending August 28, 2021										
Federally Inspected Slaughter				Northeast and North Central U.S. Wholesale Price						
	Weekly			Year to date			July 2021 Wholesale Price			
	2021	2020	% chg	2021	2020	% chg	\$/100 lbs	Simple avg	Min	Max
Milk-fed or nature										
North East & North Central*	2 601	3 547	-26.7 %	89 403	122 331	-26.9 %	307 Rack, Ribeye	N/A	N/A	N/A
Other calves	5 626	4 220	33.3 %	152 161	177 624	-14.3 %	332 Loin, Trimmed 4x4	610.00	525.00	695.00
	8 227	7 767	5.9 %	241 564	299 955	-19.5 %	1336 Leg slice, Retail	937.50	825.00	1 050.00
Production							1312 Osso Buco, Fore Shank	772.50	695.00	850.00
Calves (million lbs)	1.0	1.1	-9.1 %	32.8	41.1	-20.2 %	Shoulder Clod, Chuck	700.00	650.00	750.00
Live weight (lbs)	207	252	-17.9 %							
Dressed weight (lbs)	120	147	-18.4 %							

Source : USDA

North East & North Central					Pennsylvania Calf Auction					
(Veal Carcass, Hot Basis – Paid to Producer (Hide off, 255-315 lbs))					Graded Holstein Bull Calves* August 28, 2021					
Special fed : milk fed, nature										
\$US / 100 lbs					\$/ 100 lbs					
					Weight Head Min Max					
Non-Packer & Packers Owned					Number 1	- 89 lbs	26	50.00	110.00	
						90 - 120 lbs	107	80.00	140.00	
						+ 120 lbs	7	80.00	112.00	
						Beef Cross	68	132.00	330.00	
					Number 2	- 100 lbs	80	40.00	105.00	
						+ 100 lbs	109	50.00	115.00	
						Beef Cross	34	80.00	260.00	
					Number 3	- 100 lbs	166	5.00	80.00	
						+ 100 lbs	50	20.00	85.00	
						Beef Cross	8	110.00	185.00	

* Does not include all head sold

Source : USDA