

Veal Supply at a Glance - Canada

For week ending September 18, 2021

Quebec Live Auction											
	2021				2020				Volume (YTD)		
	Number (head)	Price (\$ / 100 lbs)			Number (head)	Price (\$ / 100 lbs)			head		
Dairy Calves		Average	Min	Max		Average	Min	Max	2021	2020	% chg
Holstein Male											
Good 90 -120 lbs	607	108.00	90.00	120.00	644	116.00	100.00	140.00	18 826	21 878	-14.0 %
Good 121 - 140 lbs	187	110.00	100.00	120.00	175	119.00	100.00	140.00	6 816	7 193	-5.2 %
Average 90 - 140 lbs	404	77.00	50.00	100.00	462	89.00	60.00	115.00	15 836	16 469	-3.8 %
Misc. - All weights	173	38.00	20.00	60.00	254	41.00	20.00	70.00	7 618	8 380	-9.1 %
Holstein Female											
Good 90 -120 lbs	40	53.00	30.00	100.00	73	87.00	40.00	180.00	1 655	2 496	-33.7 %
Other milk breeds (all weights)	24	68.00	28.00	100.00	40	65.00	20.00	110.00	901	1 097	-17.9 %
Crossbreeds dairy-butcher (all weights)	549	319.00	200.00	415.00	351	284.00	125.00	405.00	15 532	8 795	76.6 %
A2 Grain fed veal cattle (hide off)	1 246	250.50	n/a	n/a	1 566	230.10	n/a	n/a	54 064	54 259	-0.4 %
688 lbs live / 375-419 lbs hide off											

Source: Les producteurs de bovins du Québec

Ontario Live Auction											
	2021				2020				Volume (YTD)		
	Number (head)	Price (\$ / 100 lbs)			Number (head)	Price (\$ / 100 lbs)			head		
		Average	Min	Max		Average	Min	Max	2021	2020	% chg
+ 600 lbs	662	126.93	108.32	145.02	551	125.98	113.49	139.62	24 963	22 879	9.1 %
451 - 600 lbs	22	110.04	91.16	131.98	32	104.70	81.66	123.64	1 210	1 579	-23.4 %
301 - 450 lbs	35	174.34	113.88	237.88	40	189.12	126.87	238.14	1 146	1 250	-8.3 %
126 - 300 lbs	113	98.85	53.37	225.08	78	109.90	67.79	249.68	4 352	4 339	0.3 %
- 125 lbs	920	120.87	56.58	340.54	787	131.06	68.50	330.38	30 957	29 002	6.7 %

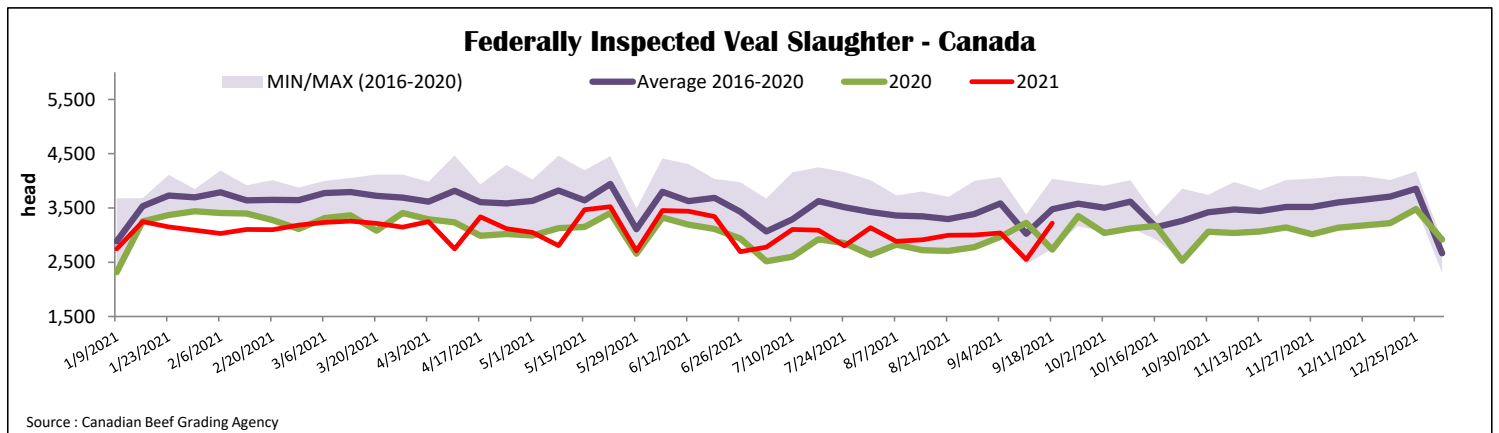
Source: Beef Farmers of Ontario

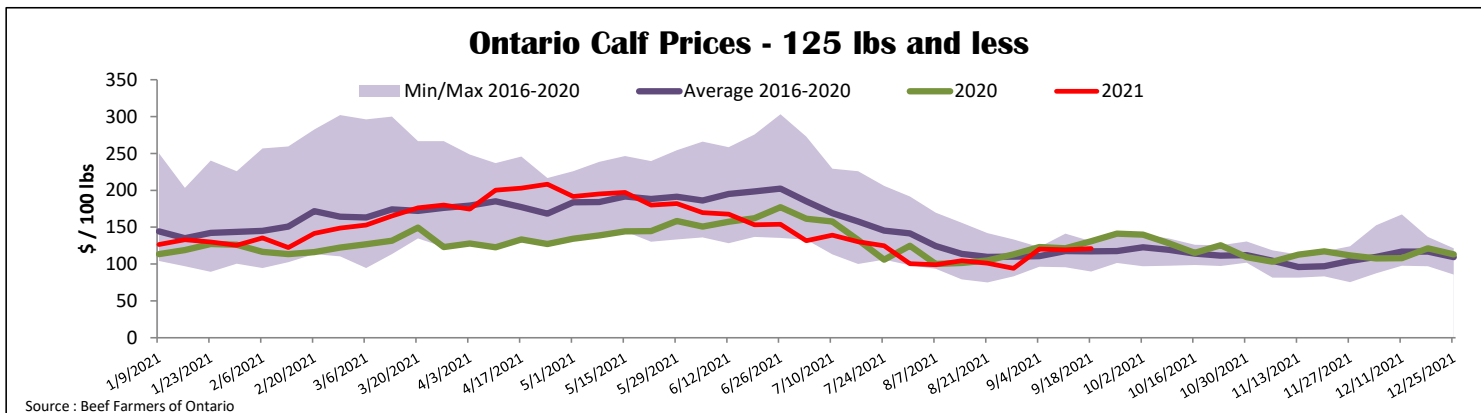
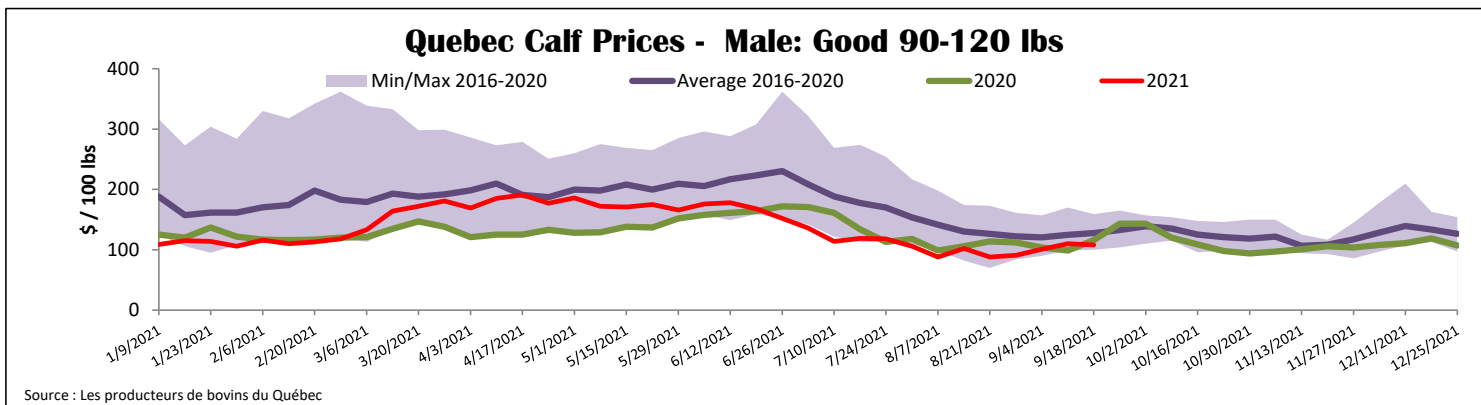
Federally Inspected Slaughter									
	Weekly			Year to date			Carcass Weight lbs (Jan.-July)		
	2021	2020	% chg	2021	2020	% chg	2021	2020	% chg
Quebec	3 220	2 730	17.9 %	113 377	112 642	0.7 %	357	345	3.6 %
Rest of Canada	0	0	-	560	1	-	385	449	-14.1 %
Canada	3 220	2 730	17.9 %	113 937	112 643	1.1 %	357	345	3.6 %

Source: Canadian Beef Grading Agency / Source: Canadian Food Inspection Agency (CFIA)

Domestic Exports					Imports				
	Jan. 1 - July 31, 2021					Jan. 1 - Sept. 18, 2021			
	2021	2020	% chg			2021	2020	% chg	
Total veal (tonnes)					Total veal (tonnes)				
United States	2 023	1 168	73.2 %		New Zealand	729	484	50.5 %	
United Arab Emirates	91	51	77.3 %		United States	410	540	-24.2 %	
Switzerland	4	0	-		Australia	24	105	-77.1 %	
Others	0	5	-		EU-27				
Total	2 119	1 225	73.0 %		Netherlands	301	184	63.6 %	
					Others	299	92	-	
					EU-27 total	600	276	117.4 %	
					Others	25	0	-	
					Total	1 788	1 406	27.2 %	

Source: Statistics Canada / Source: CFIA





United States

Week ending September 11, 2021

Federally Inspected Slaughter				Northeast and North Central U.S. Wholesale Price						
	Weekly			Year to date			August 2021 Wholesale Price			
	2021	2020	% chg	2021	2020	% chg	\$/100 lbs	Simple avg	Min	Max
Milk-fed or nature	2 108	3 085	-31.7 %	94 195	128 707	-26.8 %	307 Rack, Ribeye	N/A	N/A	N/A
North East & North Central*	4 550	4 282	6.3 %	162 038	186 168	-13.0 %	332 Loin, Trimmed 4x4	610.00	525.00	695.00
Other calves	6 658	7 367	-9.6 %	256 233	314 875	-18.6 %	1336 Leg slice, Retail	937.50	825.00	1 050.00
Production							1312 Osso Buco, Foreshank	772.50	695.00	850.00
Calves (million lbs)	0.8	1.1	-27.3 %	34.6	43.3	-20.1 %	Shoulder Clod, Chuck	700.00	650.00	750.00
Live weight (lbs)	211	250	-15.6 %							
Dressed weight (lbs)	122	145	-15.9 %							

Source : USDA

North East & North Central					Pennsylvania Calf Auction						
(Veal Carcass, Hot Basis – Paid to Producer (Hide off, 255-315 lbs))					Graded Holstein Bull Calves* September 11, 2021						
Special fed : milk fed, nature											
\$/US / 100 lbs				\$ / 100 lbs							
				Weighted Average	Min	Max	Weight	Head	Min	Max	
Non-Packer & Packers Owned				356.43	345.00	375.00	Number 1	- 89 lbs	27	50.00	195.00
								90 - 120 lbs	148	70.00	210.00
								+ 120 lbs	5	95.00	145.00
								Beef Cross	75	160.00	270.00
							Number 2	- 100 lbs	82	40.00	120.00
								+ 100 lbs	76	65.00	140.00
								Beef Cross	18	110.00	180.00
							Number 3	- 100 lbs	170	5.00	110.00
								+ 100 lbs	31	30.00	100.00
								Beef Cross	0	0.00	0.00

* Does not include all head sold

Source : USDA