

Veal Supply at a Glance - Canada

For week ending October 2, 2021

Quebec Live Auction											
	2021				2020				Volume (YTD)		
	Number (head)	Price (\$ / 100 lbs)			Number (head)	Price (\$ / 100 lbs)			head		
Dairy Calves		Average	Min	Max		Average	Min	Max	2021	2020	% chg
Holstein Male											
Good 90 -120 lbs	544	110.00	95.00	125.00	663	143.00	120.00	170.00	19 965	23 216	-14.0 %
Good 121 - 140 lbs	204	116.00	100.00	130.00	187	147.00	110.00	180.00	7 182	7 601	-5.5 %
Average 90 - 140 lbs	476	82.00	50.00	110.00	503	114.00	80.00	155.00	16 735	17 408	-3.9 %
Misc. - All weights	211	35.00	20.00	60.00	312	55.00	20.00	110.00	8 022	8 940	-10.3 %
Holstein Female											
Good 90 -120 lbs	34	69.00	30.00	110.00	82	109.00	60.00	170.00	1 728	2 652	-34.8 %
Other milk breeds (all weights)	20	44.00	10.00	100.00	36	73.00	10.00	100.00	939	1 171	-19.8 %
Crossbreeds dairy-butcher (all weights)	515	332.00	200.00	420.00	329	295.00	140.00	445.00	16 514	9 487	74.1 %
A2 Grain fed veal cattle (hide off)	1 471	256.60	n/a	n/a	1 396	235.30	n/a	n/a	56 925	56 996	-0.1 %
688 lbs live / 375-419 lbs hide off											

Source: Les producteurs de bovins du Québec

Ontario Live Auction											
	2021				2020				Volume (YTD)		
	Number (head)	Price (\$ / 100 lbs)			Number (head)	Price (\$ / 100 lbs)			head		
		Average	Min	Max		Average	Min	Max	2021	2020	% chg
+ 600 lbs	614	131.25	116.39	143.24	492	125.26	111.34	138.99	26 157	23 997	9.0 %
451 - 600 lbs	56	111.86	96.48	123.75	40	106.68	83.80	117.89	1 294	1 648	-21.5 %
301 - 450 lbs	29	158.49	107.26	187.50	36	174.85	104.89	210.34	1 194	1 325	-9.9 %
126 - 300 lbs	150	104.76	55.57	224.62	100	149.75	98.72	301.20	4 620	4 588	0.7 %
- 125 lbs	849	123.00	67.07	304.97	833	139.78	82.82	327.71	32 633	30 700	6.3 %

Source: Beef Farmers of Ontario

Federally Inspected Slaughter									
	Weekly			Year to date			Carcass Weight lbs (Jan.-Aug)		
	2021	2020	% chg	2021	2020	% chg	2021	2020	% chg
Quebec	2 999	3 039	-1.3 %	119 369	119 032	0.3 %	357	346	3.4 %
Rest of Canada	0	0	-	560	1	-	385	398	-3.3 %
Canada	2 999	3 039	-1.3 %	119 929	119 033	0.8 %	357	346	3.4 %

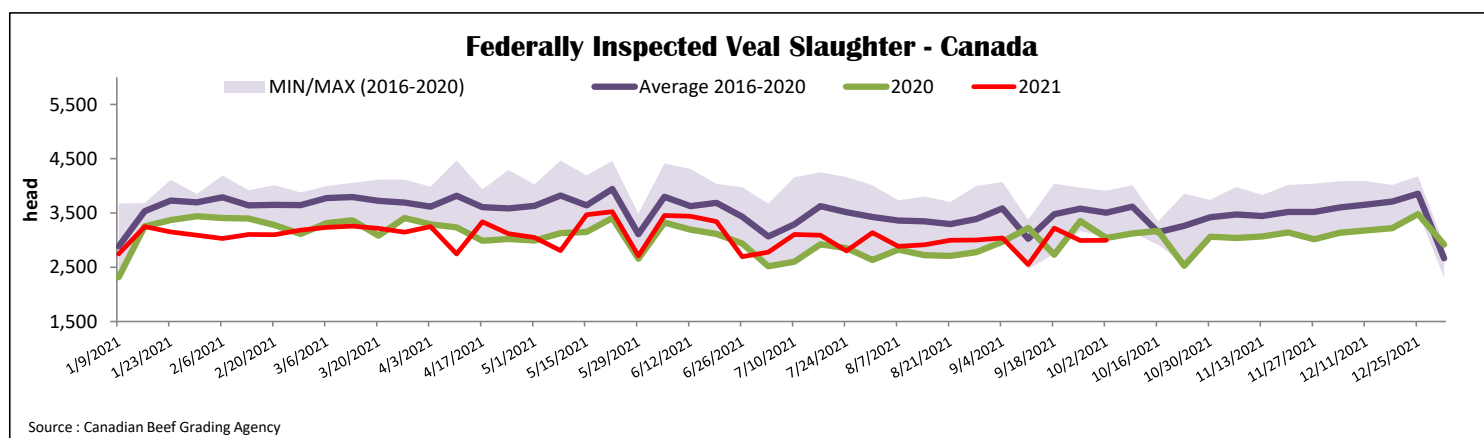
Source: Canadian Beef Grading Agency

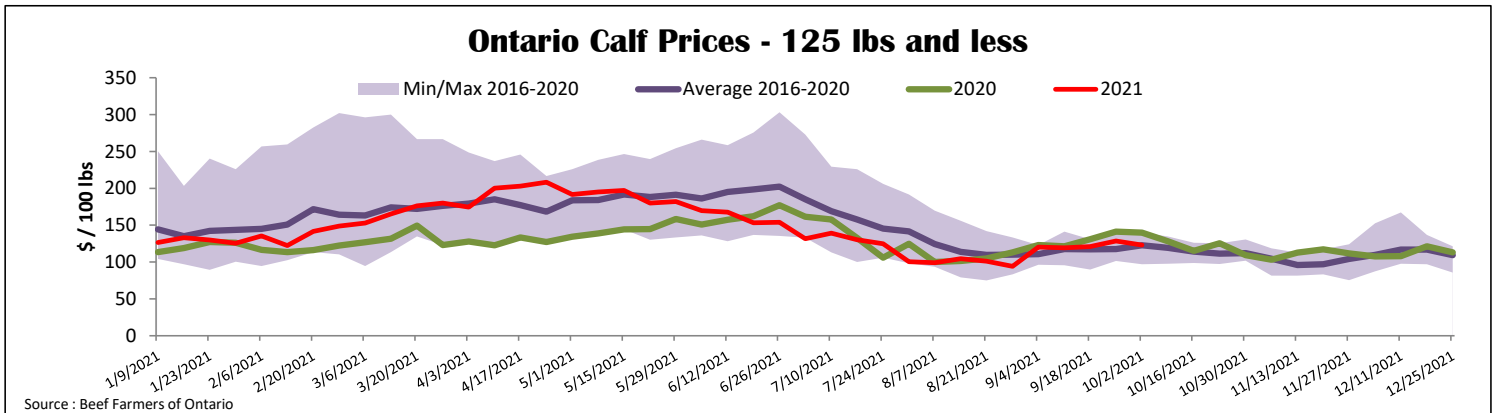
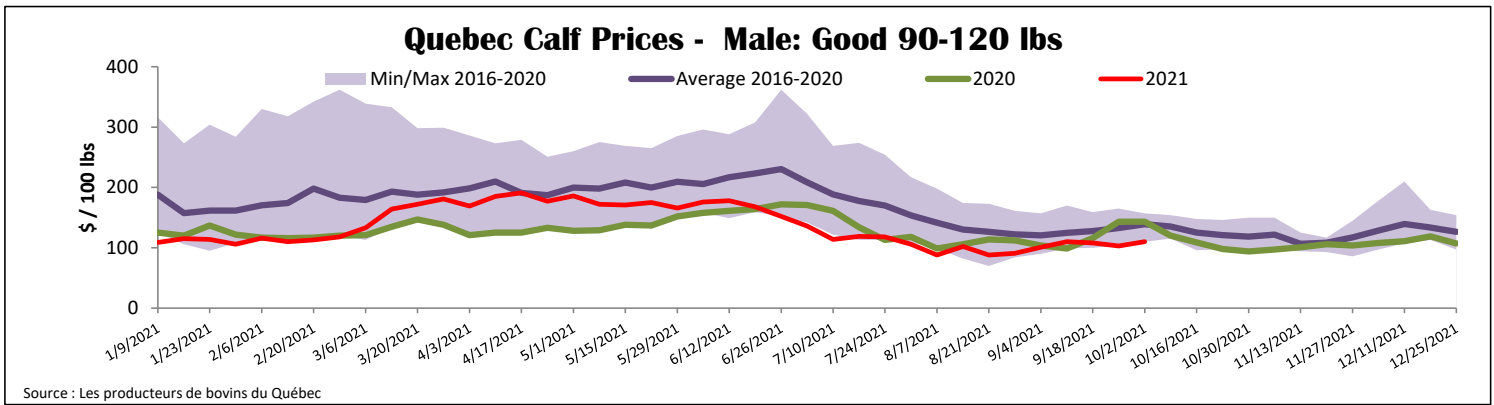
Source: Canadian Food Inspection Agency (CFIA)

Domestic Exports					Imports				
Total veal (tonnes)	Jan. 1 - Aug. 31, 2021				Total veal (tonnes)	Jan. 1 - Oct. 2, 2021			
	2021	2020	% chg			2021	2020	% chg	
United States	2 396	1 383	73.3 %		New Zealand	938	1 011	-7.1 %	
United Arab Emirates	97	58	67.9 %		United States	429	602	-28.6 %	
Switzerland	4	0	-		Australia	24	105	-77.1 %	
Others	0	6	-		EU-27				
Total	2 497	1 446	72.7 %		Netherlands	309	193	60.1 %	
					Others	342	122	-	
					EU-27 total	651	315	-	
					Others	25	0	-	
					Total	2 068	2 032	1.7 %	

Source: Statistics Canada

Source: CFIA





United States

Week ending September 25, 2021

Federally Inspected Slaughter				Northeast and North Central U.S. Wholesale Price						
	Weekly			Year to date			August 2021 Wholesale Price			
	2021	2020	% chg	2021	2020	% chg	\$/100 lbs	Simple avg	Min	Max
Milk-fed or nature										
North East & North Central*	2 851	3 265	-12.7 %	99 616	134 787	-26.1 %	307 Rack, Ribeye	N/A	N/A	N/A
Other calves	5 047	3 851	31.1 %	172 242	193 991	-11.2 %	332 Loin, Trimmed 4x4	610.00	525.00	695.00
	7 898	7 116	11.0 %	271 858	328 778	-17.3 %	1336 Leg slice, Retail	937.50	825.00	1 050.00
Production							1312 Osso Buco, Fore Shank	772.50	695.00	850.00
Calves (million lbs)	1.0	1.1	-9.1 %	36.5	45.4	-19.6 %	Shoulder Clod, Chuck	700.00	650.00	750.00
Live weight (lbs)	226	257	-12.1 %							
Dressed weight (lbs)	131	149	-12.1 %							

Source : USDA

North East & North Central					Pennsylvania Calf Auction							
(Veal Carcass, Hot Basis – Paid to Producer (Hide off, 255-315 lbs))					Graded Holstein Bull Calves* September 25, 2021							
Special fed : milk fed, nature					\$ / 100 lbs							
\$US / 100 lbs					Weighted Average	Min	Max	Weight	Head	Min	Max	
Non-Packer & Packers Owned					361.49	350.00	380.00	Number 1	- 89 lbs	25	90.00	135.00
								90 - 120 lbs	214	95.00	280.00	
								+ 120 lbs	19	100.00	140.00	
								Beef Cross	121	120.00	345.00	
								Number 2	- 100 lbs	143	40.00	142.00
								+ 100 lbs	97	80.00	145.00	
								Beef Cross	50	100.00	280.00	
								Number 3	- 100 lbs	165	5.00	120.00
								+ 100 lbs	16	55.00	137.00	
								Beef Cross	8	85.00	190.00	

* Does not include all head sold

Source : USDA