

Veal Supply at a Glance - Canada

For week ending October 16, 2021

Quebec Live Auction											
	2021				2020				Volume (YTD)		
	Number (head)	Price (\$ / 100 lbs)			Number (head)	Price (\$ / 100 lbs)			head		
Dairy Calves		Average	Min	Max		Average	Min	Max	2021	2020	% chg
Holstein Male											
Good 90 -120 lbs	537	109.00	95.00	125.00	666	109.00	80.00	130.00	21 117	24 499	-13.8 %
Good 121 - 140 lbs	162	113.00	100.00	120.00	175	115.00	95.00	135.00	7 526	7 938	-5.2 %
Average 90 - 140 lbs	366	81.00	60.00	100.00	474	84.00	50.00	110.00	17 540	18 355	-4.4 %
Misc. - All weights	171	37.00	20.00	60.00	239	39.00	20.00	80.00	8 402	9 536	-11.9 %
Holstein Female											
Good 90 -120 lbs	35	78.00	50.00	105.00	80	90.00	40.00	160.00	1 787	2 811	-36.4 %
Other milk breeds (all weights)	24	66.00	30.00	130.00	26	64.00	30.00	100.00	971	1 224	-20.7 %
Crossbreeds dairy-butcher (all weights)	503	323.00	140.00	400.00	343	263.00	100.00	400.00	17 510	10 184	71.9 %
A2 Grain fed veal cattle (hide off)	1 348	261.00	n/a	n/a	1 378	240.30	n/a	n/a	59 787	59 796	0.0 %
688 lbs live / 375-419 lbs hide off											

Source: Les producteurs de bovins du Québec

Ontario Live Auction											
	2021				2020				Volume (YTD)		
	Number (head)	Price (\$ / 100 lbs)			Number (head)	Price (\$ / 100 lbs)			head		
		Average	Min	Max		Average	Min	Max	2021	2020	% chg
+ 600 lbs	439	138.29	122.31	154.74	565	132.21	116.78	148.55	27 276	25 135	8.5 %
451 - 600 lbs	18	109.26	89.72	134.78	11	112.79	103.32	123.64	1 338	1 696	-21.1 %
301 - 450 lbs	59	168.23	111.92	210.19	43	160.44	108.67	202.86	1 299	1 413	-8.1 %
126 - 300 lbs	103	115.57	70.29	223.95	96	109.27	66.74	220.63	4 850	4 823	0.6 %
- 125 lbs	792	130.87	64.25	306.71	861	115.03	58.09	341.77	34 253	32 384	5.8 %

Source: Beef Farmers of Ontario

Federally Inspected Slaughter									
	Weekly			Year to date			Carcass Weight lbs (Jan.-Aug)		
	2021	2020	% chg	2021	2020	% chg	2021	2020	% chg
Quebec	2 489	3 170	-21.5 %	124 868	125 324	-0.4 %	357	346	3.4 %
Rest of Canada	0	0	-	560	1	-	385	398	-3.3 %
Canada	2 489	3 170	-21.5 %	125 428	125 325	0.1 %	357	346	3.4 %

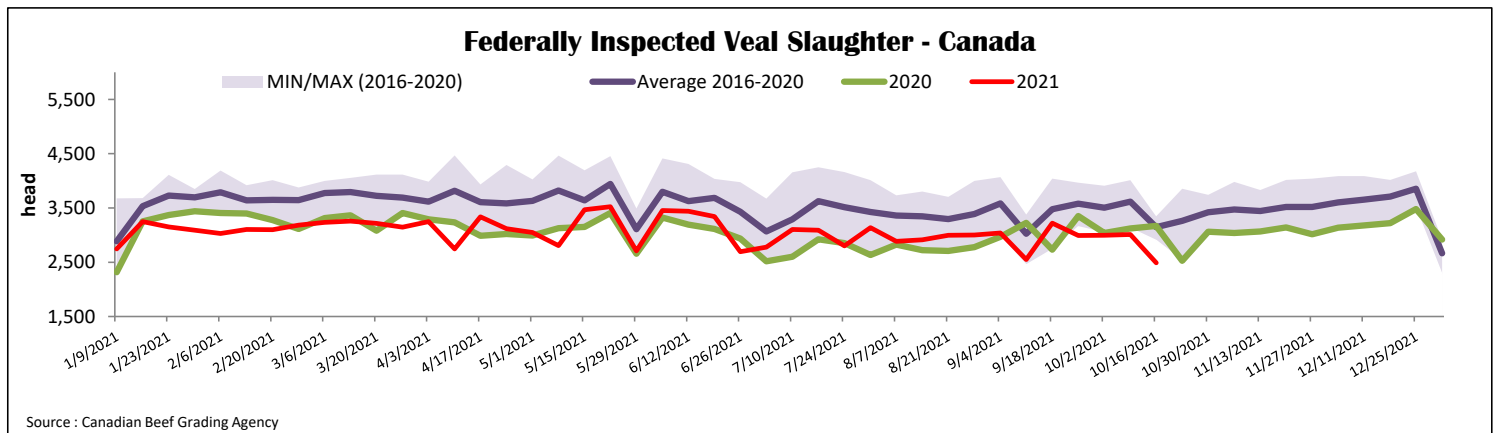
Source: Canadian Beef Grading Agency

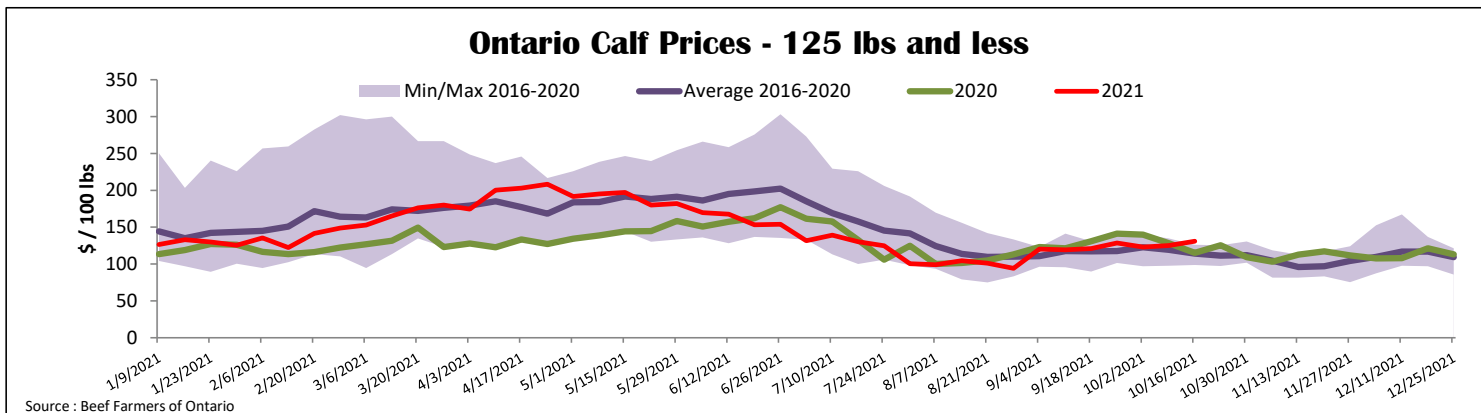
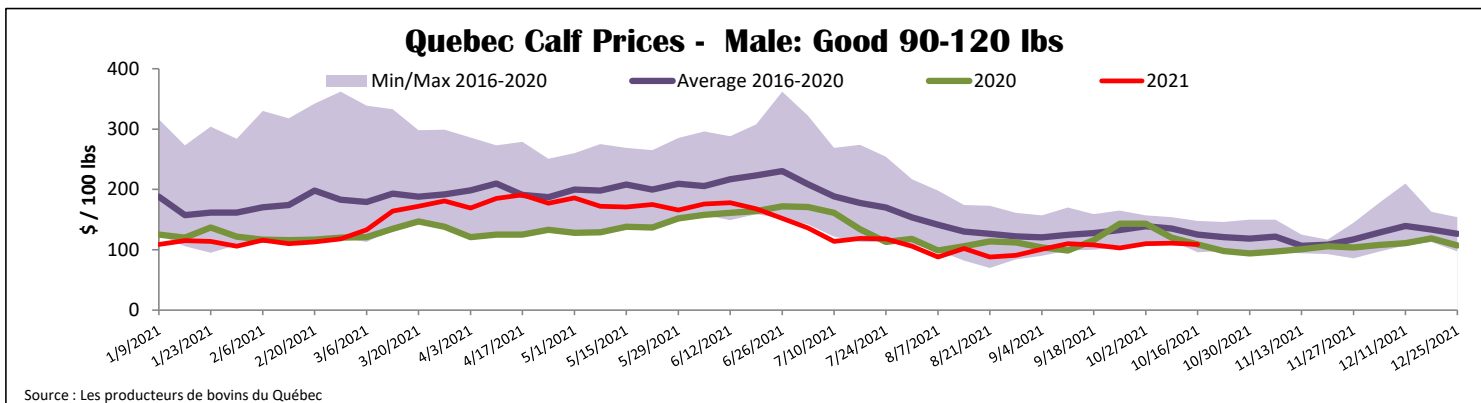
Source: Canadian Food Inspection Agency (CFIA)

Domestic Exports					Imports				
	Jan. 1 - Aug. 31, 2021					Jan. 1 - Oct. 16, 2021			
	2021	2020	% chg			2021	2020	% chg	
Total veal (tonnes)					Total veal (tonnes)				
United States	2 396	1 383	73.3 %		New Zealand	977	1 330	-26.6 %	
United Arab Emirates	97	58	67.9 %		United States	501	684	-26.7 %	
Switzerland	4	0	-		Australia	26	105	-74.9 %	
Others	0	6	-		EU-27				
Total	2 497	1 446	72.7 %		Netherlands	322	224	43.6 %	
					Others	343	149	-	
					EU-27 total	665	373	78.1 %	
					Others	25	0	-	
					Total	2 193	2 492	-12.0 %	

Source: Statistics Canada

Source: CFIA





United States																																																														
Week ending October 9, 2021																																																														
Federally Inspected Slaughter					Northeast and North Central U.S. Wholesale Price																																																									
	Weekly			Year to date			September 2021 Wholesale Price																																																							
Milk-fed or nature	2021	2020	% chg	2021	2020	% chg	\$/100 lbs	Simple avg	Min	Max																																																				
North East & North Central*	2 880	3 729	-22.8 %	105 314	141 866	-25.8 %	307 Rack, Ribeye	N/A	N/A	N/A																																																				
Other calves	4 831	4 381	10.3 %	182 395	202 066	-9.7 %	332 Loin, Trimmed 4x4	610.00	525.00	695.00																																																				
	7 711	8 110	-4.9 %	287 709	343 932	-16.3 %	1336 Leg slice, Retail	937.50	825.00	1 050.00																																																				
Production							1312 Osso Buco, Fore Shank	772.50	695.00	850.00																																																				
Calves (million lbs)	1.0	1.2	-16.7 %	38.5	47.7	-19.3 %	Shoulder Clod, Chuck	700.00	650.00	750.00																																																				
Live weight (lbs)	230	264	-12.9 %																																																											
Dressed weight (lbs)	134	154	-13.0 %																																																											
Source : USDA					Source : USDA																																																									
North East & North Central					Pennsylvania Calf Auction																																																									
(Veal Carcass, Hot Basis – Paid to Producer (Hide off, 255-315 lbs))					Graded Holstein Bull Calves* October 9, 2021																																																									
Special fed : milk fed, nature																																																														
\$/US / 100 lbs				Weighted Average	Min	Max																																																								
Non-Packer & Packers Owned				366.85	350.00	380.00																																																								
					<table border="1" style="width: 100%; border-collapse: collapse;"> <thead> <tr> <th></th> <th>Weight</th> <th>Head</th> <th colspan="2">\$/ 100 lbs</th> </tr> <tr> <th></th> <th></th> <th></th> <th>Min</th> <th>Max</th> </tr> </thead> <tbody> <tr> <td rowspan="4">Number 1</td> <td>- 89 lbs</td> <td>24</td> <td>45.00</td> <td>160.00</td> </tr> <tr> <td>90 - 120 lbs</td> <td>179</td> <td>75.00</td> <td>145.00</td> </tr> <tr> <td>+ 120 lbs</td> <td>14</td> <td>95.00</td> <td>130.00</td> </tr> <tr> <td>Beef Cross</td> <td>81</td> <td>150.00</td> <td>300.00</td> </tr> <tr> <td rowspan="3">Number 2</td> <td>- 100 lbs</td> <td>98</td> <td>25.00</td> <td>132.00</td> </tr> <tr> <td>+ 100 lbs</td> <td>113</td> <td>70.00</td> <td>138.00</td> </tr> <tr> <td>Beef Cross</td> <td>55</td> <td>125.00</td> <td>245.00</td> </tr> <tr> <td rowspan="3">Number 3</td> <td>- 100 lbs</td> <td>169</td> <td>12.00</td> <td>100.00</td> </tr> <tr> <td>+ 100 lbs</td> <td>34</td> <td>20.00</td> <td>130.00</td> </tr> <tr> <td>Beef Cross</td> <td>2</td> <td>75.00</td> <td>115.00</td> </tr> </tbody> </table>						Weight	Head	\$/ 100 lbs					Min	Max	Number 1	- 89 lbs	24	45.00	160.00	90 - 120 lbs	179	75.00	145.00	+ 120 lbs	14	95.00	130.00	Beef Cross	81	150.00	300.00	Number 2	- 100 lbs	98	25.00	132.00	+ 100 lbs	113	70.00	138.00	Beef Cross	55	125.00	245.00	Number 3	- 100 lbs	169	12.00	100.00	+ 100 lbs	34	20.00	130.00	Beef Cross	2	75.00	115.00
	Weight	Head	\$/ 100 lbs																																																											
			Min	Max																																																										
Number 1	- 89 lbs	24	45.00	160.00																																																										
	90 - 120 lbs	179	75.00	145.00																																																										
	+ 120 lbs	14	95.00	130.00																																																										
	Beef Cross	81	150.00	300.00																																																										
Number 2	- 100 lbs	98	25.00	132.00																																																										
	+ 100 lbs	113	70.00	138.00																																																										
	Beef Cross	55	125.00	245.00																																																										
Number 3	- 100 lbs	169	12.00	100.00																																																										
	+ 100 lbs	34	20.00	130.00																																																										
	Beef Cross	2	75.00	115.00																																																										
					* Does not include all head sold																																																									
Source : USDA					Source : USDA																																																									