

## Veal Supply at a Glance - Canada

For week ending October 23, 2021

Quebec Live Auction											
	Number	2021			Number	2020			Volume (YTD)		
		Price ( \$ / 100 lbs)				Price ( \$ / 100 lbs)			head		
Dairy Calves	(head)	Average	Min	Max	(head)	Average	Min	Max	2021	2020	% chg
Holstein Male											
Good 90 -120 lbs	576	110.00	100.00	130.00	582	98.00	70.00	120.00	21 693	25 081	-13.5 %
Good 121 - 140 lbs	180	112.00	100.00	120.00	185	100.00	70.00	140.00	7 706	8 123	-5.1 %
Average 90 - 140 lbs	446	84.00	60.00	110.00	432	71.00	40.00	100.00	17 986	18 787	-4.3 %
Misc. - All weights	206	36.00	20.00	65.00	260	38.00	20.00	65.00	8 608	9 796	-12.1 %
Holstein Female											
Good 90 -120 lbs	41	82.00	50.00	125.00	69	80.00	30.00	175.00	1 828	2 880	-36.5 %
Other milk breeds (all weights)	25	63.00	10.00	100.00	34	53.00	30.00	100.00	996	1 258	-20.8 %
Crossbreeds dairy-butcher (all weights)	543	332.00	150.00	410.00	307	348.00	130.00	475.00	18 053	10 491	72.1 %
A2 Grain fed veal cattle (hide off)	1 323	266.60	n/a	n/a	1 427	240.10	n/a	n/a	61 110	61 223	-0.2 %
688 lbs live / 375-419 lbs hide off											

Source: Les producteurs de bovins du Québec

Ontario Live Auction											
	Number	2021			Number	2020			Volume (YTD)		
		Price ( \$ / 100 lbs)				Price ( \$ / 100 lbs)			head		
	(head)	Average	Min	Max	(head)	Average	Min	Max	2021	2020	% chg
+ 600 lbs	590	138.48	116.44	156.48	514	133.10	119.66	152.26	27 866	25 649	8.6 %
451 - 600 lbs	36	125.38	103.72	141.81	35	116.69	102.20	129.94	1 374	1 731	-20.6 %
301 - 450 lbs	98	159.84	102.43	214.38	34	172.93	114.43	210.44	1 397	1 447	-3.5 %
126 - 300 lbs	162	106.13	63.14	204.90	79	140.83	75.23	284.81	5 012	4 902	2.2 %
- 125 lbs	1 000	123.74	63.81	299.18	752	125.53	51.98	374.69	35 253	33 136	6.4 %

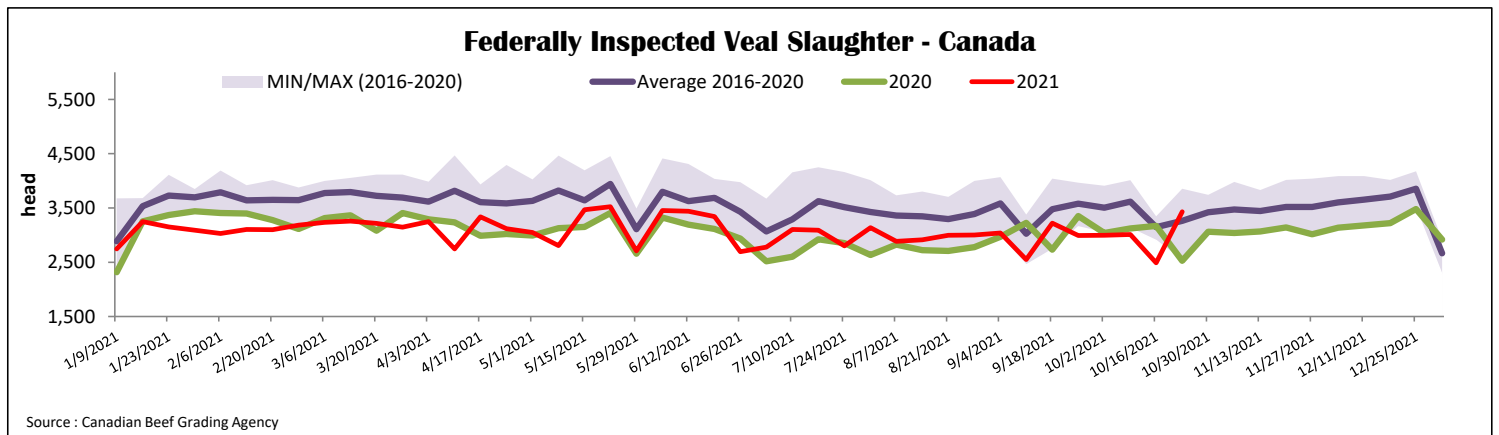
Source: Beef Farmers of Ontario

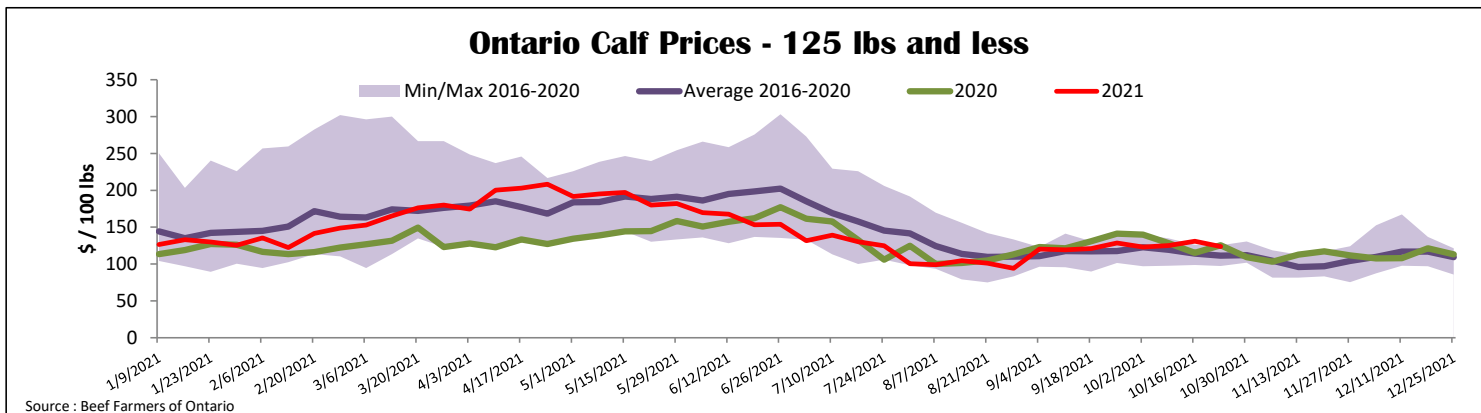
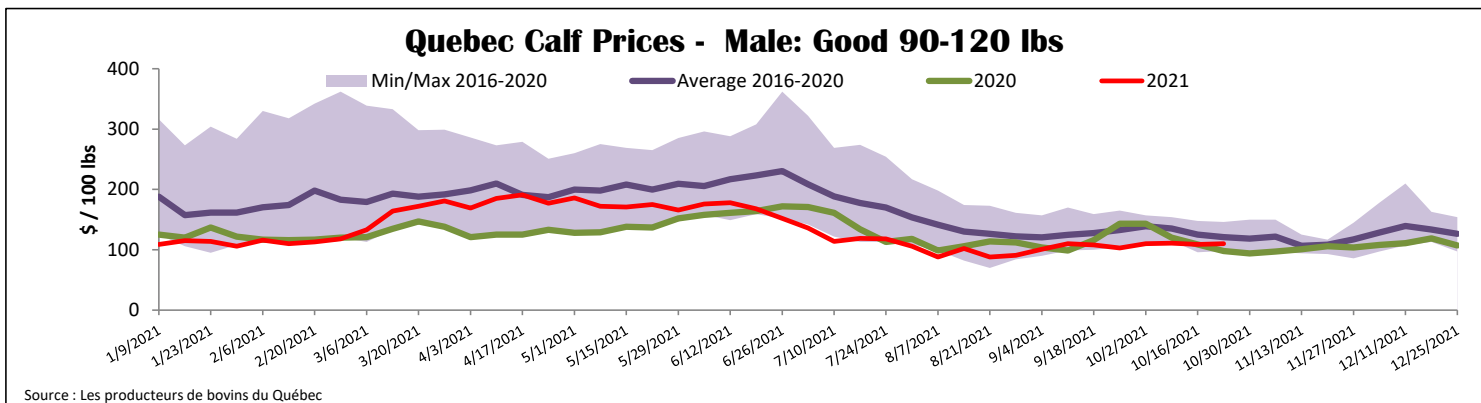
Federally Inspected Slaughter										
	2021	Weekly		% chg	Year to date			Carcass Weight lbs (Jan.-Aug)		
		2021	2020		2021	2020	% chg	2021	2020	% chg
Quebec	3 430	2 528	35.7 %	128 298	127 852	0.3 %	357	346	3.4 %	
Rest of Canada	0	0	-	560	1	-	385	398	-3.3 %	
<b>Canada</b>	<b>3 430</b>	<b>2 528</b>	<b>35.7 %</b>	<b>128 858</b>	<b>127 853</b>	<b>0.8 %</b>	<b>357</b>	<b>346</b>	<b>3.4 %</b>	

Source: Canadian Beef Grading Agency / Source: Canadian Food Inspection Agency (CFIA)

Domestic Exports					Imports				
Total veal (tonnes)	Jan. 1 - Aug. 31, 2021				Total veal (tonnes)	Jan. 1 - Oct. 23, 2021			
	2021	2020	% chg			2021	2020	% chg	
United States	2 396	1 383	73.3 %		New Zealand	1 148	1 536	-25.3 %	
United Arab Emirates	97	58	67.9 %		United States	520	688	-24.4 %	
Switzerland	4	0	-		Australia	26	105	-74.9 %	
Others	0	6	-		<b>EU-27</b>				
<b>Total</b>	<b>2 497</b>	<b>1 446</b>	<b>72.7 %</b>		Netherlands	326	243	34.2 %	
					Others	368	160	-	
					<b>EU-27 total</b>	<b>693</b>	<b>403</b>	<b>72.2 %</b>	
					Others	25	0	-	
					<b>Total</b>	<b>2 412</b>	<b>2 731</b>	<b>-11.7 %</b>	

Source: Statistics Canada / Source: CFIA





<b>United States</b>											
Week ending October 16, 2021											
<b>Federally Inspected Slaughter</b>					<b>Northeast and North Central U.S. Wholesale Price</b>						
	Weekly			Year to date			September 2021 Wholesale Price				
Milk-fed or nature	<b>2021</b>	<b>2020</b>	<b>% chg</b>	<b>2021</b>	<b>2020</b>	<b>% chg</b>	\$/100 lbs	Simple avg	Min	Max	
North East & North Central*	2 868	3 696	-22.4 %	108 182	145 562	-25.7 %	307 Rack, Ribeye	N/A	N/A	N/A	
Other calves	5 268	4 299	22.5 %	187 663	206 365	-9.1 %	332 Loin, Trimmed 4x4	610.00	525.00	695.00	
	<b>8 136</b>	<b>7 995</b>	<b>1.8 %</b>	<b>295 845</b>	<b>351 927</b>	<b>-15.9 %</b>	1336 Leg slice, Retail	937.50	825.00	1 050.00	
Production							1312 Osso Buco, Foreshank	772.50	695.00	850.00	
Calves (million lbs)	1.0	1.2	-16.7 %	39.5	48.9	-19.2 %	Shoulder Clod, Chuck	700.00	650.00	750.00	
Live weight (lbs)	222	257	-13.6 %								
Dressed weight (lbs)	129	150	-14.0 %								
	Source : USDA						Source : USDA				
<b>North East &amp; North Central</b>					<b>Pennsylvania Calf Auction</b>						
(Veal Carcass, Hot Basis – Paid to Producer (Hide off, 255-315 lbs))					Graded Holstein Bull Calves* October 16, 2021						
Special fed : milk fed, nature											
\$/US / 100 lbs				Weighted Average	Min	Max		\$/ 100 lbs			
							Number 1	Weight	Head	Min	Max
								- 89 lbs	0	0.00	0.00
								90 - 120 lbs	31	70.00	115.00
								+ 120 lbs	7	75.00	110.00
								Beef Cross	50	145.00	335.00
							Number 2	- 100 lbs	36	30.00	92.00
								+ 100 lbs	62	50.00	95.00
								Beef Cross	18	95.00	210.00
							Number 3	- 100 lbs	136	5.00	60.00
								+ 100 lbs	38	30.00	80.00
								Beef Cross	0	0.00	0.00
							* Does not include all head sold				
	Source : USDA						Source : USDA				