

Veal Supply at a Glance - Canada

For week ending October 30, 2021

| Quebec Live Auction | | | | | | | | | | | |
|---|---------------|----------------------|--------|--------|---------------|----------------------|--------|--------|--------------|--------|---------|
| | 2021 | | | | 2020 | | | | Volume (YTD) | | |
| | Number (head) | Price (\$ / 100 lbs) | | | Number (head) | Price (\$ / 100 lbs) | | | head | | |
| Dairy Calves | | Average | Min | Max | | Average | Min | Max | 2021 | 2020 | % chg |
| Holstein Male | | | | | | | | | | | |
| Good 90 -120 lbs | 509 | 108.00 | 90.00 | 125.00 | 630 | 94.00 | 70.00 | 115.00 | 22 202 | 25 711 | -13.6 % |
| Good 121 - 140 lbs | 173 | 115.00 | 100.00 | 130.00 | 185 | 99.00 | 80.00 | 115.00 | 7 879 | 8 308 | -5.2 % |
| Average 90 - 140 lbs | 403 | 76.00 | 45.00 | 110.00 | 388 | 68.00 | 40.00 | 110.00 | 18 389 | 19 175 | -4.1 % |
| Misc. - All weights | 198 | 34.00 | 10.00 | 55.00 | 165 | 30.00 | 10.00 | 50.00 | 8 806 | 9 961 | -11.6 % |
| Holstein Female | | | | | | | | | | | |
| Good 90 -120 lbs | 28 | 56.00 | 30.00 | 115.00 | 67 | 59.00 | 30.00 | 110.00 | 1 856 | 2 947 | -37.0 % |
| Other milk breeds (all weights) | 20 | 50.00 | 16.00 | 110.00 | 38 | 41.00 | 5.00 | 80.00 | 1 016 | 1 296 | -21.6 % |
| Crossbreeds dairy-butcher (all weights) | 551 | 361.00 | 250.00 | 450.00 | 346 | 260.00 | 100.00 | 410.00 | 18 604 | 10 837 | 71.7 % |
| A2 Grain fed veal cattle (hide off) | 1 431 | 270.20 | n/a | n/a | 1 423 | 240.30 | n/a | n/a | 62 541 | 62 646 | -0.2 % |
| 688 lbs live / 375-419 lbs hide off | | | | | | | | | | | |

Source: Les producteurs de bovins du Québec

| Ontario Live Auction | | | | | | | | | | | |
|----------------------|---------------|----------------------|--------|--------|---------------|----------------------|--------|--------|--------------|--------|---------|
| | 2021 | | | | 2020 | | | | Volume (YTD) | | |
| | Number (head) | Price (\$ / 100 lbs) | | | Number (head) | Price (\$ / 100 lbs) | | | head | | |
| | | Average | Min | Max | | Average | Min | Max | 2021 | 2020 | % chg |
| + 600 lbs | 663 | 139.25 | 114.89 | 159.46 | 654 | 123.45 | 108.52 | 138.08 | 28 529 | 26 303 | 8.5 % |
| 451 - 600 lbs | 30 | 131.65 | 107.83 | 150.13 | 39 | 114.04 | 96.42 | 131.88 | 1 404 | 1 770 | -20.7 % |
| 301 - 450 lbs | 69 | 151.55 | 102.44 | 196.30 | 74 | 175.02 | 110.76 | 235.16 | 1 466 | 1 521 | -3.6 % |
| 126 - 300 lbs | 128 | 108.91 | 68.86 | 231.63 | 148 | 104.14 | 64.18 | 214.93 | 5 140 | 5 050 | 1.8 % |
| - 125 lbs | 984 | 135.85 | 76.61 | 362.75 | 907 | 109.48 | 56.58 | 300.10 | 36 237 | 34 043 | 6.4 % |

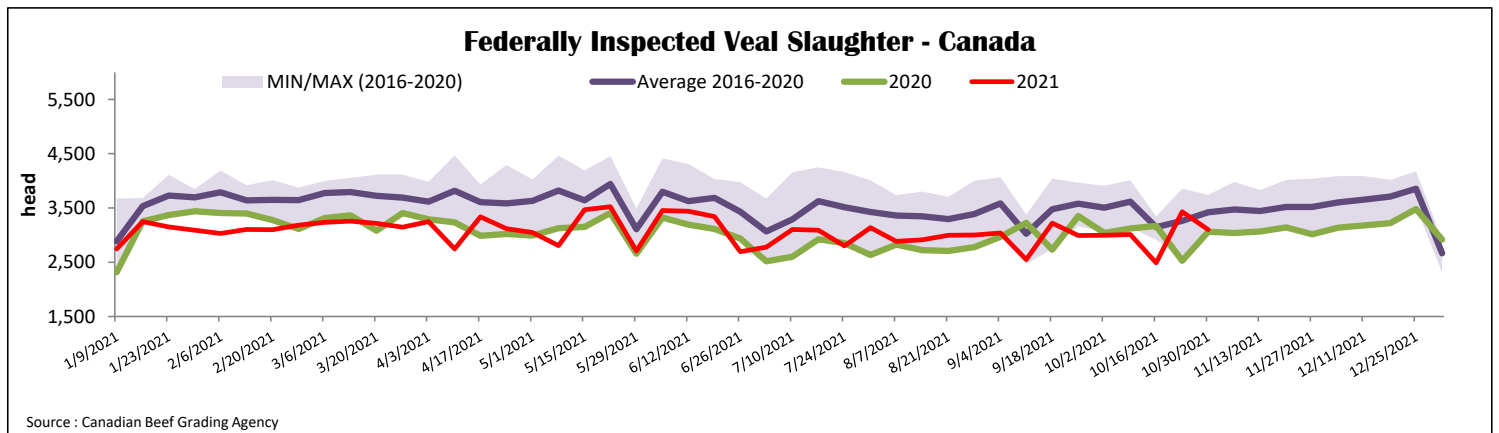
Source: Beef Farmers of Ontario

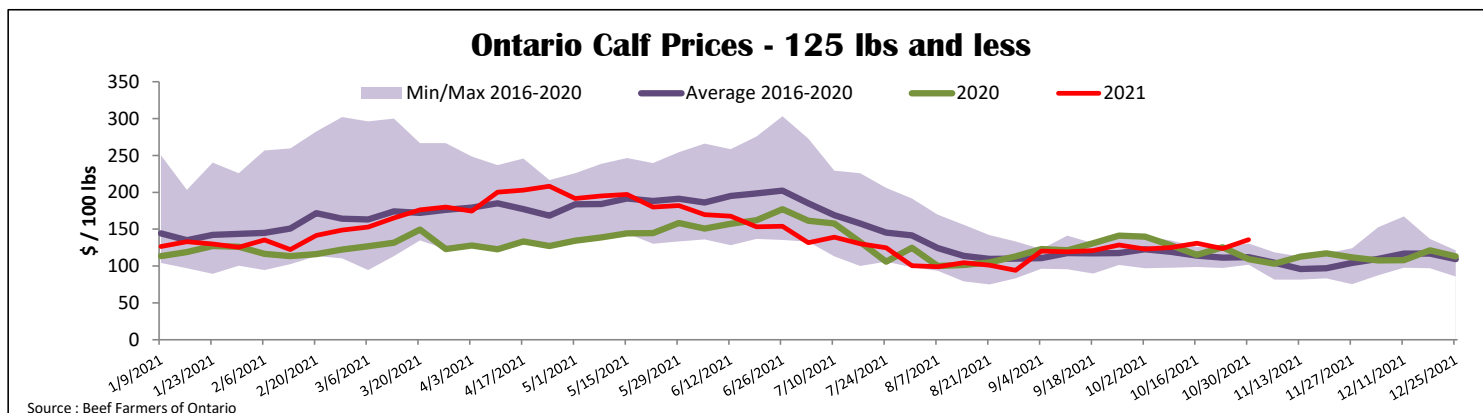
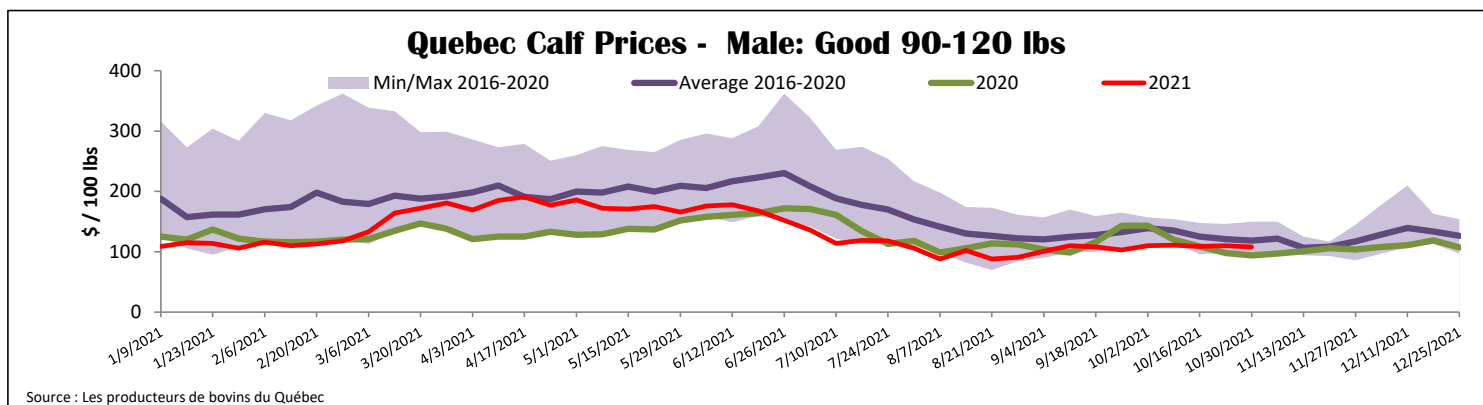
| Federally Inspected Slaughter | | | | | | | | | |
|-------------------------------|--------------|--------------|--------------|----------------|----------------|--------------|--------------------------------|------------|--------------|
| | Weekly | | | Year to date | | | Carcass Weight lbs (Jan.-Sept) | | |
| | 2021 | 2020 | % chg | 2021 | 2020 | % chg | 2021 | 2020 | % chg |
| Quebec | 3 101 | 3 060 | 1.3 % | 131 399 | 130 912 | 0.4 % | 357 | 347 | 2.9 % |
| Rest of Canada | 0 | 0 | - | 560 | 1 | - | 385 | 398 | -3.3 % |
| Canada | 3 101 | 3 060 | 1.3 % | 131 959 | 130 913 | 0.8 % | 357 | 347 | 2.9 % |

Source: Canadian Beef Grading Agency / Source: Canadian Food Inspection Agency (CFIA)

| Domestic Exports | | | | | Imports | | | | |
|----------------------|-------------------------|--------------|---------------|--|---------------------|------------------------|--------------|----------------|--|
| Total veal (tonnes) | Jan. 1 - Sept. 30, 2021 | | | | Total veal (tonnes) | Jan. 1 - Oct. 30, 2021 | | | |
| | 2021 | 2020 | % chg | | | 2021 | 2020 | % chg | |
| United States | 2 709 | 1 735 | 56.2 % | | New Zealand | 1 283 | 1 648 | -22.1 % | |
| United Arab Emirates | 107 | 69 | 55.8 % | | United States | 521 | 735 | -29.2 % | |
| Switzerland | 4 | 0 | - | | Australia | 26 | 105 | -74.9 % | |
| Others | 0 | 6 | - | | EU-27 | | | | |
| Total | 2 821 | 1 809 | 55.9 % | | Netherlands | 326 | 247 | 32.0 % | |
| | | | | | Others | 368 | 160 | - | |
| | | | | | EU-27 total | 693 | 407 | 70.6 % | |
| | | | | | Others | 25 | 0 | - | |
| | | | | | Total | 2 548 | 2 894 | -12.0 % | |

Source: Statistics Canada / Source: CFIA





| United States | | | | | | | | | | | | | | | | | | | | | | | | | | | | | | | | | | | | | | | | | | | | | | | | | | | | | | | | | | | | | | | | | | | | | |
|--|--------------|--------------|--------------|------------------|---|----------------|--------------------------------|------------|--------|----------|--------|------|--------------|--|--|--|--|-----|-----|----------|----------|---|------|------|--|--------------|----|-------|--------|--|-----------|---|-------|--------|--|------------|----|--------|--------|----------|-----------|----|-------|--------|--|-----------|----|-------|--------|--|------------|----|--------|--------|----------|-----------|-----|-------|-------|--|-----------|----|-------|-------|--|------------|----|--------|--------|
| Week ending October 23, 2021 | | | | | | | | | | | | | | | | | | | | | | | | | | | | | | | | | | | | | | | | | | | | | | | | | | | | | | | | | | | | | | | | | | | | | |
| Federally Inspected Slaughter | | | | | Northeast and North Central U.S. Wholesale Price | | | | | | | | | | | | | | | | | | | | | | | | | | | | | | | | | | | | | | | | | | | | | | | | | | | | | | | | | | | | | | | | |
| | Weekly | | | Year to date | | | September 2021 Wholesale Price | | | | | | | | | | | | | | | | | | | | | | | | | | | | | | | | | | | | | | | | | | | | | | | | | | | | | | | | | | | | | | |
| Milk-fed or nature | 2021 | 2020 | % chg | 2021 | 2020 | % chg | \$/100 lbs | Simple avg | Min | Max | | | | | | | | | | | | | | | | | | | | | | | | | | | | | | | | | | | | | | | | | | | | | | | | | | | | | | | | | | | |
| North East & North Central* | 2 994 | 3 706 | -19.2 % | 111 176 | 149 268 | -25.5 % | 307 Rack, Ribeye | N/A | N/A | N/A | | | | | | | | | | | | | | | | | | | | | | | | | | | | | | | | | | | | | | | | | | | | | | | | | | | | | | | | | | | |
| Other calves | 5 493 | 4 610 | 19.2 % | 193 156 | 210 975 | -8.4 % | 332 Loin, Trimmed 4x4 | 610.00 | 525.00 | 695.00 | | | | | | | | | | | | | | | | | | | | | | | | | | | | | | | | | | | | | | | | | | | | | | | | | | | | | | | | | | | |
| | 8 487 | 8 316 | 2.1 % | 304 332 | 360 243 | -15.5 % | 1336 Leg slice, Retail | 937.50 | 825.00 | 1 050.00 | | | | | | | | | | | | | | | | | | | | | | | | | | | | | | | | | | | | | | | | | | | | | | | | | | | | | | | | | | | |
| Production | | | | | | | 1312 Osso Buco, Fore Shank | 772.50 | 695.00 | 850.00 | | | | | | | | | | | | | | | | | | | | | | | | | | | | | | | | | | | | | | | | | | | | | | | | | | | | | | | | | | | |
| Calves (million lbs) | 1.1 | 1.2 | -8.3 % | 40.6 | 50.1 | -19.0 % | Shoulder Clod, Chuck | 700.00 | 650.00 | 750.00 | | | | | | | | | | | | | | | | | | | | | | | | | | | | | | | | | | | | | | | | | | | | | | | | | | | | | | | | | | | |
| Live weight (lbs) | 226 | 247 | -8.5 % | | | | | | | | | | | | | | | | | | | | | | | | | | | | | | | | | | | | | | | | | | | | | | | | | | | | | | | | | | | | | | | | | | |
| Dressed weight (lbs) | 132 | 144 | -8.3 % | | | | | | | | | | | | | | | | | | | | | | | | | | | | | | | | | | | | | | | | | | | | | | | | | | | | | | | | | | | | | | | | | | |
| Source : USDA | | | | | Source : USDA | | | | | | | | | | | | | | | | | | | | | | | | | | | | | | | | | | | | | | | | | | | | | | | | | | | | | | | | | | | | | | | | |
| North East & North Central | | | | | Pennsylvania Calf Auction | | | | | | | | | | | | | | | | | | | | | | | | | | | | | | | | | | | | | | | | | | | | | | | | | | | | | | | | | | | | | | | | |
| (Veal Carcass, Hot Basis – Paid to Producer (Hide off, 255-315 lbs)) | | | | | Graded Holstein Bull Calves* October 23, 2021 | | | | | | | | | | | | | | | | | | | | | | | | | | | | | | | | | | | | | | | | | | | | | | | | | | | | | | | | | | | | | | | | |
| Special fed : milk fed, nature | | | | | | | | | | | | | | | | | | | | | | | | | | | | | | | | | | | | | | | | | | | | | | | | | | | | | | | | | | | | | | | | | | | | | |
| \$US / 100 lbs | | | | Weighted Average | Min | Max | | | | | | | | | | | | | | | | | | | | | | | | | | | | | | | | | | | | | | | | | | | | | | | | | | | | | | | | | | | | | | | |
| Non-Packer & Packers Owned | | | | 370.26 | 360.00 | 380.00 | | | | | | | | | | | | | | | | | | | | | | | | | | | | | | | | | | | | | | | | | | | | | | | | | | | | | | | | | | | | | | | |
| | | | | | <table border="1" style="width: 100%; border-collapse: collapse;"> <thead> <tr> <th></th> <th>Weight</th> <th>Head</th> <th colspan="2">\$ / 100 lbs</th> </tr> <tr> <th></th> <th></th> <th></th> <th>Min</th> <th>Max</th> </tr> </thead> <tbody> <tr> <td>Number 1</td> <td>- 89 lbs</td> <td>0</td> <td>0.00</td> <td>0.00</td> </tr> <tr> <td></td> <td>90 - 120 lbs</td> <td>81</td> <td>70.00</td> <td>120.00</td> </tr> <tr> <td></td> <td>+ 120 lbs</td> <td>8</td> <td>90.00</td> <td>110.00</td> </tr> <tr> <td></td> <td>Beef Cross</td> <td>55</td> <td>150.00</td> <td>315.00</td> </tr> <tr> <td>Number 2</td> <td>- 100 lbs</td> <td>75</td> <td>50.00</td> <td>102.00</td> </tr> <tr> <td></td> <td>+ 100 lbs</td> <td>71</td> <td>50.00</td> <td>105.00</td> </tr> <tr> <td></td> <td>Beef Cross</td> <td>42</td> <td>100.00</td> <td>280.00</td> </tr> <tr> <td>Number 3</td> <td>- 100 lbs</td> <td>149</td> <td>30.00</td> <td>70.00</td> </tr> <tr> <td></td> <td>+ 100 lbs</td> <td>25</td> <td>30.00</td> <td>80.00</td> </tr> <tr> <td></td> <td>Beef Cross</td> <td>10</td> <td>160.00</td> <td>210.00</td> </tr> </tbody> </table> | | | | | | Weight | Head | \$ / 100 lbs | | | | | Min | Max | Number 1 | - 89 lbs | 0 | 0.00 | 0.00 | | 90 - 120 lbs | 81 | 70.00 | 120.00 | | + 120 lbs | 8 | 90.00 | 110.00 | | Beef Cross | 55 | 150.00 | 315.00 | Number 2 | - 100 lbs | 75 | 50.00 | 102.00 | | + 100 lbs | 71 | 50.00 | 105.00 | | Beef Cross | 42 | 100.00 | 280.00 | Number 3 | - 100 lbs | 149 | 30.00 | 70.00 | | + 100 lbs | 25 | 30.00 | 80.00 | | Beef Cross | 10 | 160.00 | 210.00 |
| | Weight | Head | \$ / 100 lbs | | | | | | | | | | | | | | | | | | | | | | | | | | | | | | | | | | | | | | | | | | | | | | | | | | | | | | | | | | | | | | | | | | |
| | | | Min | Max | | | | | | | | | | | | | | | | | | | | | | | | | | | | | | | | | | | | | | | | | | | | | | | | | | | | | | | | | | | | | | | | | |
| Number 1 | - 89 lbs | 0 | 0.00 | 0.00 | | | | | | | | | | | | | | | | | | | | | | | | | | | | | | | | | | | | | | | | | | | | | | | | | | | | | | | | | | | | | | | | | |
| | 90 - 120 lbs | 81 | 70.00 | 120.00 | | | | | | | | | | | | | | | | | | | | | | | | | | | | | | | | | | | | | | | | | | | | | | | | | | | | | | | | | | | | | | | | | |
| | + 120 lbs | 8 | 90.00 | 110.00 | | | | | | | | | | | | | | | | | | | | | | | | | | | | | | | | | | | | | | | | | | | | | | | | | | | | | | | | | | | | | | | | | |
| | Beef Cross | 55 | 150.00 | 315.00 | | | | | | | | | | | | | | | | | | | | | | | | | | | | | | | | | | | | | | | | | | | | | | | | | | | | | | | | | | | | | | | | | |
| Number 2 | - 100 lbs | 75 | 50.00 | 102.00 | | | | | | | | | | | | | | | | | | | | | | | | | | | | | | | | | | | | | | | | | | | | | | | | | | | | | | | | | | | | | | | | | |
| | + 100 lbs | 71 | 50.00 | 105.00 | | | | | | | | | | | | | | | | | | | | | | | | | | | | | | | | | | | | | | | | | | | | | | | | | | | | | | | | | | | | | | | | | |
| | Beef Cross | 42 | 100.00 | 280.00 | | | | | | | | | | | | | | | | | | | | | | | | | | | | | | | | | | | | | | | | | | | | | | | | | | | | | | | | | | | | | | | | | |
| Number 3 | - 100 lbs | 149 | 30.00 | 70.00 | | | | | | | | | | | | | | | | | | | | | | | | | | | | | | | | | | | | | | | | | | | | | | | | | | | | | | | | | | | | | | | | | |
| | + 100 lbs | 25 | 30.00 | 80.00 | | | | | | | | | | | | | | | | | | | | | | | | | | | | | | | | | | | | | | | | | | | | | | | | | | | | | | | | | | | | | | | | | |
| | Beef Cross | 10 | 160.00 | 210.00 | | | | | | | | | | | | | | | | | | | | | | | | | | | | | | | | | | | | | | | | | | | | | | | | | | | | | | | | | | | | | | | | | |
| | | | | | * Does not include all head sold | | | | | | | | | | | | | | | | | | | | | | | | | | | | | | | | | | | | | | | | | | | | | | | | | | | | | | | | | | | | | | | | |
| Source : USDA | | | | | Source : USDA | | | | | | | | | | | | | | | | | | | | | | | | | | | | | | | | | | | | | | | | | | | | | | | | | | | | | | | | | | | | | | | | |