

Veal Supply at a Glance - Canada

For week ending November 6, 2021

Quebec Live Auction											
	Number	2021			Number	2020			Volume (YTD)		
		Price (\$ / 100 lbs)				Price (\$ / 100 lbs)			head		
Dairy Calves	(head)	Average	Min	Max	(head)	Average	Min	Max	2021	2020	% chg
Holstein Male											
Good 90 -120 lbs	543	108.00	90.00	120.00	573	97.00	80.00	115.00	22 745	26 284	-13.5 %
Good 121 - 140 lbs	173	112.00	100.00	130.00	188	99.00	80.00	115.00	8 052	8 496	-5.2 %
Average 90 - 140 lbs	392	80.00	50.00	100.00	433	65.00	40.00	90.00	18 781	19 608	-4.2 %
Misc. - All weights	241	39.00	20.00	70.00	189	34.00	20.00	60.00	9 047	10 150	-10.9 %
Holstein Female											
Good 90 -120 lbs	43	71.00	40.00	115.00	62	67.00	30.00	120.00	1 899	3 009	-36.9 %
Other milk breeds (all weights)	13	66.00	10.00	100.00	32	58.00	30.00	82.00	1 029	1 328	-22.5 %
Crossbreeds dairy-butcher (all weights)	545	314.00	150.00	410.00	402	298.00	120.00	435.00	19 149	11 239	70.4 %
A2 Grain fed veal cattle (hide off)	1 195	275.50	n/a	n/a	1 359	240.10	n/a	n/a	63 736	64 005	-0.4 %
688 lbs live / 375-419 lbs hide off											

Source: Les producteurs de bovins du Québec

Ontario Live Auction											
	Number	2021			Number	2020			Volume (YTD)		
		Price (\$ / 100 lbs)				Price (\$ / 100 lbs)			head		
	(head)	Average	Min	Max	(head)	Average	Min	Max	2021	2020	% chg
+ 600 lbs	659	139.88	117.60	164.06	505	121.70	107.57	135.18	29 188	26 808	8.9 %
451 - 600 lbs	29	116.23	84.93	145.62	33	90.44	71.06	112.94	1 433	1 803	-20.5 %
301 - 450 lbs	32	123.62	91.34	140.47	70	149.47	97.90	201.17	1 498	1 591	-5.8 %
126 - 300 lbs	137	105.40	62.20	213.50	130	121.22	75.54	225.44	5 277	5 180	1.9 %
- 125 lbs	958	122.92	61.14	281.12	949	103.07	54.39	304.70	37 195	34 992	6.3 %

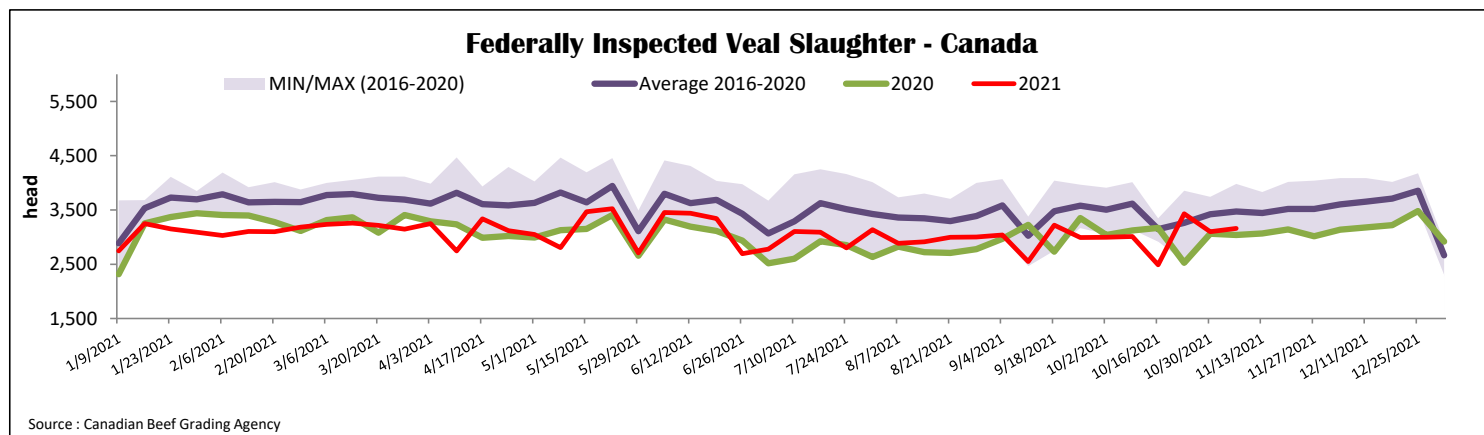
Source: Beef Farmers of Ontario

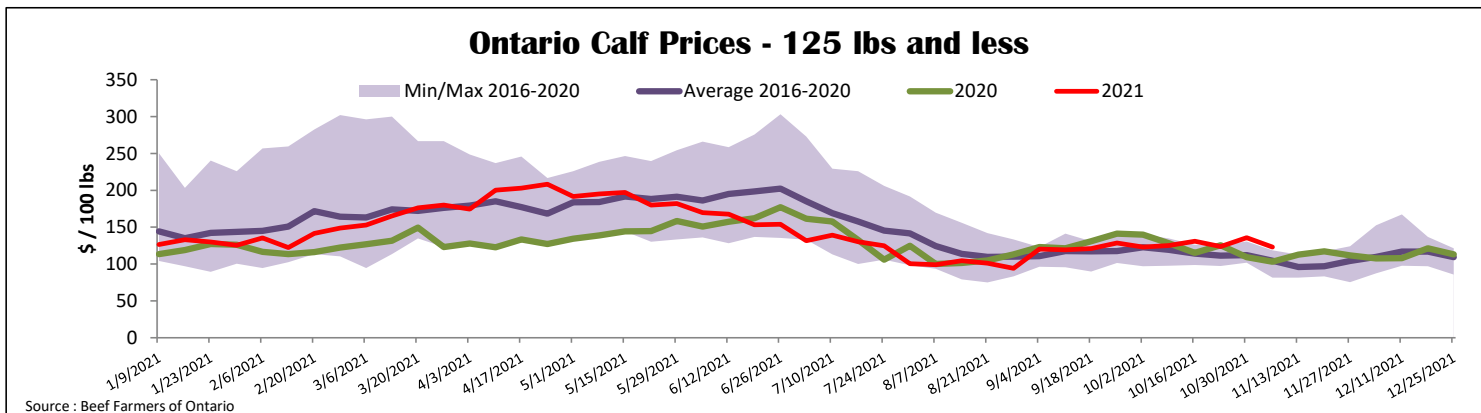
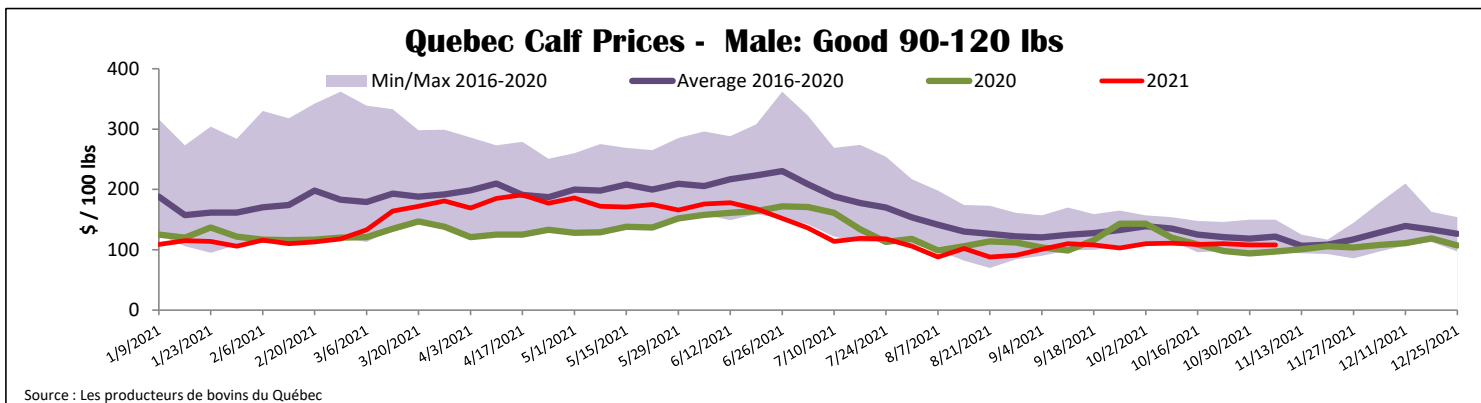
Federally Inspected Slaughter									
	Weekly			Year to date			Carcass Weight lbs (Jan.-Sept)		
	2021	2020	% chg	2021	2020	% chg	2021	2020	% chg
Quebec	3 159	3 040	3.9 %	134 558	133 952	0.5 %	357	347	2.9 %
Rest of Canada	0	0	-	560	1	-	385	398	-3.3 %
Canada	3 159	3 040	3.9 %	135 118	133 953	0.9 %	357	347	2.9 %

Source: Canadian Beef Grading Agency / Source: Canadian Food Inspection Agency (CFIA)

Domestic Exports				Imports			
Total veal (tonnes)	Jan. 1 - Sept. 30, 2021			Total veal (tonnes)	Jan. 1 - Nov. 6, 2021		
	2021	2020	% chg		2021	2020	% chg
United States	2 709	1 735	56.2 %	New Zealand	1 340	1 814	-26.1 %
United Arab Emirates	107	69	55.8 %	United States	539	756	-28.7 %
Switzerland	4	0	-	Australia	26	105	-74.9 %
Others	0	6	-	EU-27			
Total	2 821	1 809	55.9 %	Netherlands	330	256	29.1 %
				Others	368	160	-
				EU-27 total	698	415	68.0 %
				Others	25	17	-
				Total	2 628	3 108	-15.4 %

Source: Statistics Canada / Source: CFIA





United States										
Week ending October 30, 2021										
Federally Inspected Slaughter				Northeast and North Central U.S. Wholesale Price						
	Weekly			Year to date			September 2021 Wholesale Price			
	2021	2020	% chg	2021	2020	% chg	\$/100 lbs	Simple avg	Min	Max
Milk-fed or nature							307 Rack, Ribeye	N/A	N/A	N/A
North East & North Central*	2 943	3 536	-16.8 %	114 119	152 804	-25.3 %	332 Loin, Trimmed 4x4	610.00	525.00	695.00
Other calves	5 294	4 487	18.0 %	198 450	215 462	-7.9 %	1336 Leg slice, Retail	937.50	825.00	1 050.00
	8 237	8 023	2.7 %	312 569	368 266	-15.1 %	1312 Osso Buco, Fore Shank	772.50	695.00	850.00
Production							Shoulder Clod, Chuck	700.00	650.00	750.00
Calves (million lbs)	1.1	1.2	-8.3 %	41.7	51.3	-18.7 %				
Live weight (lbs)	230	256	-10.2 %							
Dressed weight (lbs)	134	150	-10.7 %							

Source : USDA

North East & North Central					Pennsylvania Calf Auction							
(Veal Carcass, Hot Basis – Paid to Producer (Hide off, 255-315 lbs))					Graded Holstein Bull Calves* October 30, 2021							
Special fed : milk fed, nature					\$ / 100 lbs							
\$US / 100 lbs					Weighted Average	Min	Max	Weight	Head	Min	Max	
Non-Packer & Packers Owned					370.03	360.00	380.00	Number 1	- 89 lbs	2	100.00	100.00
								90 - 120 lbs	100	85.00	145.00	
								+ 120 lbs	8	105.00	130.00	
								Beef Cross	79	165.00	350.00	
								Number 2	- 100 lbs	34	55.00	105.00
								+ 100 lbs	76	55.00	117.00	
								Beef Cross	21	105.00	250.00	
								Number 3	- 100 lbs	153	15.00	75.00
								+ 100 lbs	35	30.00	77.00	
								Beef Cross	0	0.00	0.00	

* Does not include all head sold

Source : USDA