

Veal Supply at a Glance - Canada

For week ending November 20, 2021

Quebec Live Auction											
	Number	2021			Number	2020			Volume (YTD)		
		Price (\$ / 100 lbs)				Price (\$ / 100 lbs)			head		
Dairy Calves	(head)	Average	Min	Max	(head)	Average	Min	Max	2021	2020	% chg
Holstein Male											
Good 90 -120 lbs	517	113.00	100.00	125.00	597	106.00	90.00	125.00	23 803	27 573	-13.7 %
Good 121 - 140 lbs	168	117.00	104.00	130.00	172	109.00	90.00	125.00	8 414	8 876	-5.2 %
Average 90 - 140 lbs	371	88.00	60.00	120.00	384	75.00	50.00	105.00	19 549	20 420	-4.3 %
Misc. - All weights	220	40.00	20.00	70.00	200	38.00	16.00	65.00	9 460	10 547	-10.3 %
Holstein Female											
Good 90 -120 lbs	55	50.00	30.00	75.00	37	74.00	30.00	115.00	1 996	3 109	-35.8 %
Other milk breeds (all weights)	22	72.00	30.00	130.00	31	64.00	20.00	107.00	1 095	1 399	-21.7 %
Crossbreeds dairy-butcher (all weights)	583	303.00	150.00	370.00	415	270.00	100.00	400.00	20 299	12 059	68.3 %
A2 Grain fed veal cattle (hide off)	1 338	285.00	n/a	n/a	1 383	246.10	n/a	n/a	66 490	66 640	-0.2 %
688 lbs live / 375-419 lbs hide off											

Source: Les producteurs de bovins du Québec

Ontario Live Auction											
	Number	2021			Number	2020			Volume (YTD)		
		Price (\$ / 100 lbs)				Price (\$ / 100 lbs)			head		
	(head)	Average	Min	Max	(head)	Average	Min	Max	2021	2020	% chg
+ 600 lbs	632	147.65	129.19	162.50	553	129.95	116.03	140.28	30 313	27 849	8.8 %
451 - 600 lbs	47	118.25	92.01	136.99	58	104.87	86.72	120.38	1 528	1 899	-19.5 %
301 - 450 lbs	58	168.80	110.64	220.87	33	149.20	115.06	181.88	1 597	1 650	-3.2 %
126 - 300 lbs	163	101.83	70.35	158.25	113	100.66	60.11	229.27	5 609	5 389	4.1 %
- 125 lbs	964	124.43	64.20	268.66	887	117.30	64.71	289.91	38 978	36 756	6.0 %

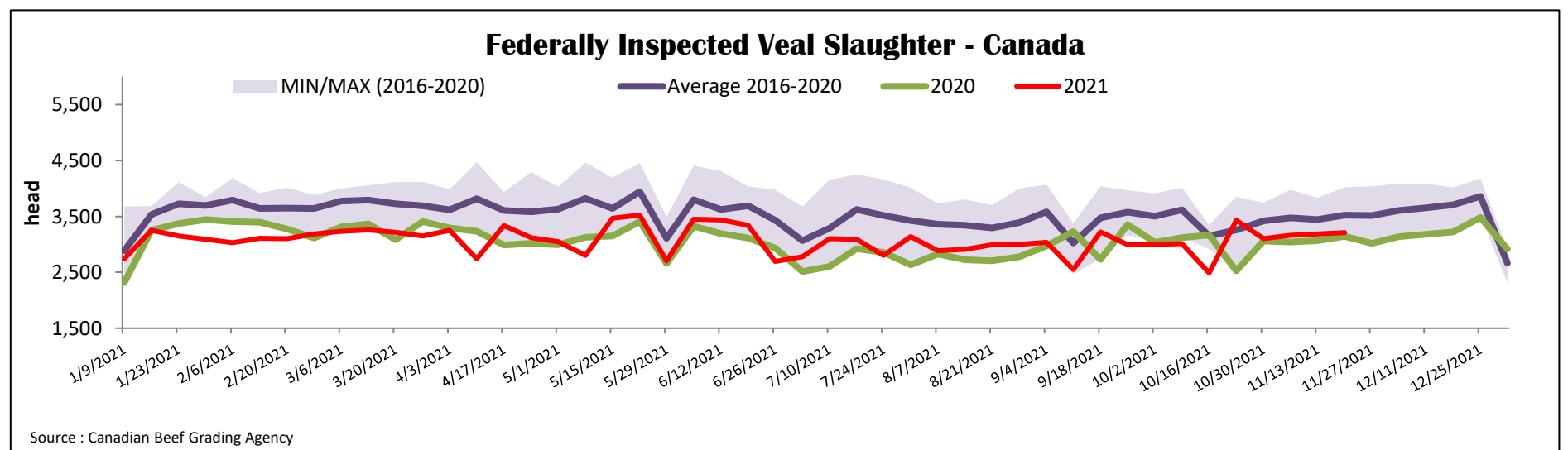
Source: Beef Farmers of Ontario

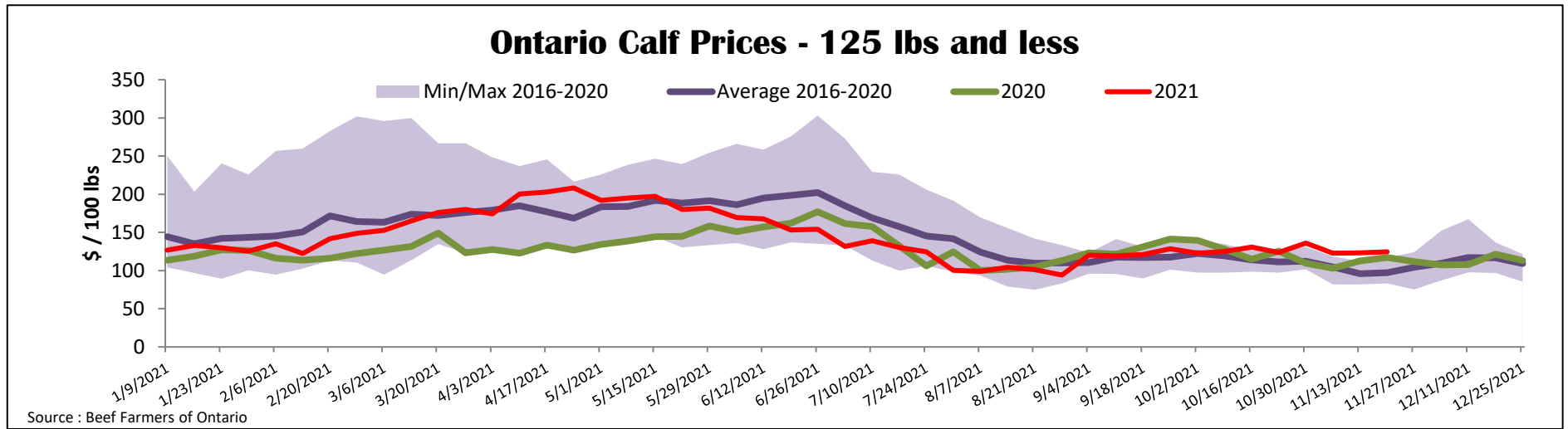
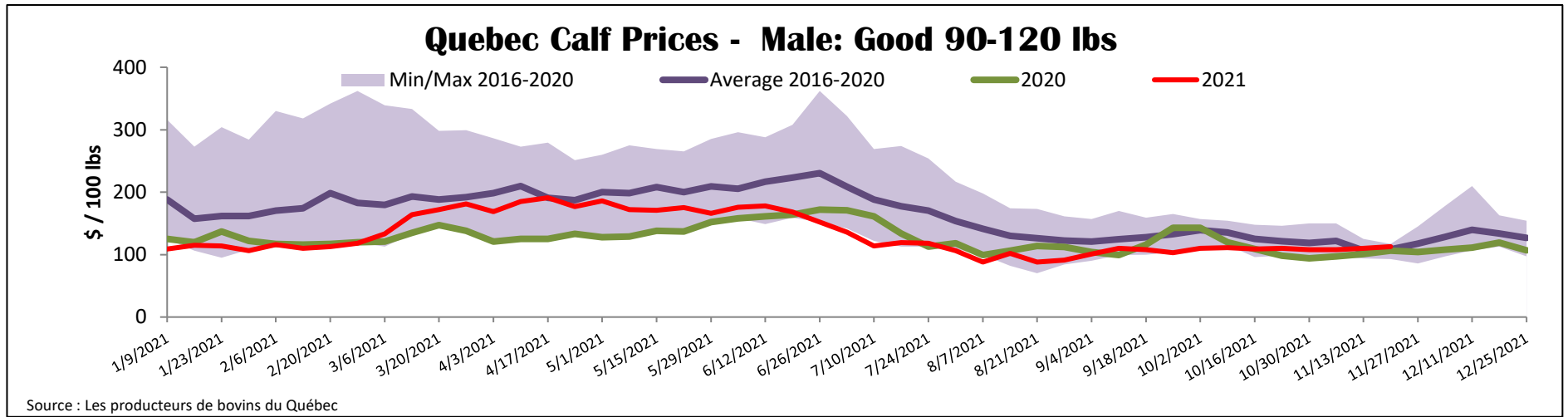
Federally Inspected Slaughter									
	Weekly			Year to date			Carcass Weight lbs (Jan.-Sept)		
	2021	2020	% chg	2021	2020	% chg	2021	2020	% chg
Quebec	3 211	3 141	2.2 %	140 952	140 159	0.6 %	357	347	2.9 %
Rest of Canada	0	0	-	560	1	-	385	398	-3.3 %
Canada	3 211	3 141	2.2 %	141 512	140 160	1.0 %	357	347	2.9 %

Source: Canadian Beef Grading Agency / Source: Canadian Food Inspection Agency (CFIA)

Domestic Exports					Imports				
Total veal (tonnes)	Jan. 1 - Sept. 30, 2021				Total veal (tonnes)	Jan. 1 - Nov. 20, 2021			
	2021	2020	% chg			2021	2020	% chg	
United States	2 709	1 735	56.2 %		New Zealand	1 495	2 001	-25.3 %	
United Arab Emirates	107	69	55.8 %		United States	581	761	-23.6 %	
Switzerland	4	0	-		Australia	32	130	-75.5 %	
Others	0	6	-		EU-27				
Total	2 821	1 809	55.9 %		Netherlands	342	298	14.9 %	
					Others	368	161	-	
					EU-27 total	710	459	54.7 %	
					Others	25	17	43.5 %	
					Total	2 843	3 368	-15.6 %	

Source: Statistics Canada / Source: CFIA





United States										
Week ending November 13, 2021										
Federally Inspected Slaughter						Northeast and North Central U.S. Wholesale Price				
			Year to date			October 2021 Wholesale Price				
	Weekly					Simple avg		Min	Max	
	2021	2020	% chg	2021	2020	% chg				
Milk-fed or nature										
North East & North Central*	2 794	2 874	-2.8 %	119 725	158 866	-24.6 %	\$/100 lbs			
Other calves	4 507	5 697	-20.9 %	208 078	226 205	-8.0 %	307 Rack, Ribeye	N/A	N/A	
	7 301	8 571	-14.8 %	327 803	385 071	-14.9 %	332 Loin, Trimmed 4x4	610.00	525.00	
Production							1336 Leg slice, Retail	937.50	825.00	
Calves (million lbs)	1.0	1.2	-16.7 %	43.8	53.6	-18.3 %	1312 Osso Buco, Foreshank	772.50	695.00	
Live weight (lbs)	237	236	0.4 %				Shoulder Clod, Chuck	700.00	650.00	
Dressed weight (lbs)	138	136	1.5 %							
North East & North Central						Pennsylvania Calf Auction				
(Veal Carcass, Hot Basis – Paid to Producer (Hide off, 255-315 lbs))						Graded Holstein Bull Calves* November 13, 2021				
Special fed : milk fed, nature						\$/ 100 lbs				
			Weighted Average	Min	Max	Number 1	Weight	Head	Min	Max
							- 89 lbs	0	0.00	0.00
							90 - 120 lbs	8	85.00	115.00
							+ 120 lbs	5	100.00	100.00
							Beef Cross	23	140.00	220.00
						Number 2	- 100 lbs	17	50.00	115.00
							+ 100 lbs	37	110.00	115.00
							Beef Cross	17	105.00	170.00
						Number 3	- 100 lbs	82	20.00	80.00
							+ 100 lbs	19	35.00	90.00
							Beef Cross	0	0.00	0.00
Non-Packer & Packers Owned										
						* Does not include all head sold				

Source : USDA