

Veal Supply at a Glance - Canada

For week ending December 4, 2021

Quebec Live Auction											
	Number	2021			Number	2020			Volume (YTD)		
		Price (\$ / 100 lbs)				Price (\$ / 100 lbs)			head		
Dairy Calves	(head)	Average	Min	Max	(head)	Average	Min	Max	2021	2020	% chg
Holstein Male											
Good 90 -120 lbs	569	127.00	110.00	155.00	620	108.00	90.00	125.00	24 899	28 802	-13.6 %
Good 121 - 140 lbs	194	130.00	110.00	150.00	170	113.00	86.00	125.00	8 777	9 189	-4.5 %
Average 90 - 140 lbs	349	102.00	70.00	140.00	365	77.00	50.00	100.00	20 266	21 194	-4.4 %
Misc. - All weights	167	37.00	20.00	60.00	192	40.00	20.00	65.00	9 853	10 927	-9.8 %
Holstein Female											
Good 90 -120 lbs	44	79.00	30.00	140.00	49	61.00	40.00	90.00	2 075	3 202	-35.2 %
Other milk breeds (all weights)	24	62.00	30.00	97.00	29	68.00	10.00	120.00	1 151	1 459	-21.1 %
Crossbreeds dairy-butcher (all weights)	538	279.00	150.00	355.00	415	194.00	100.00	300.00	21 384	12 895	65.8 %
A2 Grain fed veal cattle (hide off)	1 569	288.00	n/a	n/a	1 484	248.10	n/a	n/a	69 398	69 471	-0.1 %
688 lbs live / 375-419 lbs hide off											

Source: Les producteurs de bovins du Québec

Ontario Live Auction											
	Number	2021			Number	2020			Volume (YTD)		
		Price (\$ / 100 lbs)				Price (\$ / 100 lbs)			head		
	(head)	Average	Min	Max	(head)	Average	Min	Max	2021	2020	% chg
+ 600 lbs	598	146.11	120.77	166.37	695	128.50	112.87	143.80	31 518	29 200	7.9 %
451 - 600 lbs	39	102.81	77.47	122.23	71	107.21	92.08	129.12	1 610	2 013	-20.0 %
301 - 450 lbs	52	130.06	105.67	176.74	68	147.82	93.71	190.87	1 679	1 781	-5.7 %
126 - 300 lbs	126	113.88	67.26	200.45	152	108.77	75.54	199.64	5 855	5 651	3.6 %
- 125 lbs	823	141.24	77.79	296.17	838	107.47	62.13	243.87	40 678	38 470	5.7 %

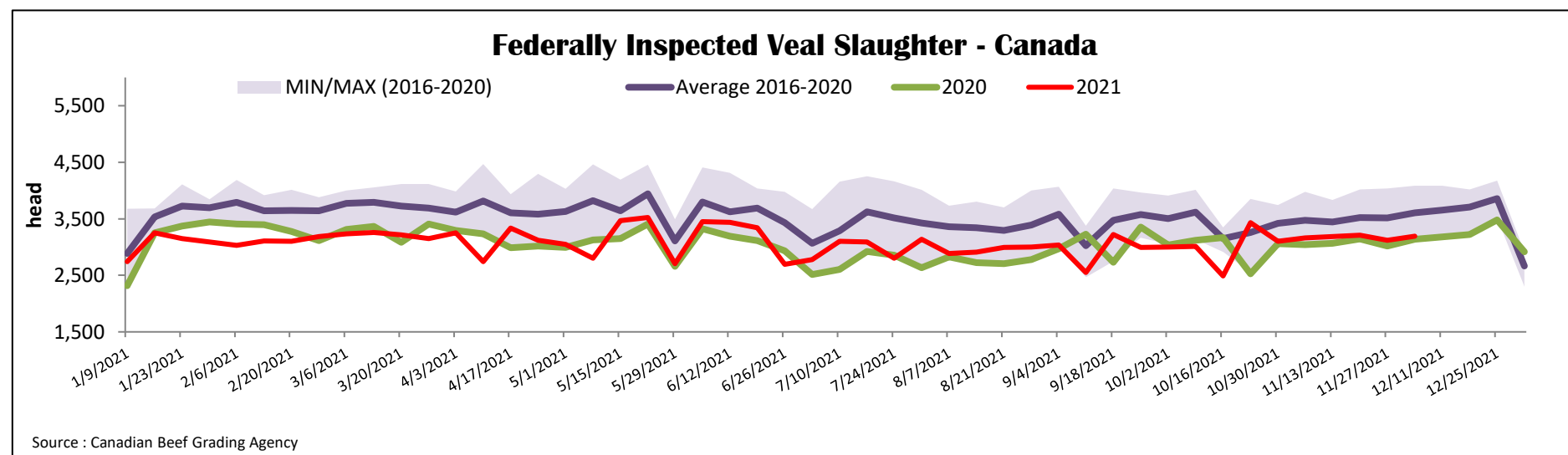
Source: Beef Farmers of Ontario

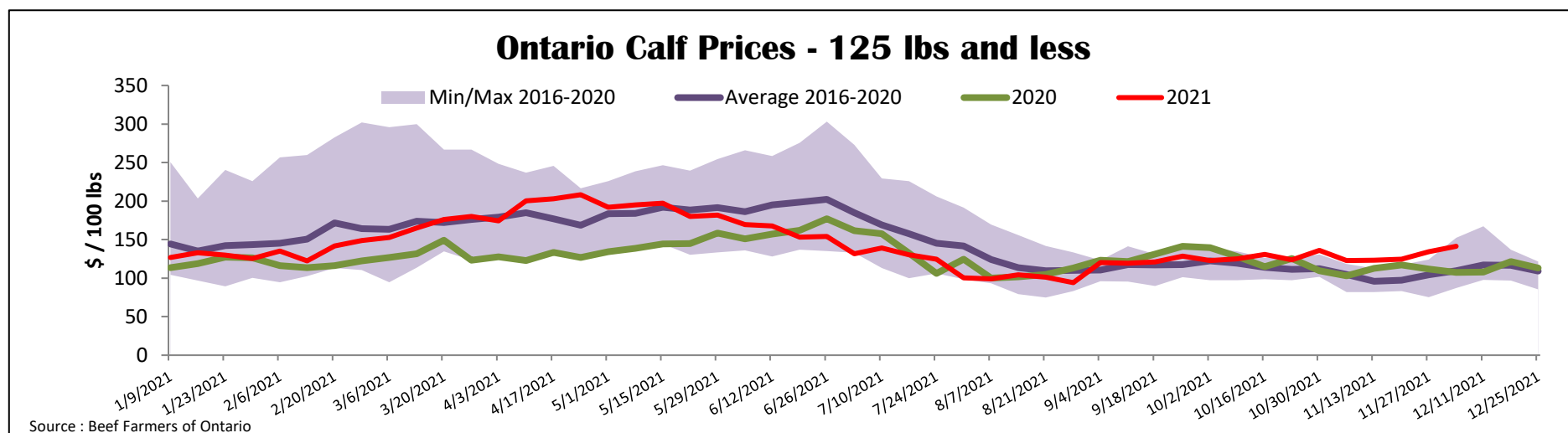
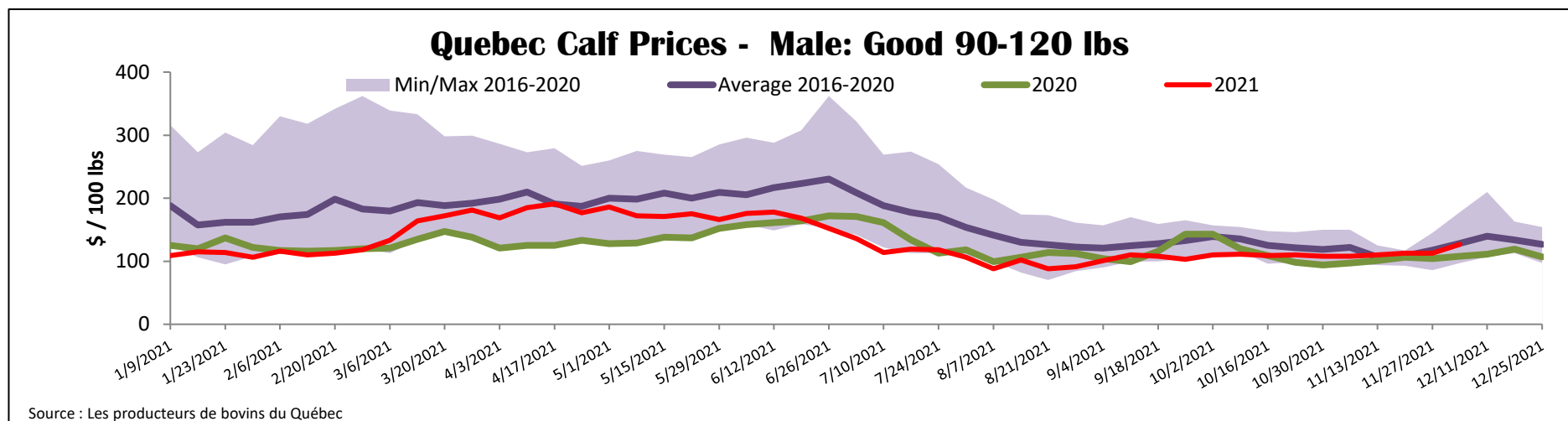
Federally Inspected Slaughter									
	Weekly			Year to date			Carcass Weight lbs (Jan.-Oct)		
	2021	2020	% chg	2021	2020	% chg	2021	2020	% chg
Quebec	3 191	3 138	1.7 %	147 262	146 314	0.6 %	357	347	2.7 %
Rest of Canada	0	0	-	560	1	-	385	398	-3.3 %
Canada	3 191	3 138	1.7 %	147 822	146 315	1.0 %	357	347	2.8 %

Source: Canadian Beef Grading Agency / Source: Canadian Food Inspection Agency (CFIA)

Domestic Exports					Imports				
Total veal (tonnes)	Jan. 1 - Oct. 30, 2021				Total veal (tonnes)	Jan. 1 - Dec. 4, 2021			
	2021	2020	% chg			2021	2020	% chg	
United States	3 012	2 001	50.6 %		New Zealand	1 592	2 128	-25.2 %	
United Arab Emirates	125	77	63.3 %		United States	600	782	-23.3 %	
Switzerland	4	0	-		Australia	32	130	-75.5 %	
Others	0	6	-		EU-27				
Total	3 141	2 083	50.8 %		Netherlands	744	303	-	
					Others	368	178	-	
					EU-27 total	1112	481	-	
					Others	25	17	43.5 %	
					Total	3 360	3 539	-5.1 %	

Source: Statistics Canada / Source: CFIA





United States											
Week ending November 27, 2021											
Federally Inspected Slaughter					Northeast and North Central U.S. Wholesale Price						
		Weekly			Year to date			October 2021 Wholesale Price			
	2021	2020	% chg	2021	2020	% chg	\$/100 lbs	Simple avg	Min	Max	
Milk-fed or nature											
North East & North Central*	2 514	3 215	-21.8 %	124 923	165 108	-24.3 %	307 Rack, Ribeye	N/A	N/A	N/A	
Other calves	3 825	5 645	-32.2 %	217 001	237 424	-8.6 %	332 Loin, Trimmed 4x4	610.00	525.00	695.00	
	6 339	8 860	-28.5 %	341 924	402 532	-15.1 %	1336 Leg slice, Retail	937.50	825.00	1 050.00	
Production							1312 Osso Buco, Foreshank	772.50	695.00	850.00	
Calves (million lbs)	0.9	1.3	-30.8 %	45.7	56.0	-18.4 %	Shoulder Clod, Chuck	700.00	650.00	750.00	
Live weight (lbs)	243	249	-2.4 %								
Dressed weight (lbs)	141	144	-2.1 %								
North East & North Central					Pennsylvania Calf Auction						
(Veal Carcass, Hot Basis – Paid to Producer (Hide off, 255-315 lbs))					Graded Holstein Bull Calves* November 27, 2021						
Special fed : milk fed, nature					\$/ 100 lbs						
		Weighted Average			Min	Max					
\$US / 100 lbs				369.64	356.00	380.00	Number 1	Weight	Head	Min	Max
							- 89 lbs	25	65.00	125.00	
							90 - 120 lbs	127	80.00	135.00	
							+ 120 lbs	8	85.00	115.00	
							Beef Cross	53	185.00	325.00	
							Number 2	- 100 lbs	109	30.00	117.00
							+ 100 lbs	58	75.00	117.00	
							Beef Cross	52	110.00	285.00	
							Number 3	- 100 lbs	79	20.00	125.00
							+ 100 lbs	13	25.00	75.00	
							Beef Cross	32	80.00	235.00	
					* Does not include all head sold						

Source : USDA