

Veal Supply at a Glance - Canada

For week ending December 25, 2021

Quebec Live Auction											
	Number	2021			Number	2020			Volume (YTD)		
		Price (\$ / 100 lbs)				Price (\$ / 100 lbs)			head		
Dairy Calves	(head)	Average	Min	Max	(head)	Average	Min	Max	2021	2020	% chg
Holstein Male											
Good 90 -120 lbs	426	130.00	100.00	150.00	526	107.00	80.00	125.00	26 287	30 474	-13.7 %
Good 121 - 140 lbs	137	133.00	105.00	150.00	163	111.00	90.00	126.00	9 270	9 729	-4.7 %
Average 90 - 140 lbs	422	102.00	50.00	125.00	441	79.00	40.00	110.00	21 496	22 421	-4.1 %
Misc. - All weights	168	38.00	20.00	60.00	231	39.00	20.00	70.00	10 383	11 540	-10.0 %
Holstein Female											
Good 90 -120 lbs	34	90.00	30.00	120.00	61	70.00	30.00	125.00	2 203	3 350	-34.2 %
Other milk breeds (all weights)	23	54.00	10.00	100.00	40	65.00	30.00	110.00	1 230	1 550	-20.6 %
Crossbreeds dairy-butcher (all weights)	500	350.00	225.00	455.00	373	247.00	100.00	380.00	22 973	14 129	62.6 %
A2 Grain fed veal cattle (hide off)	n/a	n/a	n/a	n/a	1 333	250.00	n/a	n/a	72 282	74 007	-2.3 %
688 lbs live / 375-419 lbs hide off											

Source: Les producteurs de bovins du Québec

Ontario Live Auction											
	Number	2021			Number	2020			Volume (YTD)		
		Price (\$ / 100 lbs)				Price (\$ / 100 lbs)			head		
	(head)	Average	Min	Max	(head)	Average	Min	Max	2021	2020	% chg
+ 600 lbs	426	173.88	136.27	187.77	691	132.92	117.02	150.60	33 189	31 149	6.5 %
451 - 600 lbs	21	125.89	114.57	139.81	48	114.43	85.46	140.07	1 714	2 137	-19.8 %
301 - 450 lbs	13	100.89	89.63	112.37	76	150.32	96.93	195.89	1 784	1 973	-9.6 %
126 - 300 lbs	83	153.21	79.70	305.83	105	102.42	63.74	199.02	6 152	5 967	3.1 %
- 125 lbs	695	155.84	81.01	378.22	838	113.04	56.76	281.80	43 054	40 938	5.2 %

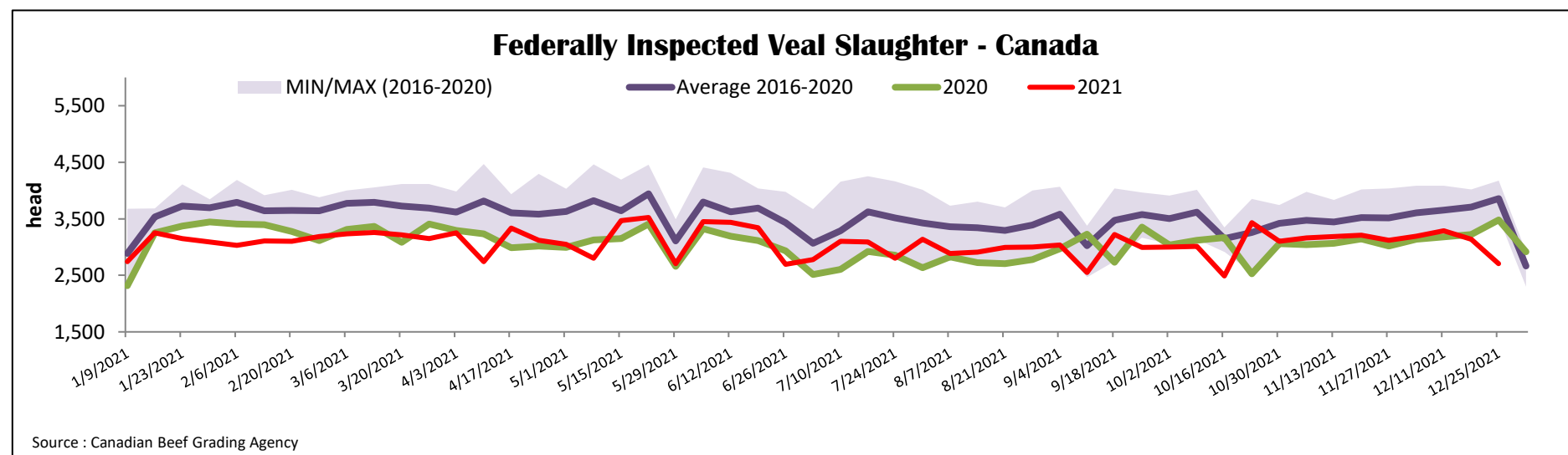
Source: Beef Farmers of Ontario

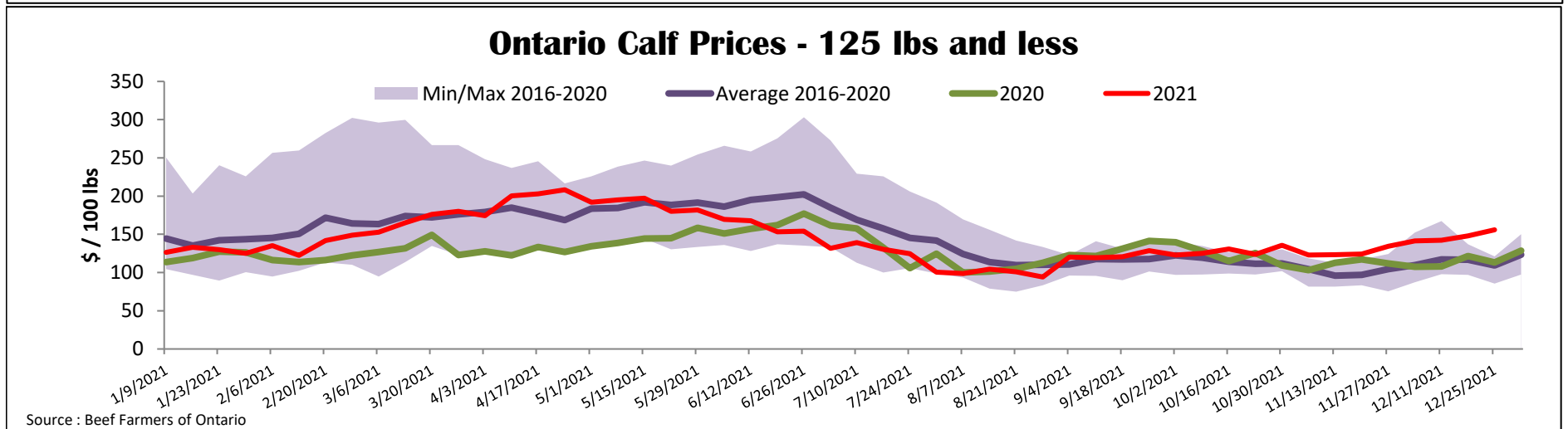
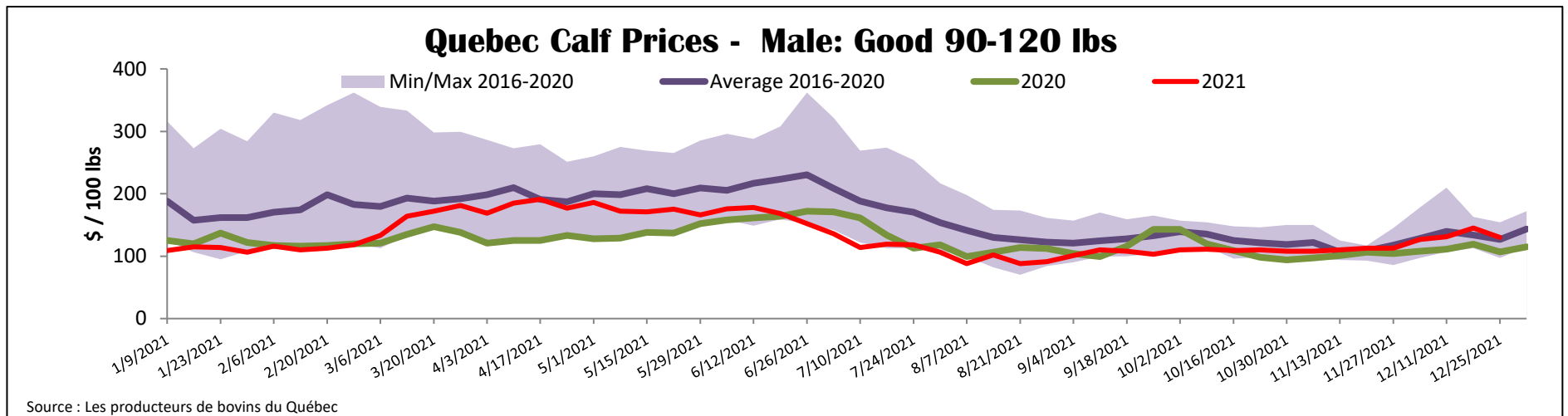
Federally Inspected Slaughter									
	Weekly			Year to date			Carcass Weight lbs (Jan.-Oct)		
	2021	2020	% chg	2021	2020	% chg	2021	2020	% chg
Quebec	2 705	3 480	-22.3 %	156 394	156 194	0.1 %	357	347	2.7 %
Rest of Canada	0	0	-	560	1	-	385	398	-3.3 %
Canada	2 705	3 480	-22.3 %	156 954	156 195	0.5 %	357	347	2.8 %

Source: Canadian Beef Grading Agency / Source: Canadian Food Inspection Agency (CFIA)

Domestic Exports					Imports						
Total veal (tonnes)	Jan. 1 - Oct. 30, 2021				Total veal (tonnes)	Jan. 1 - Dec. 25, 2021					
	2021	2020	% chg		2021	2020	% chg		2021		
United States	3 012	2 001	50.6 %	New Zealand	1 705	2 183	-21.9 %	United States	651	829	-21.5 %
United Arab Emirates	125	77	63.3 %	United States	651	829	-21.5 %	Australia	32	130	-75.5 %
Switzerland	4	0	-	EU-27				Netherlands	384	319	20.5 %
Others	0	6	-	Others	392	202	-	EU-27 total	776	521	48.9 %
Total	3 141	2 083	50.8 %	Others	25	17	43.5 %	Total	3 580	3 681	-2.8 %

Source: Statistics Canada / Source: CFIA





United States										
Week ending December 18, 2021										
Federally Inspected Slaughter					Northeast and North Central U.S. Wholesale Price					
			Weekly	Year to date			**November 2021 Wholesale Price			
	2021	2020	% chg	2021	2020	% chg	\$/100 lbs	Simple avg	Min	Max
Milk-fed or nature										
North East & North Central*	3 150	3 050	3.3 %	134 222	172 903	-22.4 %	307 Rack, Ribeye	N/A	N/A	N/A
Other calves	5 571	3 557	56.6 %	233 512	254 740	-8.3 %	332 Loin, Trimmed 4x4	610.00	525.00	695.00
	8 721	6 607	32.0 %	367 734	427 643	-14.0 %	1336 Leg slice, Retail	937.50	825.00	1 050.00
Production							1312 Osso Buco, Fore Shank	772.50	695.00	850.00
Calves (million lbs)	1.2	1.2	0.0 %	49.3	59.4	-17.0 %	Shoulder Clod, Chuck	700.00	650.00	750.00
Live weight (lbs)	238	249	-4.4 %							
Dressed weight (lbs)	138	145	-4.8 %							
Source : USDA							**Please note the whole sale price has been discontinued as of Dec. 7 2021 Source : USDA			
North East & North Central					Pennsylvania Calf Auction					
(Veal Carcass, Hot Basis – Paid to Producer (Hide off, 255-315 lbs))					Graded Holstein Bull Calves* December 18, 2021					
Special fed : milk fed, nature										
\$US / 100 lbs	Weighted Average			Min	Max			\$/ 100 lbs		
						Number 1	Weight	Head	Min	Max
							- 89 lbs	26	50.00	135.00
							90 - 120 lbs	221	90.00	305.00
							+ 120 lbs	15	100.00	160.00
							Beef Cross	96	150.00	360.00
						Number 2	- 100 lbs	100	40.00	135.00
							+ 100 lbs	107	60.00	155.00
							Beef Cross	62	110.00	300.00
						Number 3	- 100 lbs	154	10.00	122.00
							+ 100 lbs	33	20.00	110.00
							Beef Cross	0	0.00	0.00
Source : USDA							* Does not include all head sold Source : USDA			