

Veal Supply at a Glance - Canada

For week ending January 1, 2022

Quebec Live Auction											
	Number	2021			Number	2020			Volume (YTD)		
		Price (\$ / 100 lbs)				Price (\$ / 100 lbs)			head		
	(head)	Average	Min	Max	(head)	Average	Min	Max	2021	2020	% chg
Dairy Calves											
Holstein Male											
Good 90 -120 lbs	268	132.00	120.00	150.00	499	115.00	100.00	135.00	26 555	30 973	-14.3 %
Good 121 - 140 lbs	69	134.00	120.00	145.00	145	119.00	106.00	135.00	9 339	9 874	-5.4 %
Average 90 - 140 lbs	210	108.00	80.00	135.00	357	81.00	50.00	110.00	21 706	22 778	-4.7 %
Misc. - All weights	54	93.00	60.00	130.00	139	42.00	30.00	70.00	10 437	11 679	-10.6 %
Holstein Female											
Good 90 -120 lbs	20	92.00	70.00	110.00	21	69.00	50.00	100.00	2 223	3 371	-34.1 %
Other milk breeds (all weights)	0	0.00	0.00	0.00	36	72.00	40.00	120.00	1 230	1 586	-22.4 %
Crossbreeds dairy-butcher (all weights)	289	383.00	260.00	475.00	301	265.00	120.00	390.00	23 262	14 430	61.2 %
A2 Grain fed veal cattle (hide off)	n/a	n/a	n/a	n/a	n/a	n/a	n/a	n/a	72 282	74 007	-2.3 %
688 lbs live / 375-419 lbs hide off											

Source: Les producteurs de bovins du Québec

Ontario Live Auction											
	Number	2021			Number	2020			Volume (YTD)		
		Price (\$ / 100 lbs)				Price (\$ / 100 lbs)			head		
	(head)	Average	Min	Max	(head)	Average	Min	Max	2021	2020	% chg
+ 600 lbs	485	168.84	145.61	191.50	411	129.73	114.58	148.91	33 674	31 560	6.7 %
451 - 600 lbs	9	139.33	102.56	169.78	24	122.25	102.83	141.08	1 723	2 161	-20.3 %
301 - 450 lbs	9	115.59	104.78	126.67	7	154.27	134.29	170.71	1 793	1 980	-9.4 %
126 - 300 lbs	29	115.59	104.78	126.67	41	122.90	71.80	241.71	6 181	6 008	2.9 %
- 125 lbs	464	150.51	76.47	350.63	618	128.64	66.04	329.05	43 518	41 556	4.7 %

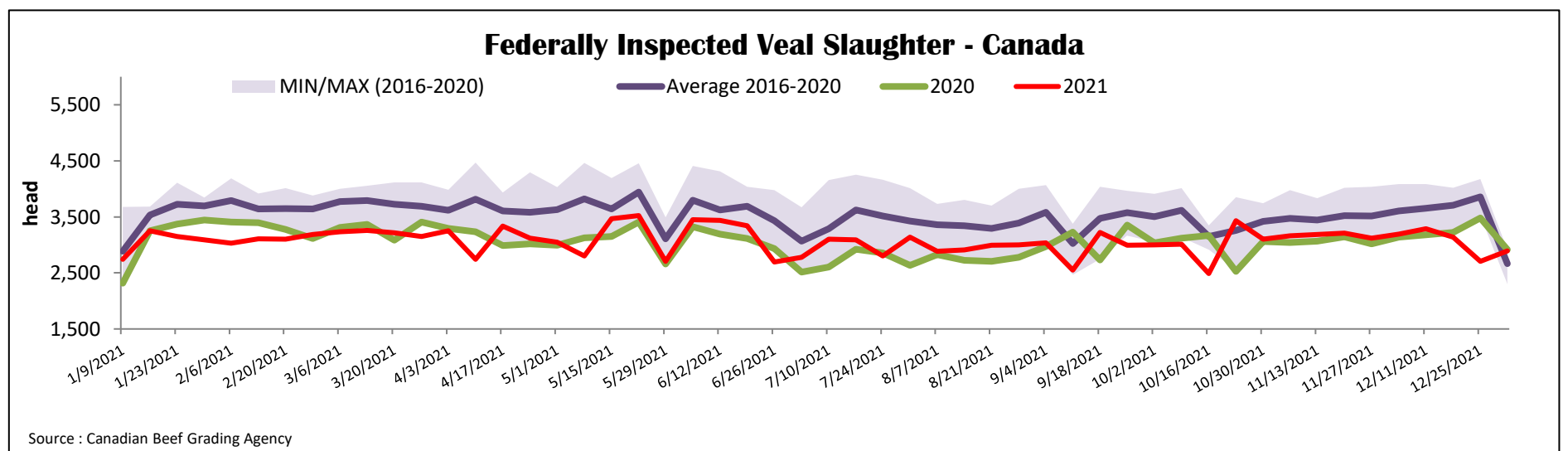
Source: Beef Farmers of Ontario

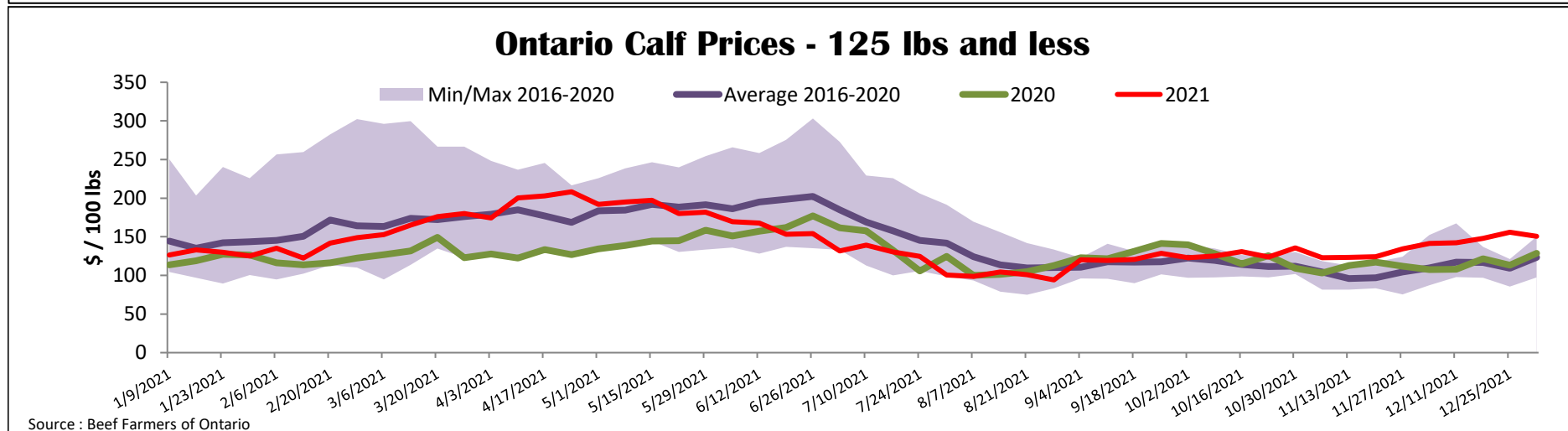
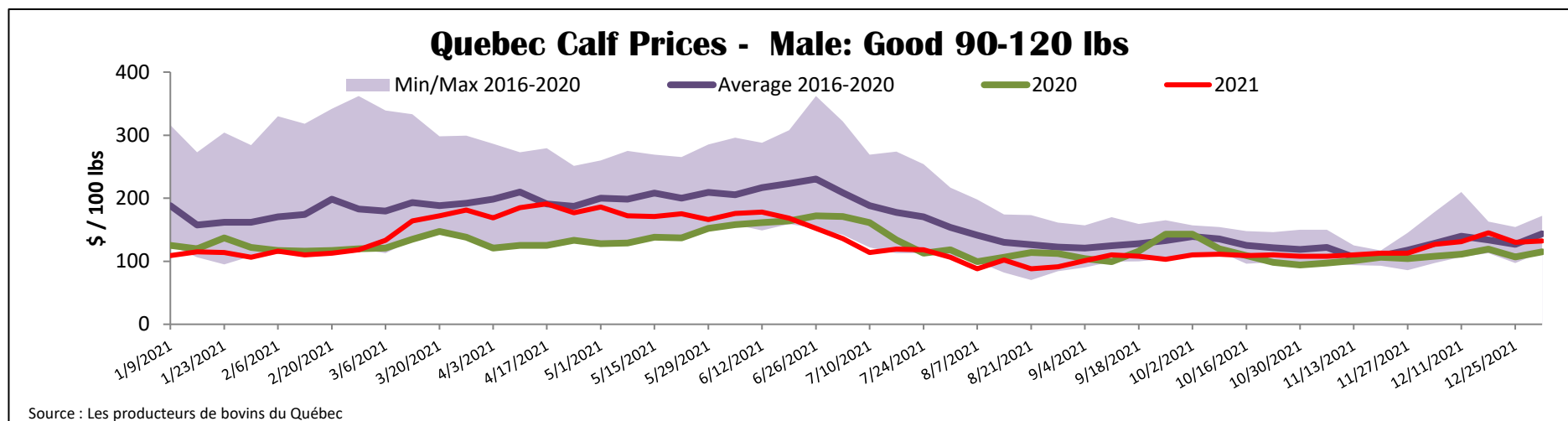
Federally Inspected Slaughter									
	Weekly			Year to date			Carcass Weight lbs (Jan.-Oct)		
	2021	2020	% chg	2021	2020	% chg	2021	2020	% chg
Quebec	2 892	2 918	-0.9 %	159 286	161 368	-1.3 %	357	347	2.7 %
Rest of Canada	0	0	-	560	1	-	385	398	-3.3 %
Canada	2 892	2 918	-0.9 %	159 846	161 369	-0.9 %	357	347	2.8 %

Source: Canadian Beef Grading Agency Source: Canadian Food Inspection Agency (CFIA)

Domestic Exports					Imports							
Total veal (tonnes)	Jan. 1 - Nov. 30, 2021	2021			2020			Total veal (tonnes)	Jan 1 2021 - Jan 1 2022	2021		
		2021	2020	% chg	2021	2020	% chg			2021	2020	% chg
United States		3 345	2 231	49.9 %	New Zealand		1 724	2 183	-21.1 %			
United Arab Emirates		139	89	56.2 %	United States		668	830	-19.6 %			
Japan		12	0	-	Australia		32	130	-75.5 %			
Others		4	6	-	EU-27							
Total		3 500	2 326	50.5 %	Netherlands		384	335	14.7 %			
					Others		392	226	73.6 %			
					EU-27 total		776	561	38.4 %			
					Others		25	17	43.5 %			
					Total		3 224	3 722	-13.4 %			

Source: Statistics Canada Source: CFIA





United States											
Week ending December 25, 2021											
Federally Inspected Slaughter					Northeast and North Central U.S. Wholesale Price						
			Weekly	Year to date			**November 2021 Wholesale Price				
	2021	2020	% chg	2021	2020	% chg	\$/100 lbs	Simple avg	Min	Max	
Milk-fed or nature											
North East & North Central*	2 733	3 143	-13.0 %	136 955	176 046	-22.2 %	307 Rack, Ribeye	N/A	N/A	N/A	
Other calves	5 226	5 018	4.1 %	238 738	259 758	-8.1 %	332 Loin, Trimmed 4x4	610.00	525.00	695.00	
	7 959	8 161	-2.5 %	375 693	435 804	-13.8 %	1336 Leg slice, Retail	937.50	825.00	1 050.00	
Production							1312 Osso Buco, Foreshank	772.50	695.00	850.00	
Calves (million lbs)	1.1	1.2	-8.3 %	50.4	60.6	-16.8 %	Shoulder Clod, Chuck	700.00	650.00	750.00	
Live weight (lbs)	235	250	-6.0 %								
Dressed weight (lbs)	136	145	-6.2 %								
Source : USDA							**Please note the whole sale price has been discontinued as of Dec. 7 2021 Source : USDA				
North East & North Central					Pennsylvania Calf Auction						
(Veal Carcass, Hot Basis – Paid to Producer (Hide off, 255-315 lbs))					Graded Holstein Bull Calves* December 25, 2021						
Special fed : milk fed, nature					\$/ 100 lbs						
			Weighted Average	Min	Max			Weight	Head	Min	Max
\$US / 100 lbs						Number 1	- 89 lbs	17	50.00	380.00	
Non-Packer & Packers Owned			369.51	356.00	380.00		90 - 120 lbs	106	85.00	152.00	
							+ 120 lbs	11	108.00	145.00	
							Beef Cross	77	140.00	415.00	
						Number 2	- 100 lbs	50	40.00	135.00	
							+ 100 lbs	67	70.00	130.00	
							Beef Cross	16	110.00	260.00	
						Number 3	- 100 lbs	116	15.00	115.00	
							+ 100 lbs	24	25.00	100.00	
							Beef Cross	0	0.00	0.00	
Source : USDA							* Does not include all head sold Source : USDA				