

## Veal Supply at a Glance - Canada

For week ending January 8, 2022

Quebec Live Auction											
Dairy Calves	Number (head)	2022 Price (\$ / 100 lbs)			Number (head)	2021 Price (\$ / 100 lbs)			Volume (YTD) head		
		Average	Min	Max		Average	Min	Max	2022	2021	% chg
Holstein Male											
Good 90 -120 lbs	552	136.00	115.00	170.00	723	109.00	90.00	125.00	552	723	-23.7 %
Good 121 - 140 lbs	262	137.00	115.00	170.00	272	114.00	96.00	135.00	262	272	-3.7 %
Average 90 - 140 lbs	485	114.00	75.00	160.00	521	90.00	60.00	115.00	485	521	-6.9 %
Misc. - All weights	239	44.00	20.00	80.00	272	44.00	20.00	75.00	239	272	-12.1 %
Holstein Female											
Good 90 -120 lbs	43	87.00	40.00	120.00	65	81.00	35.00	115.00	43	65	-33.8 %
Other milk breeds (all weights)	59	234.00	30.00	445.00	41	64.00	30.00	100.00	59	41	43.9 %
Crossbreeds dairy-butcher (all weights)	587	408.00	290.00	515.00	465	291.00	110.00	455.00	587	465	26.2 %
A2 Grain fed veal cattle (hide off)	1 215	298.10	n/a	n/a	1 814	240.00	n/a	n/a	1 215	1 814	-33.0 %
688 lbs live / 375-419 lbs hide off											

Source: Les producteurs de bovins du Québec

Ontario Live Auction											
	Number (head)	2022 Price (\$ / 100 lbs)			Number (head)	2021 Price (\$ / 100 lbs)			Volume (YTD) head		
		Average	Min	Max		Average	Min	Max	2022	2021	% chg
+ 600 lbs	513	158.18	132.82	179.05	692	129.89	112.46	147.80	513	692	-25.9 %
451 - 600 lbs	32	137.69	119.12	157.44	27	99.39	74.76	122.28	32	27	18.5 %
301 - 450 lbs	35	129.39	108.56	157.47	32	120.91	91.64	139.08	35	32	9.4 %
126 - 300 lbs	207	148.26	97.22	255.70	145	112.76	75.38	228.36	207	145	42.8 %
- 125 lbs	922	154.06	83.31	361.04	983	126.59	64.31	348.78	922	983	-6.2 %

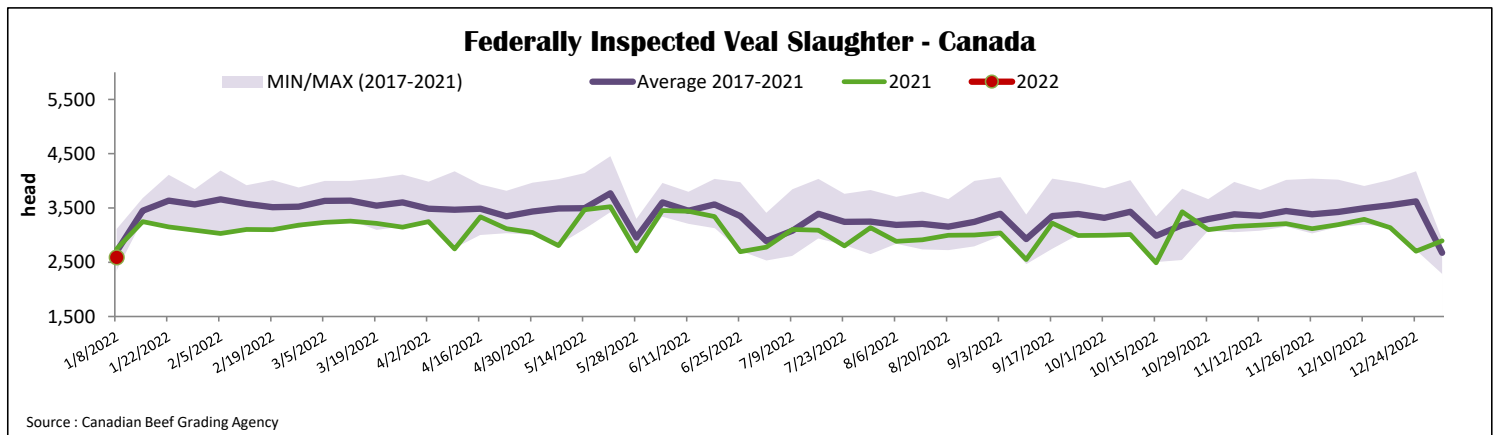
Source: Beef Farmers of Ontario

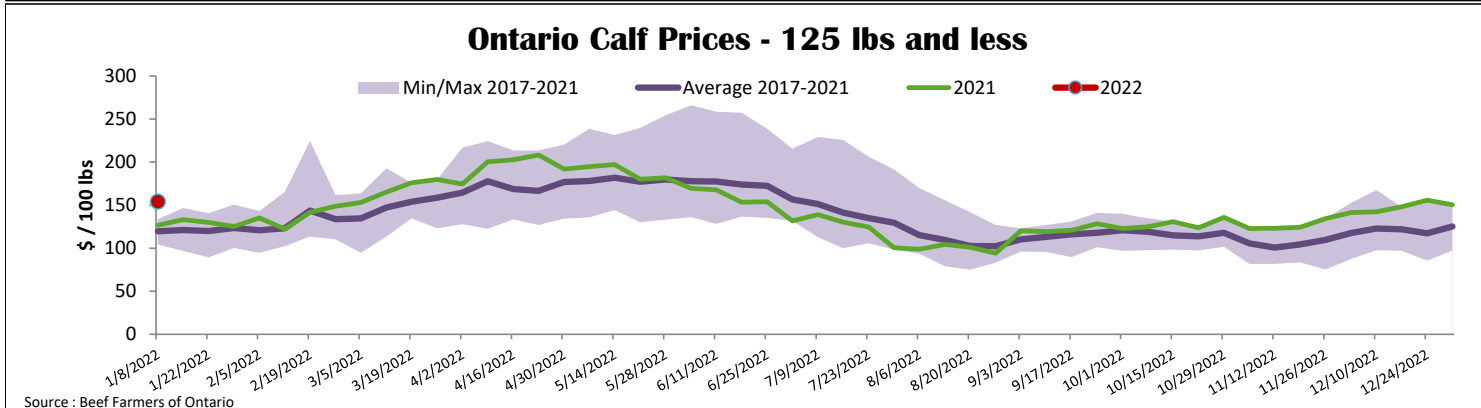
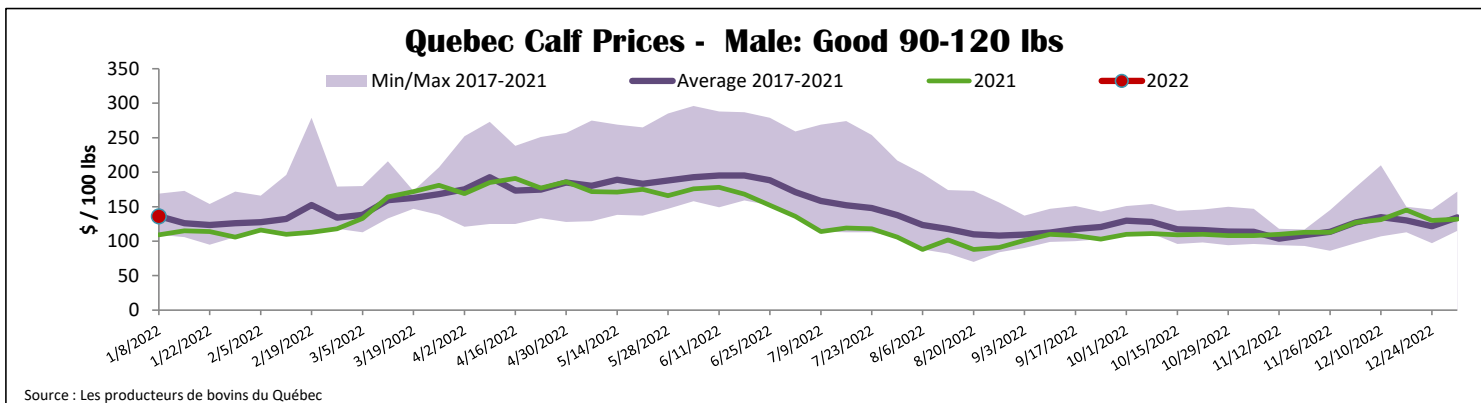
Federally Inspected Slaughter									
	Weekly			Year to date			Carcass Weight lbs (Jan.-Nov)		
	2022	2021	% chg	2022	2021	% chg	2021	2020	% chg
Quebec	2 587	2 744	-5.7 %	2 587	2 744	-5.7 %	356	387	-8.0 %
Rest of Canada	0	0	-	0	0	-	385	398	-3.3 %
<b>Canada</b>	<b>2 587</b>	<b>2 744</b>	<b>-5.7 %</b>	<b>2 587</b>	<b>2 744</b>	<b>-5.7 %</b>	<b>356</b>	<b>387</b>	<b>-8.0 %</b>

Source: Canadian Beef Grading Agency / Source: Canadian Food Inspection Agency (CFIA)

Domestic Exports					Imports					
Total veal (tonnes)	Jan. 1 - Nov. 30, 2021				Total veal (tonnes)	Jan. 1 - Jan. 8, 2022				
	2021	2020	% chg		2022	2021	% chg			
United States	3 345	2 231	49.9 %	New Zealand	18	36	-48.2 %	United States	18	1
United Arab Emirates	139	89	56.2 %	Australia	0	0		EU-27		
Japan	12	0	-	Netherlands	0	3		Others	0	24
Others	4	6	-	EU-27 total	0	27		Others	0	0
<b>Total</b>	<b>3 500</b>	<b>2 326</b>	<b>50.5 %</b>	<b>EU-27 total</b>	<b>0</b>	<b>27</b>		<b>Total</b>	<b>37</b>	<b>64</b>
										<b>-43.1 %</b>

Source: Statistics Canada / Source: CFIA





<b>United States</b>																																																																			
Week ending January 1, 2022																																																																			
<b>Federally Inspected Slaughter</b>					<b>Northeast and North Central U.S. Wholesale Price</b>																																																														
	Weekly			Year to date			**November 2021 Wholesale Price																																																												
Milk-fed or nature	<b>2021</b>	<b>2020</b>	% chg	<b>2021</b>	<b>2020</b>	% chg	\$/100 lbs	Simple avg	Min	Max																																																									
North East & North Central*	2 231	2 227	0.2 %	139 186	178 273	-21.9 %	307 Rack, Ribeye	N/A	N/A	N/A																																																									
Other calves	5 147	5 340	-3.6 %	243 885	265 098	-8.0 %	332 Loin, Trimmed 4x4	610.00	525.00	695.00																																																									
	<b>7 378</b>	<b>7 567</b>	<b>-2.5 %</b>	<b>383 071</b>	<b>443 371</b>	<b>-13.6 %</b>	1336 Leg slice, Retail	937.50	825.00	1 050.00																																																									
Production							1312 Osso Buco, Fore Shank	772.50	695.00	850.00																																																									
Calves (million lbs)	1.0	1.0	0.0 %	51.4	61.6	-16.6 %	Shoulder Clod, Chuck	700.00	650.00	750.00																																																									
Live weight (lbs)	227	233	-2.6 %																																																																
Dressed weight (lbs)	131	135	-3.0 %																																																																
Source : USDA					**Please note the whole sale price has been discontinued as of Dec. 7 2021 Source : USDA																																																														
<b>North East &amp; North Central</b>					<b>Pennsylvania Calf Auction</b>																																																														
(Veal Carcass, Hot Basis – Paid to Producer (Hide off, 255-315 lbs))					Graded Holstein Bull Calves* January 1, 2022																																																														
Special fed : milk fed, nature																																																																			
\$/US / 100 lbs				Weighted Average	Min	Max																																																													
Non-Packer & Packers Owned				367.89	356.00	380.00																																																													
					<table border="1" style="width: 100%; border-collapse: collapse;"> <thead> <tr> <th></th> <th>Weight</th> <th>Head</th> <th colspan="2">\$/ 100 lbs</th> </tr> <tr> <th></th> <th></th> <th></th> <th>Min</th> <th>Max</th> </tr> </thead> <tbody> <tr> <td rowspan="3">Number 1</td> <td>- 89 lbs</td> <td>34</td> <td>65.00</td> <td>140.00</td> </tr> <tr> <td>90 - 120 lbs</td> <td>188</td> <td>85.00</td> <td>320.00</td> </tr> <tr> <td>+ 120 lbs</td> <td>11</td> <td>105.00</td> <td>170.00</td> </tr> <tr> <td rowspan="2">Beef Cross</td> <td></td> <td>121</td> <td>140.00</td> <td>410.00</td> </tr> <tr> <td></td> <td></td> <td></td> <td></td> </tr> <tr> <td rowspan="3">Number 2</td> <td>- 100 lbs</td> <td>80</td> <td>30.00</td> <td>140.00</td> </tr> <tr> <td>+ 100 lbs</td> <td>75</td> <td>60.00</td> <td>140.00</td> </tr> <tr> <td>Beef Cross</td> <td>34</td> <td>110.00</td> <td>285.00</td> </tr> <tr> <td rowspan="3">Number 3</td> <td>- 100 lbs</td> <td>141</td> <td>5.00</td> <td>125.00</td> </tr> <tr> <td>+ 100 lbs</td> <td>61</td> <td>15.00</td> <td>115.00</td> </tr> <tr> <td>Beef Cross</td> <td>0</td> <td>0.00</td> <td>0.00</td> </tr> </tbody> </table>						Weight	Head	\$/ 100 lbs					Min	Max	Number 1	- 89 lbs	34	65.00	140.00	90 - 120 lbs	188	85.00	320.00	+ 120 lbs	11	105.00	170.00	Beef Cross		121	140.00	410.00					Number 2	- 100 lbs	80	30.00	140.00	+ 100 lbs	75	60.00	140.00	Beef Cross	34	110.00	285.00	Number 3	- 100 lbs	141	5.00	125.00	+ 100 lbs	61	15.00	115.00	Beef Cross	0	0.00	0.00
	Weight	Head	\$/ 100 lbs																																																																
			Min	Max																																																															
Number 1	- 89 lbs	34	65.00	140.00																																																															
	90 - 120 lbs	188	85.00	320.00																																																															
	+ 120 lbs	11	105.00	170.00																																																															
Beef Cross		121	140.00	410.00																																																															
Number 2	- 100 lbs	80	30.00	140.00																																																															
	+ 100 lbs	75	60.00	140.00																																																															
	Beef Cross	34	110.00	285.00																																																															
Number 3	- 100 lbs	141	5.00	125.00																																																															
	+ 100 lbs	61	15.00	115.00																																																															
	Beef Cross	0	0.00	0.00																																																															
					* Does not include all head sold																																																														
Source : USDA					Source : USDA																																																														