

Veal Supply at a Glance - Canada

For week ending January 15, 2022

Quebec Live Auction											
	Number	2022			Number	2021			Volume (YTD)		
		Price (\$ / 100 lbs)				Price (\$ / 100 lbs)			head		
Dairy Calves	(head)	Average	Min	Max	(head)	Average	Min	Max	2022	2021	% chg
Holstein Male											
Good 90 -120 lbs	439	133.00	110.00	155.00	523	115.00	100.00	135.00	991	1 246	-20.5 %
Good 121 - 140 lbs	215	138.00	120.00	155.00	201	119.00	100.00	135.00	477	473	0.8 %
Average 90 - 140 lbs	438	108.00	80.00	145.00	435	88.00	50.00	115.00	923	956	-3.5 %
Misc. - All weights	213	47.00	20.00	90.00	221	47.00	30.00	80.00	452	493	-8.3 %
Holstein Female											
Good 90 -120 lbs	38	80.00	50.00	170.00	51	64.00	30.00	115.00	81	116	-30.2 %
Other milk breeds (all weights)	14	74.00	40.00	110.00	23	69.00	30.00	110.00	73	64	14.1 %
Crossbreeds dairy-butcher (all weights)	552	347.00	215.00	475.00	384	273.00	120.00	400.00	1 139	849	34.2 %
A2 Grain fed veal cattle (hide off)	1 469	298.10	n/a	n/a	1 818	240.00	n/a	n/a	2 684	3 632	-26.1 %
688 lbs live / 375-419 lbs hide off											

Source: Les producteurs de bovins du Québec

Ontario Live Auction											
	Number	2022			Number	2021			Volume (YTD)		
		Price (\$ / 100 lbs)				Price (\$ / 100 lbs)			head		
	(head)	Average	Min	Max	(head)	Average	Min	Max	2022	2021	% chg
+ 600 lbs	548	147.17	123.48	166.30	657	127.32	113.16	141.59	1 061	1 349	-21.3 %
451 - 600 lbs	35	127.38	88.66	152.74	40	105.01	83.38	125.28	67	67	0.0 %
301 - 450 lbs	31	147.32	95.00	183.99	52	115.09	80.96	161.59	66	84	-21.4 %
126 - 300 lbs	161	129.82	81.05	253.85	162	117.43	76.08	251.76	368	307	19.9 %
- 125 lbs	844	146.42	79.44	338.97	847	133.04	69.70	353.09	1 766	1 830	-3.5 %

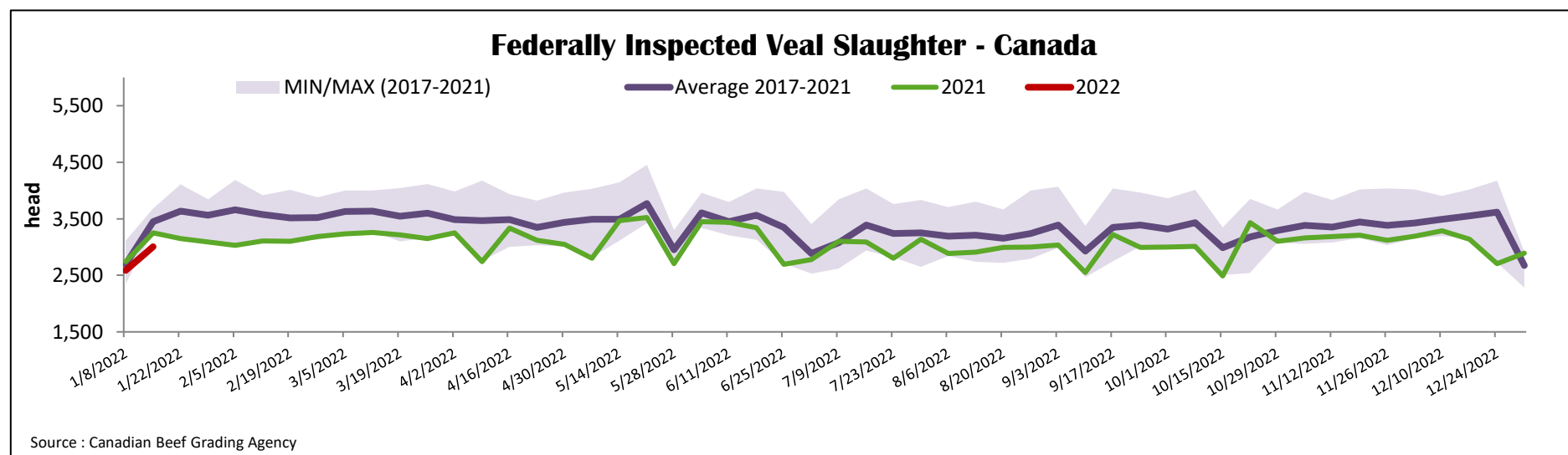
Source: Beef Farmers of Ontario

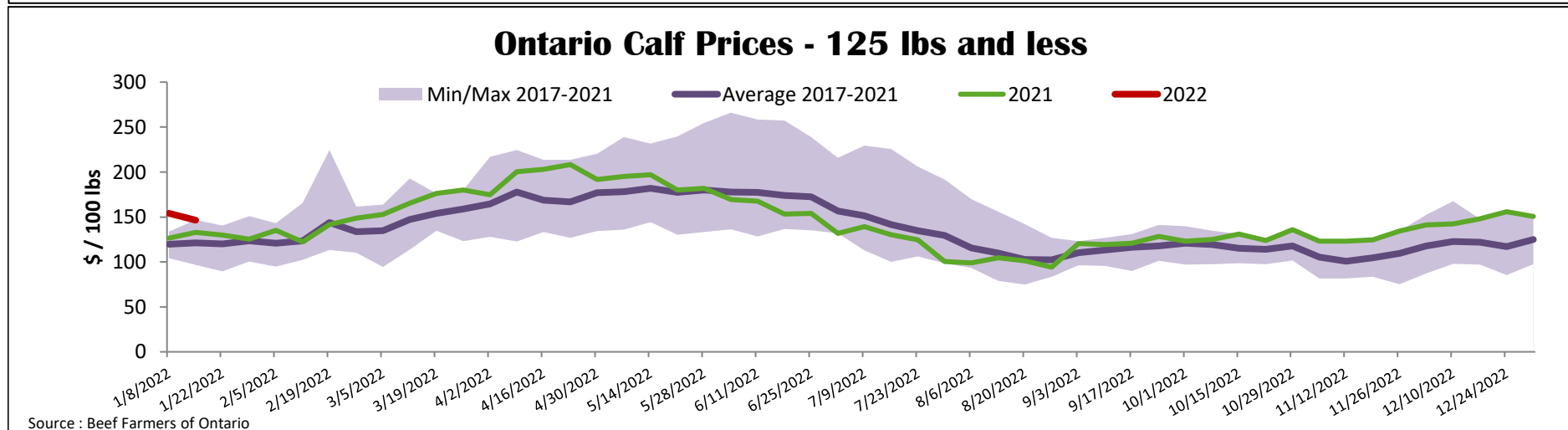
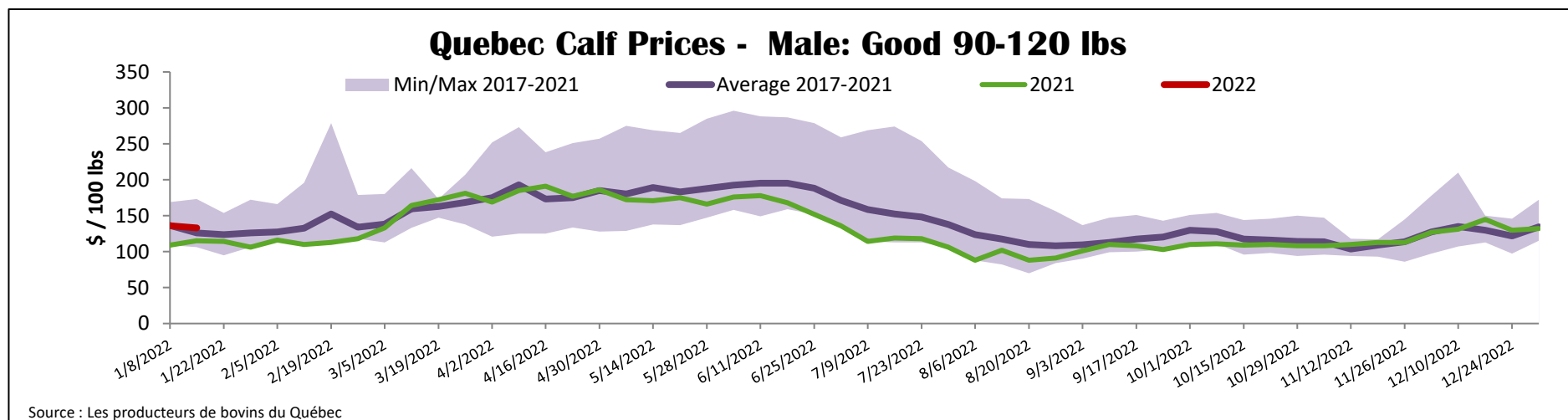
Federally Inspected Slaughter									
	Weekly			Year to date			Carcass Weight lbs (Jan.-Nov)		
	2022	2021	% chg	2022	2021	% chg	2021	2020	% chg
Quebec	3 006	3 250	-7.5 %	5 593	5 994	-6.7 %	356	387	-8.0 %
Rest of Canada	0	0	-	0	0	-	385	398	-3.3 %
Canada	3 006	3 250	-7.5 %	5 593	5 994	-6.7 %	356	387	-8.0 %

Source: Canadian Beef Grading Agency / Source: Canadian Food Inspection Agency (CFIA)

Domestic Exports					Imports				
Total veal (tonnes)	Jan. 1 - Nov. 30, 2021	2021	2020	% chg	Total veal (tonnes)	Jan. 1 - Jan. 15, 2022	2022	2021	% chg
United States		3 345	2 231	49.9 %	New Zealand		37	166	-77.8 %
United Arab Emirates		139	89	56.2 %	United States		24	18	31.5 %
Japan		12	0	-	Australia		0	0	
Others		4	6	-	EU-27				
Total		3 500	2 326	50.5 %	Netherlands		2	27	-91.5 %
					Others		0	29	
					EU-27 total		2	57	-95.9 %
					Others		0	0	
					Total		63	241	-73.9 %

Source: Statistics Canada / Source: CFIA





United States										
Week ending January 8, 2022										
Federally Inspected Slaughter					Northeast and North Central U.S. Wholesale Price					
			Weekly				**November 2021 Wholesale Price			
	2022	2021	% chg	2022	2021	% chg	\$/100 lbs	Simple avg	Min	Max
Milk-fed or nature										
North East & North Central*	2 729	2 677	1.9 %	2 729	2 677	1.9 %	307 Rack, Ribeye	N/A	N/A	N/A
Other calves	4 927	5 860	-15.9 %	4 927	5 860	-15.9 %	332 Loin, Trimmed 4x4	610.00	525.00	695.00
	7 656	8 537	-10.3 %	7 656	8 537	-10.3 %	1336 Leg slice, Retail	937.50	825.00	1 050.00
Production							1312 Osso Buco, Foreshank	772.50	695.00	850.00
Calves (million lbs)	1.1	1.1	0.0 %	1.1	1.1	0.0 %	Shoulder Clod, Chuck	700.00	650.00	750.00
Live weight (lbs)	243	231	5.2 %							
Dressed weight (lbs)	141	133	6.0 %							
North East & North Central					Pennsylvania Calf Auction					
(Veal Carcass, Hot Basis – Paid to Producer (Hide off, 255-315 lbs))					Graded Holstein Bull Calves* January 8, 2022					
Special fed : milk fed, nature										
\$US / 100 lbs	Weighted Average			Min	Max					
	368.53			356.00	380.00					
Non-Packer & Packers Owned										
					\$ / 100 lbs					
					Number 1					
					Weight	Head	Min	Max		
					- 89 lbs	25	65.00	295.00		
					90 - 120 lbs	186	50.00	290.00		
					+ 120 lbs	9	105.00	150.00		
					Beef Cross	112	115.00	430.00		
					Number 2					
					- 100 lbs	74	30.00	135.00		
					+ 100 lbs	77	70.00	135.00		
					Beef Cross	29	130.00	285.00		
					Number 3					
					- 100 lbs	143	10.00	110.00		
					+ 100 lbs	48	15.00	110.00		
					Beef Cross	13	100.00	200.00		
					* Does not include all head sold					

Source : USDA