

Veal Supply at a Glance - Canada

For week ending January 29, 2022

Quebec Live Auction											
	2022				2021				Volume (YTD)		
	Number (head)	Price (\$ / 100 lbs)			Number (head)	Price (\$ / 100 lbs)			head		
Dairy Calves		Average	Min	Max		Average	Min	Max	2022	2021	% chg
Holstein Male											
Good 90 -120 lbs	391	135.00	120.00	165.00	534	106.00	80.00	130.00	1 819	2 319	-21.6 %
Good 121 - 140 lbs	205	135.00	120.00	155.00	181	110.00	90.00	122.00	851	797	6.8 %
Average 90 - 140 lbs	436	109.00	65.00	135.00	425	81.00	50.00	110.00	1 771	1 848	-4.2 %
Misc. - All weights	130	39.00	20.00	75.00	228	42.00	30.00	65.00	746	919	-18.8 %
Holstein Female											
Good 90 -120 lbs	39	99.00	70.00	120.00	28	67.00	40.00	100.00	144	180	-20.0 %
Other milk breeds (all weights)	11	71.00	20.00	160.00	15	60.00	30.00	100.00	102	100	2.0 %
Crossbreeds dairy-butcher (all weights)	497	279.00	145.00	370.00	408	262.00	100.00	385.00	2 120	1 633	29.8 %
A2 Grain fed veal cattle (hide off)	1 659	298.30	n/a	n/a	1 607	243.00	n/a	n/a	5 858	6 639	-11.8 %
688 lbs live / 375-419 lbs hide off											

Source: Les producteurs de bovins du Québec

Ontario Live Auction											
	2022				2021				Volume (YTD)		
	Number (head)	Price (\$ / 100 lbs)			Number (head)	Price (\$ / 100 lbs)			head		
		Average	Min	Max		Average	Min	Max	2022	2021	% chg
+ 600 lbs	652	150.49	130.81	165.85	564	121.61	107.77	134.10	2 145	2 455	-12.6 %
451 - 600 lbs	30	120.21	100.51	135.90	23	110.96	96.26	127.96	116	125	-7.2 %
301 - 450 lbs	42	129.41	107.85	157.08	18	103.62	71.36	118.47	119	134	-11.2 %
126 - 300 lbs	224	124.72	78.76	239.71	98	111.57	67.11	213.47	707	535	32.1 %
- 125 lbs	867	152.22	90.42	331.37	857	125.29	63.56	348.62	3 350	3 552	-5.7 %

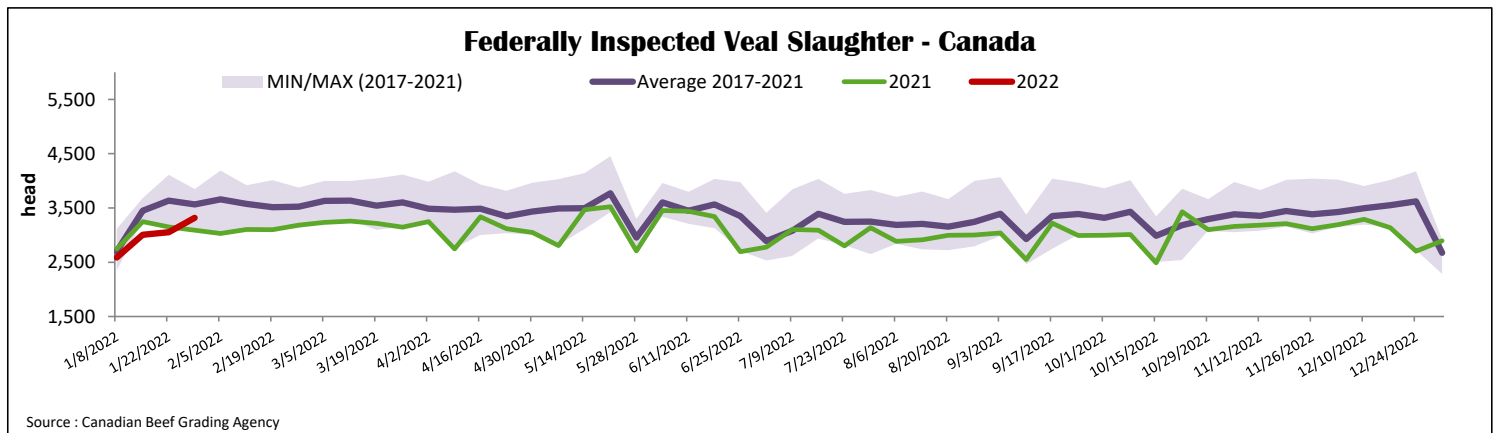
Source: Beef Farmers of Ontario

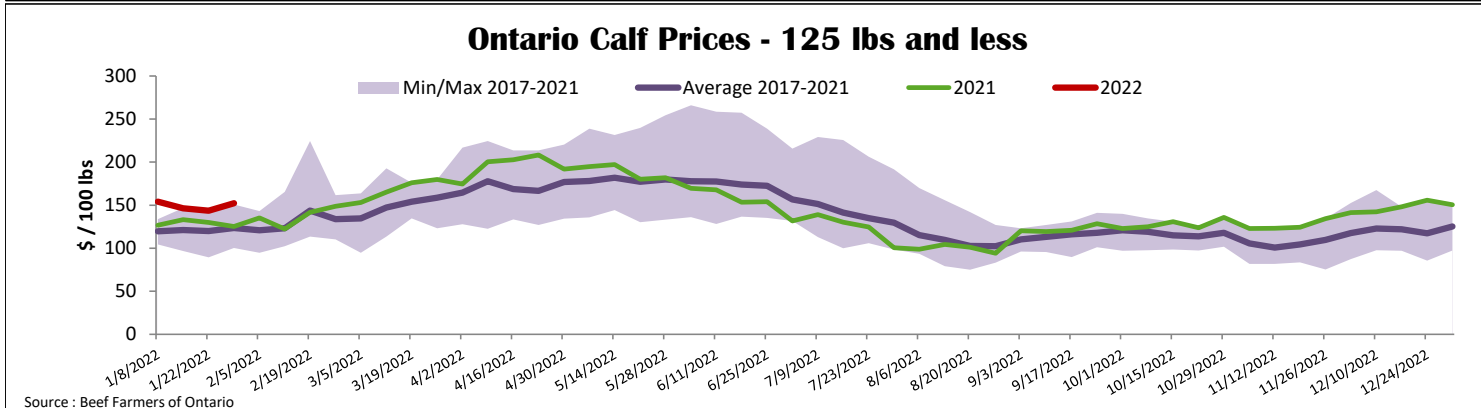
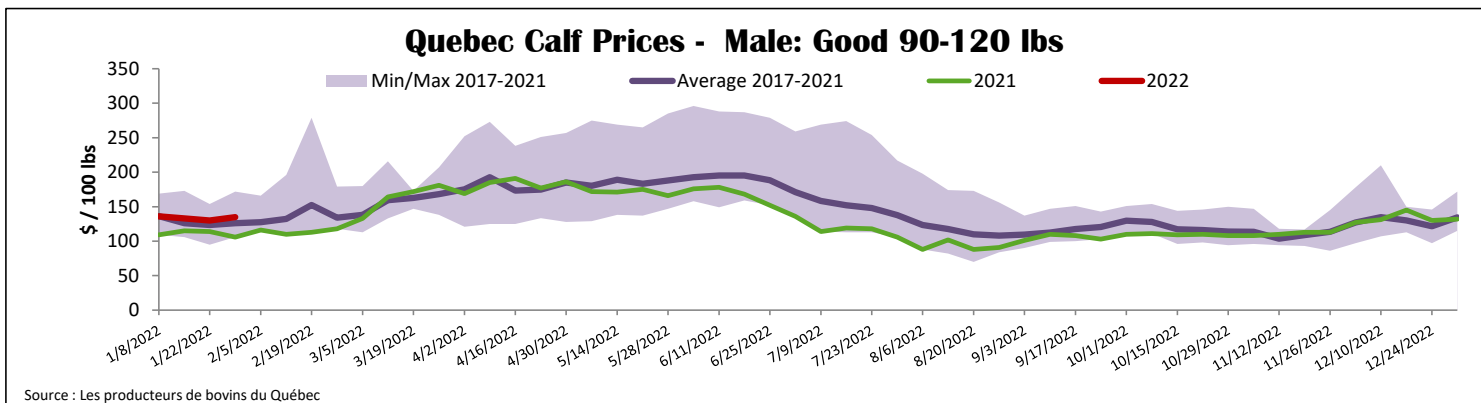
Federally Inspected Slaughter									
	Weekly			Year to date			Carcass Weight lbs (Jan.-Dec)		
	2022	2021	% chg	2022	2021	% chg	2021	2020	% chg
Quebec	3 312	3 080	7.5 %	12 046	12 226	-1.5 %	356	347	2.4 %
Rest of Canada	0	0	-	0	0	-	385	398	-3.3 %
Canada	3 312	3 080	7.5 %	12 046	12 226	-1.5 %	356	347	2.4 %

Source: Canadian Beef Grading Agency / Source: Canadian Food Inspection Agency (CFIA)

Domestic Exports					Imports						
Jan. 1 - Nov. 30, 2021					Jan. 1 - Jan. 29, 2022						
	2021	2020	% chg		2022	2021	% chg		2022	2021	% chg
Total veal (tonnes)				Total veal (tonnes)							
United States	3 345	2 231	49.9 %	New Zealand	55	203	-72.9 %	United States	44	83	-46.7 %
United Arab Emirates	139	89	56.2 %	Australia	0	0	-	EU-27			
Japan	12	0	-	Netherlands	29	30	-3.0 %	Others	0	29	-100.0 %
Others	4	6	-31.9 %	EU-27 total	29	60	-51.0 %	Total	129	346	-62.8 %
Total	3 500	2 326	50.5 %								

Source: Statistics Canada / Source: CFIA





United States																																																																			
Week ending January 22, 2022																																																																			
Federally Inspected Slaughter					Northeast and North Central U.S. Wholesale Price																																																														
	Weekly			Year to date			**November 2021 Wholesale Price																																																												
Milk-fed or nature	2022	2021	% chg	2022	2021	% chg	\$/100 lbs	Simple avg	Min	Max																																																									
North East & North Central*	2 717	2 942	-7.6 %	10 610	11 120	-4.6 %	307 Rack, Ribeye	N/A	N/A	N/A																																																									
Other calves	4 992	4 684	6.6 %	12 403	13 012	-4.7 %	332 Loin, Trimmed 4x4	610.00	525.00	695.00																																																									
	7 709	7 626	1.1 %	23 013	24 132	-4.6 %	1336 Leg slice, Retail	937.50	825.00	1 050.00																																																									
Production							1312 Osso Buco, Fore Shank	772.50	695.00	850.00																																																									
Calves (million lbs)	1.1	1.1	0.0 %	3.3	3.3	0.0 %	Shoulder Clod, Chuck	700.00	650.00	750.00																																																									
Live weight (lbs)	244	251	-2.8 %																																																																
Dressed weight (lbs)	141	146	-3.4 %																																																																
Source : USDA					**Please note the whole sale price has been discontinued as of Dec. 7 2021 Source : USDA																																																														
North East & North Central					Pennsylvania Calf Auction																																																														
(Veal Carcass, Hot Basis – Paid to Producer (Hide off, 255-315 lbs))					Graded Holstein Bull Calves* January 22, 2022																																																														
Special fed : milk fed, nature																																																																			
\$/US / 100 lbs				Weighted Average	Min	Max																																																													
Non-Packer & Packers Owned				369.38	359.00	380.00																																																													
					<table border="1" style="width: 100%; border-collapse: collapse;"> <thead> <tr> <th></th> <th>Weight</th> <th>Head</th> <th colspan="2">\$/ 100 lbs</th> </tr> <tr> <th></th> <th></th> <th></th> <th>Min</th> <th>Max</th> </tr> </thead> <tbody> <tr> <td rowspan="3">Number 1</td> <td>- 89 lbs</td> <td>15</td> <td>100.00</td> <td>140.00</td> </tr> <tr> <td>90 - 120 lbs</td> <td>125</td> <td>110.00</td> <td>180.00</td> </tr> <tr> <td>+ 120 lbs</td> <td>15</td> <td>120.00</td> <td>157.00</td> </tr> <tr> <td rowspan="2">Beef Cross</td> <td></td> <td>93</td> <td>125.00</td> <td>355.00</td> </tr> <tr> <td></td> <td></td> <td></td> <td></td> </tr> <tr> <td rowspan="3">Number 2</td> <td>- 100 lbs</td> <td>58</td> <td>60.00</td> <td>130.00</td> </tr> <tr> <td>+ 100 lbs</td> <td>83</td> <td>70.00</td> <td>150.00</td> </tr> <tr> <td>Beef Cross</td> <td>12</td> <td>110.00</td> <td>235.00</td> </tr> <tr> <td rowspan="3">Number 3</td> <td>- 100 lbs</td> <td>116</td> <td>5.00</td> <td>132.00</td> </tr> <tr> <td>+ 100 lbs</td> <td>55</td> <td>40.00</td> <td>110.00</td> </tr> <tr> <td>Beef Cross</td> <td>0</td> <td>0.00</td> <td>0.00</td> </tr> </tbody> </table>						Weight	Head	\$/ 100 lbs					Min	Max	Number 1	- 89 lbs	15	100.00	140.00	90 - 120 lbs	125	110.00	180.00	+ 120 lbs	15	120.00	157.00	Beef Cross		93	125.00	355.00					Number 2	- 100 lbs	58	60.00	130.00	+ 100 lbs	83	70.00	150.00	Beef Cross	12	110.00	235.00	Number 3	- 100 lbs	116	5.00	132.00	+ 100 lbs	55	40.00	110.00	Beef Cross	0	0.00	0.00
	Weight	Head	\$/ 100 lbs																																																																
			Min	Max																																																															
Number 1	- 89 lbs	15	100.00	140.00																																																															
	90 - 120 lbs	125	110.00	180.00																																																															
	+ 120 lbs	15	120.00	157.00																																																															
Beef Cross		93	125.00	355.00																																																															
Number 2	- 100 lbs	58	60.00	130.00																																																															
	+ 100 lbs	83	70.00	150.00																																																															
	Beef Cross	12	110.00	235.00																																																															
Number 3	- 100 lbs	116	5.00	132.00																																																															
	+ 100 lbs	55	40.00	110.00																																																															
	Beef Cross	0	0.00	0.00																																																															
					* Does not include all head sold																																																														
Source : USDA					Source : USDA																																																														