

Veal Supply at a Glance - Canada

For week ending February 19, 2022

Quebec Live Auction											
	Number	2022			Number	2021			Volume (YTD)		
		Price (\$ / 100 lbs)				Price (\$ / 100 lbs)			head		
	(head)	Average	Min	Max	(head)	Average	Min	Max	2022	2021	% chg
Dairy Calves											
Holstein Male	477	194.00	160.00	240.00	487	113.00	100.00	130.00	3 212	3 728	-13.8 %
Good 90 -120 lbs	203	193.00	160.00	235.00	178	113.00	105.00	130.00	1 429	1 375	3.9 %
Average 90 - 140 lbs	332	160.00	100.00	215.00	361	89.00	55.00	115.00	2 827	3 022	-6.5 %
Misc. - All weights	148	55.00	10.00	120.00	191	41.00	2.00	70.00	1 228	1 454	-15.5 %
Holstein Female											
Good 90 -120 lbs	38	149.00	110.00	190.00	32	84.00	40.00	160.00	234	289	-19.0 %
Other milk breeds (all weights)	8	94.00	30.00	170.00	25	60.00	20.00	110.00	137	165	-17.0 %
Crossbreeds dairy-butcher (all weights)	461	329.00	250.00	405.00	375	281.00	130.00	415.00	3 520	2 806	25.4 %
A2 Grain fed veal cattle (hide off)	1 563	305.00	n/a	n/a	1 877	233.00	n/a	n/a	10 651	11 741	-9.3 %
688 lbs live / 375-419 lbs hide off											

Source: Les producteurs de bovins du Québec

Ontario Live Auction											
	Number	2022			Number	2021			Volume (YTD)		
		Price (\$ / 100 lbs)				Price (\$ / 100 lbs)			head		
	(head)	Average	Min	Max	(head)	Average	Min	Max	2022	2021	% chg
+ 600 lbs	547	157.72	135.71	183.51	598	121.89	111.77	135.82	3 897	4 137	-5.8 %
451 - 600 lbs	42	118.02	89.49	152.23	19	95.97	73.37	107.23	255	210	21.4 %
301 - 450 lbs	25	145.25	105.20	181.63	24	119.23	75.95	130.51	210	192	9.4 %
126 - 300 lbs	131	167.27	117.87	275.41	97	130.61	86.41	262.49	1 178	833	41.4 %
- 125 lbs	731	194.40	130.89	350.21	648	141.60	77.15	338.40	5 665	5 800	-2.3 %

Source: Beef Farmers of Ontario

Federally Inspected Slaughter									
	Weekly			Year to date			Carcass Weight lbs (Jan.-Dec)		
	2022	2021	% chg	2022	2021	% chg	2021	2020	% chg
Quebec	3 135	3 101	1.1 %	21 391	21 464	-0.3 %	356	347	2.4 %
Rest of Canada	0	0	-	0	0	-	385	398	-3.3 %
Canada	3 135	3 101	1.1 %	21 391	21 464	-0.3 %	356	347	2.4 %

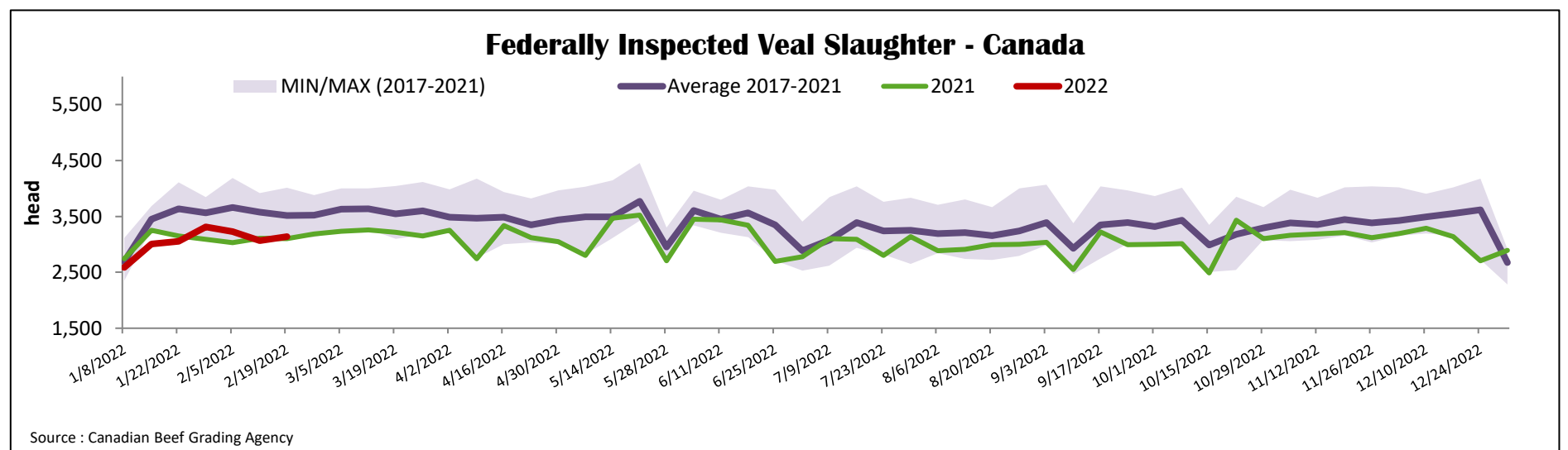
Source : Canadian Beef Grading Agency

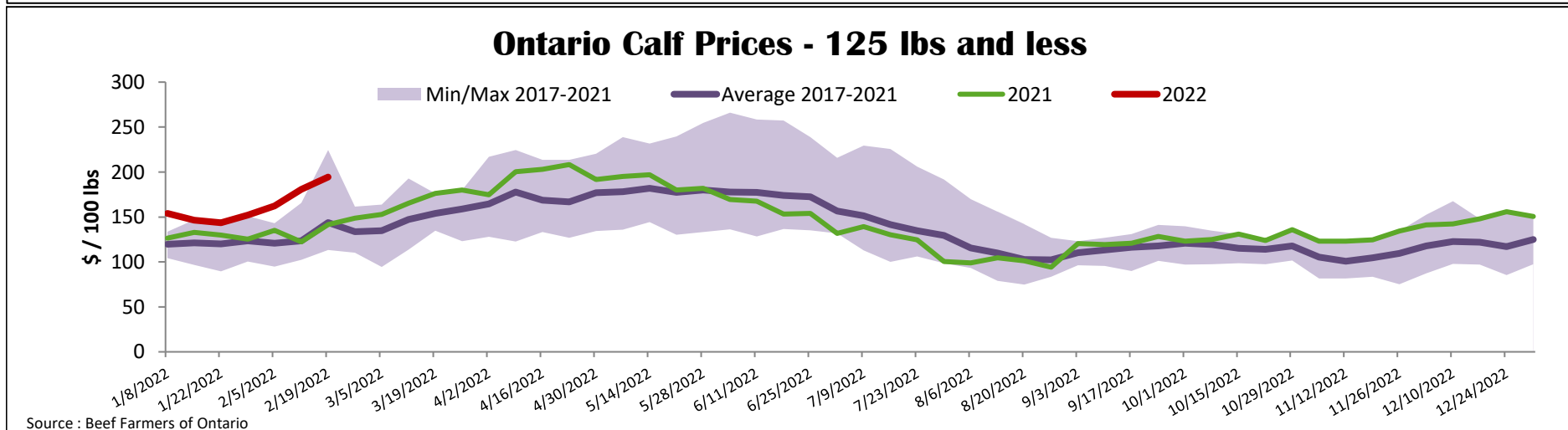
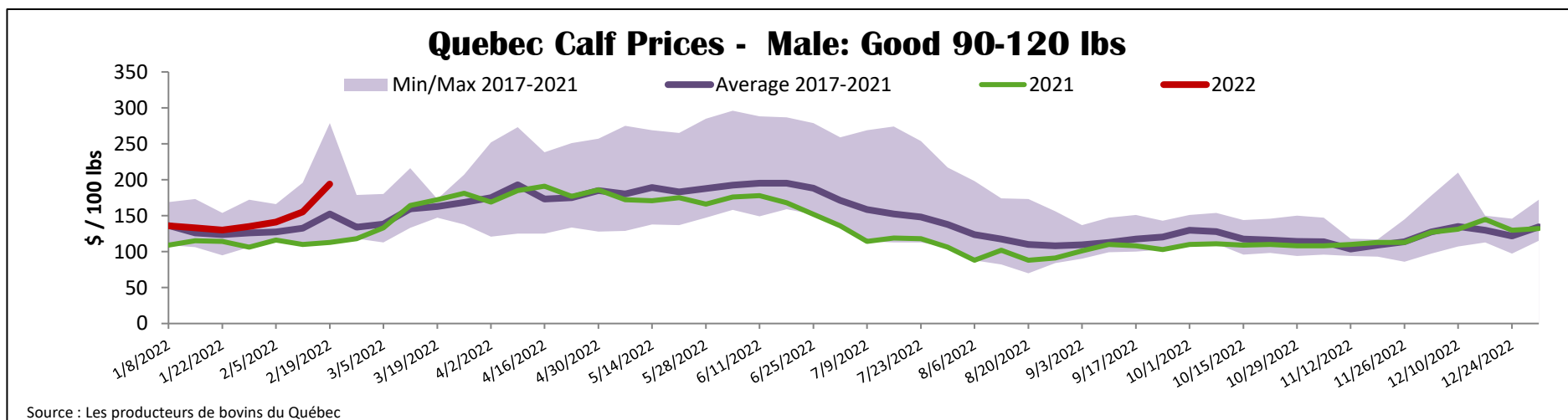
Source: Canadian Food Inspection Agency (CFIA)

Domestic Exports					Imports				
Total veal (tonnes)	Jan. 1 - Dec. 31, 2021				Total veal (tonnes)	Jan. 1 - Feb. 19, 2022			
	2021	2020	% chg			2022	2021	% chg	
United States	3 645	2 447	49.0 %		New Zealand	109	312	-65.0 %	
United Arab Emirates	164	99	66.4 %		United States	56	116	-51.2 %	
Japan	12	0	-		Australia	0	0		
Others	4	9	-56.0 %		EU-27				
Total	3 825	2 555	49.7 %		Netherlands	53	34	55.4 %	
					Others	2	49	-95.8 %	
					EU-27 total	55	84	-33.8 %	
					Others	0	0		
					Total	221	511	-56.8 %	

Source: Statistics Canada

Source: CFIA





United States											
Week ending February 12, 2022											
Federally Inspected Slaughter					Northeast and North Central U.S. Wholesale Price						
Weekly			Year to date			**November 2021 Wholesale Price					
	2022	2021	% chg	2022	2021	% chg	\$/100 lbs	Simple avg	Min	Max	
Milk-fed or nature											
North East & North Central*	3 171	2 867	10.6 %	19 274	19 333	-0.3 %	307 Rack, Ribeye	N/A	N/A	N/A	
Other calves	4 324	5 495	-21.3 %	26 352	28 196	-6.5 %	332 Loin, Trimmed 4x4	610.00	525.00	695.00	
	7 495	8 362	-10.4 %	45 626	47 529	-4.0 %	1336 Leg slice, Retail	937.50	825.00	1 050.00	
Production							1312 Osso Buco, Foreshank	772.50	695.00	850.00	
Calves (million lbs)	1.0	1.1	-9.1 %	6.3	6.6	-4.5 %	Shoulder Clod, Chuck	700.00	650.00	750.00	
Live weight (lbs)	238	235	1.3 %								
Dressed weight (lbs)	138	136	1.5 %								
North East & North Central					Pennsylvania Calf Auction						
(Veal Carcass, Hot Basis – Paid to Producer (Hide off, 255-315 lbs))					Graded Holstein Bull Calves* February 12, 2022						
Special fed : milk fed, nature					\$ / 100 lbs						
\$US / 100 lbs			Weighted Average		Min	Max	Number 1	Weight	Head	Min	Max
Non-Packer & Packers Owned			374.30		368.00	380.00		- 89 lbs	29	100.00	265.00
								90 - 120 lbs	174	80.00	255.00
								+ 120 lbs	9	135.00	200.00
								Beef Cross	78	23.00	350.00
							Number 2	- 100 lbs	83	50.00	185.00
								+ 100 lbs	140	70.00	195.00
								Beef Cross	37	75.00	300.00
							Number 3	- 100 lbs	100	20.00	172.00
								+ 100 lbs	67	50.00	145.00
								Beef Cross	0	0.00	0.00

Source : USDA