

Veal Supply at a Glance - Canada

For week ending February 26, 2022

Quebec Live Auction											
	Number	2022			Number	2021			Volume (YTD)		
		Price (\$ / 100 lbs)				Price (\$ / 100 lbs)			head		
	(head)	Average	Min	Max	(head)	Average	Min	Max	2022	2021	% chg
Dairy Calves											
Holstein Male											
Good 90 -120 lbs	357	197.00	180.00	220.00	530	118.00	100.00	140.00	3 569	4 258	-16.2 %
Good 121 - 140 lbs	146	193.00	175.00	215.00	230	123.00	100.00	140.00	1 575	1 605	-1.9 %
Average 90 - 140 lbs	435	160.00	120.00	200.00	393	89.00	60.00	125.00	3 262	3 415	-4.5 %
Misc. - All weights	153	63.00	20.00	130.00	196	40.00	20.00	80.00	1 381	1 650	-16.3 %
Holstein Female											
Good 90 -120 lbs	34	163.00	115.00	280.00	66	86.00	40.00	170.00	268	355	-24.5 %
Other milk breeds (all weights)	12	98.00	50.00	200.00	34	65.00	10.00	120.00	149	199	-25.1 %
Crossbreeds dairy-butcher (all weights)	461	356.00	240.00	440.00	369	307.00	165.00	410.00	3 981	3 175	25.4 %
A2 Grain fed veal cattle (hide off)	1 298	305.00	n/a	n/a	1 602	233.00	n/a	n/a	11 949	13 343	-10.4 %
688 lbs live / 375-419 lbs hide off											

Source: Les producteurs de bovins du Québec

Ontario Live Auction											
	Number	2022			Number	2021			Volume (YTD)		
		Price (\$ / 100 lbs)				Price (\$ / 100 lbs)			head		
	(head)	Average	Min	Max	(head)	Average	Min	Max	2022	2021	% chg
+ 600 lbs	623	151.04	128.94	168.55	680	120.06	108.03	129.99	4 520	4 817	-6.2 %
451 - 600 lbs	37	130.70	110.01	155.97	39	105.23	90.45	117.43	292	249	17.3 %
301 - 450 lbs	24	153.55	113.17	179.62	45	118.07	107.85	132.35	234	237	-1.3 %
126 - 300 lbs	136	190.31	128.05	328.58	107	122.80	71.55	219.73	1 314	940	39.8 %
- 125 lbs	765	223.61	145.61	416.55	835	148.72	66.89	361.33	6 430	6 635	-3.1 %

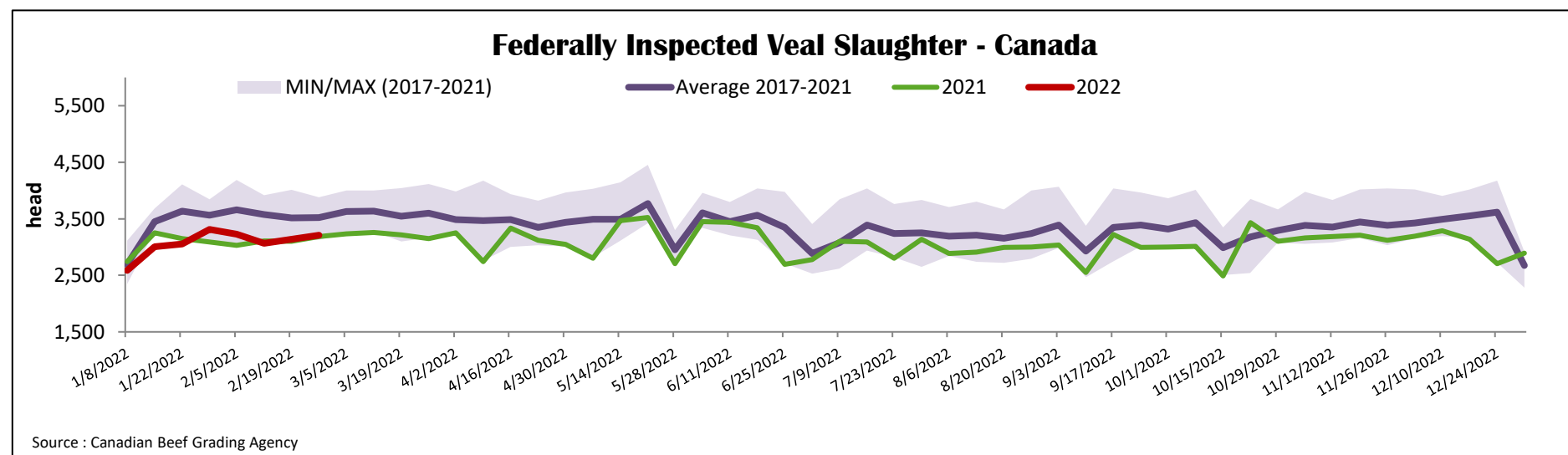
Source: Beef Farmers of Ontario

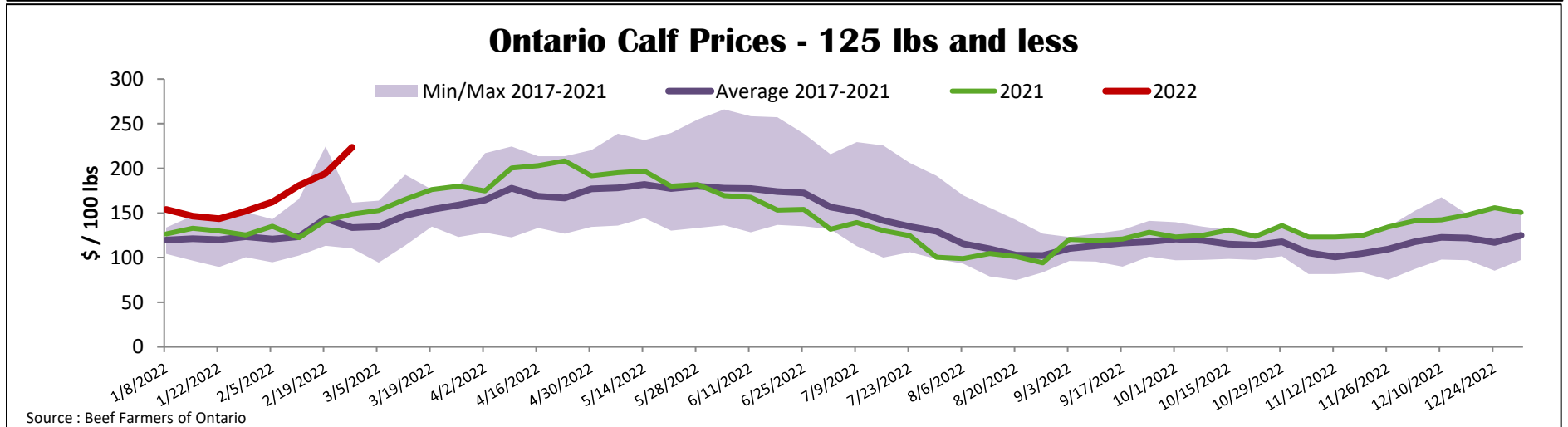
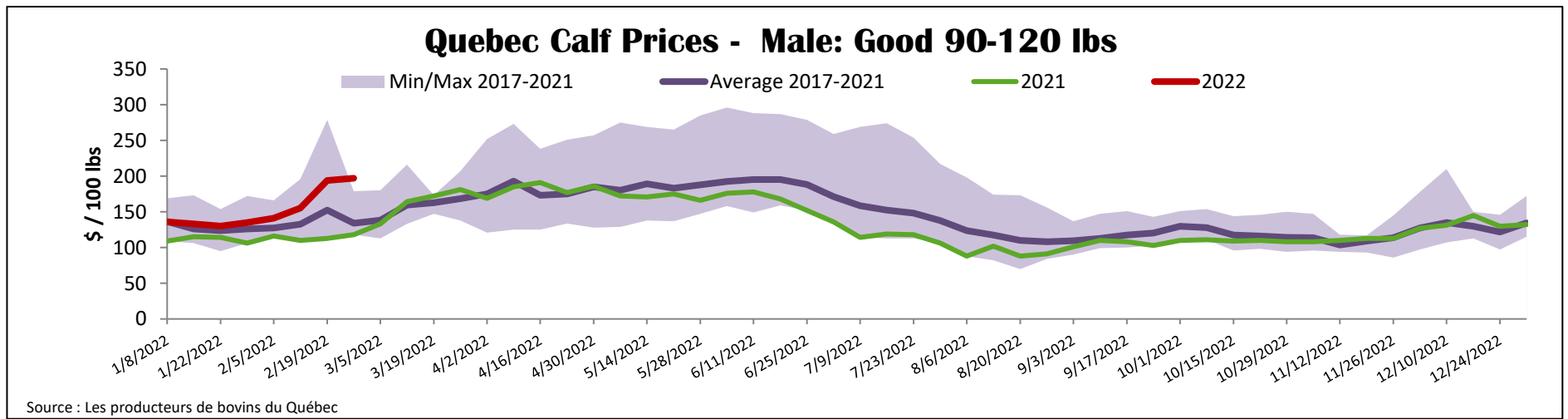
Federally Inspected Slaughter									
	Weekly			Year to date			Carcass Weight lbs (Jan.-Dec)		
	2022	2021	% chg	2022	2021	% chg	2021	2020	% chg
Quebec	3 212	3 185	0.8 %	24 603	24 649	-0.2 %	356	347	2.4 %
Rest of Canada	0	0	-	0	0	-	385	398	-3.3 %
Canada	3 212	3 185	0.8 %	24 603	24 649	-0.2 %	356	347	2.4 %

Source: Canadian Beef Grading Agency / Source: Canadian Food Inspection Agency (CFIA)

Domestic Exports					Imports				
Total veal (tonnes)	Jan. 1 - Dec. 31, 2021				Total veal (tonnes)	Jan. 1 - Feb. 26, 2022			
	2021	2020	% chg			2022	2021	% chg	
United States	3 645	2 447	49.0 %		New Zealand	109	312	-65.0 %	
United Arab Emirates	164	99	66.4 %		United States	59	120	-50.8 %	
Japan	12	0	-		Australia	0	0		
Others	4	9	-56.0 %		EU-27				
Total	3 825	2 555	49.7 %		Netherlands	62	43	43.9 %	
					Others	2	73	-97.2 %	
					EU-27 total	64	116	-45.1 %	
					Others	0	0		
					Total	232	548	-57.7 %	

Source: Statistics Canada / Source: CFIA





United States																													
Week ending February 19, 2022																													
Federally Inspected Slaughter					Northeast and North Central U.S. Wholesale Price																								
			Weekly				**November 2021 Wholesale Price																						
			Year to date																										
	2022	2021	% chg	2022	2021	% chg	\$/100 lbs	Simple avg	Min	Max																			
Milk-fed or nature							307 Rack, Ribeye	N/A	N/A	N/A																			
North East & North Central*	2 923	2 763	5.8 %	22 197	22 096	0.5 %	332 Loin, Trimmed 4x4	610.00	525.00	695.00																			
Other calves	4 543	5 530	-17.8 %	30 895	33 726	-8.4 %	1336 Leg slice, Retail	937.50	825.00	1 050.00																			
	7 466	8 293	-10.0 %	53 092	55 822	-4.9 %	1312 Osso Buco, Foreshank	772.50	695.00	850.00																			
Production							Shoulder Clod, Chuck	700.00	650.00	750.00																			
Calves (million lbs)	1.1	1.2	-8.3 %	7.4	7.8	-5.1 %																							
Live weight (lbs)	245	255	-3.9 %																										
Dressed weight (lbs)	142	149	-4.7 %																										
North East & North Central					Pennsylvania Calf Auction																								
(Veal Carcass, Hot Basis – Paid to Producer (Hide off, 255-315 lbs))					Graded Holstein Bull Calves* February 19, 2022																								
Special fed : milk fed, nature																													
\$US / 100 lbs					\$/ 100 lbs																								
Weighted Average					Min					Max																			
Non-Packer & Packers Owned					373.38					368.00					380.00														
					Number 1					Weight					Head					Min					Max				
					- 89 lbs					34					130.00					210.00									
					90 - 120 lbs					202					80.00					1509.00									
					+ 120 lbs					11					150.00					190.00									
					Beef Cross					90					100.00					430.00									
					Number 2					- 100 lbs					60					70.00					200.00				
					+ 100 lbs					98					85.00					205.00									
					Beef Cross					31					135.00					300.00									
					Number 3					- 100 lbs					98					5.00					162.00				
					+ 100 lbs					60					30.00					172.00									
					Beef Cross					0					0.00					0.00									
										* Does not include all head sold																			
Source : USDA					Source : USDA																								