

Veal Supply at a Glance - Canada

For week ending March 26, 2022

Quebec Live Auction											
	Number	2022			Number	2021			Volume (YTD)		
		Price (\$ / 100 lbs)				Price (\$ / 100 lbs)			head		
Dairy Calves	(head)	Average	Min	Max	(head)	Average	Min	Max	2022	2021	% chg
Holstein Male											
Good 90 -120 lbs	469	310.00	240.00	390.00	487	181.00	150.00	200.00	5 323	6 128	-13.1 %
Good 121 - 140 lbs	145	283.00	250.00	360.00	189	172.00	150.00	190.00	2 269	2 336	-2.9 %
Average 90 - 140 lbs	362	243.00	130.00	370.00	442	151.00	120.00	180.00	4 798	5 053	-5.0 %
Misc. - All weights	157	80.00	20.00	220.00	196	71.00	20.00	140.00	1 995	2 367	-15.7 %
Holstein Female											
Good 90 -120 lbs	53	213.00	150.00	290.00	41	147.00	120.00	205.00	476	565	-15.8 %
Other milk breeds (all weights)	12	141.00	50.00	280.00	13	75.00	10.00	132.00	205	285	-28.1 %
Crossbreeds dairy-butcher (all weights)	458	377.00	295.00	475.00	399	325.00	175.00	430.00	5 814	4 523	28.5 %
A2 Grain fed veal cattle (hide off)	1 539	300.00	n/a	n/a	1 582	233.30	n/a	n/a	17 694	19 415	-8.9 %
688 lbs live / 375-419 lbs hide off											

Source: Les producteurs de bovins du Québec

Ontario Live Auction											
	Number	2022			Number	2021			Volume (YTD)		
		Price (\$ / 100 lbs)				Price (\$ / 100 lbs)			head		
	(head)	Average	Min	Max	(head)	Average	Min	Max	2022	2021	% chg
+ 600 lbs	720	151.27	136.20	168.60	702	110.66	96.39	122.51	7 336	7 723	-5.0 %
451 - 600 lbs	26	138.10	115.37	157.33	36	98.37	80.03	111.42	429	382	12.3 %
301 - 450 lbs	43	163.01	118.90	204.67	69	109.18	93.50	133.92	395	403	-2.0 %
126 - 300 lbs	164	195.28	133.60	314.02	132	138.58	87.47	234.86	1 915	1 427	34.2 %
- 125 lbs	759	257.86	146.28	401.91	748	179.97	108.51	379.55	9 354	9 545	-2.0 %

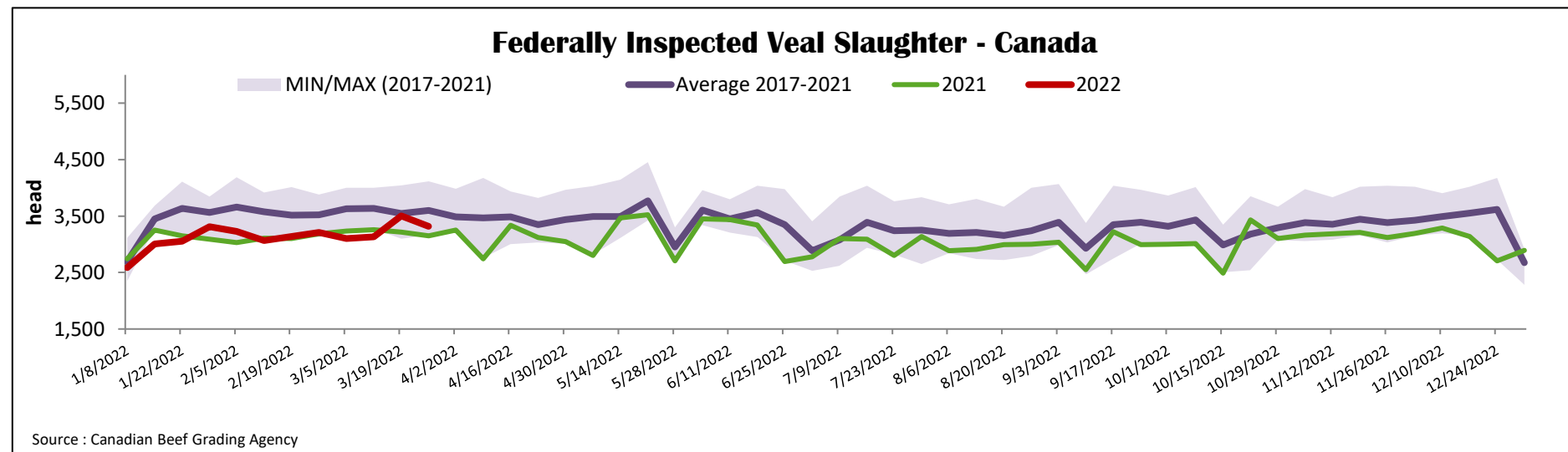
Source: Beef Farmers of Ontario

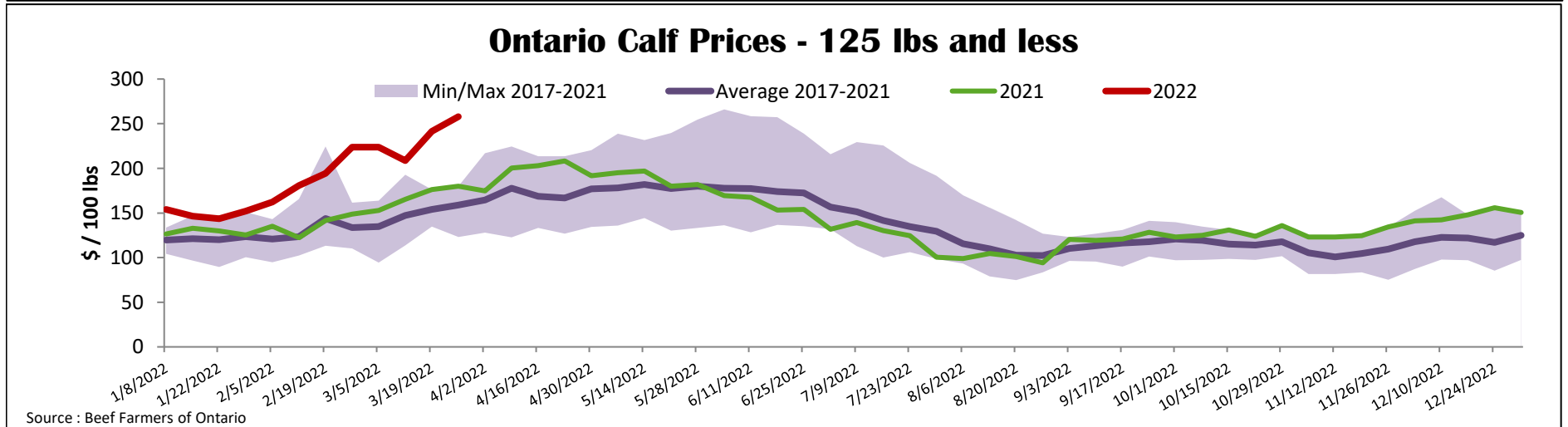
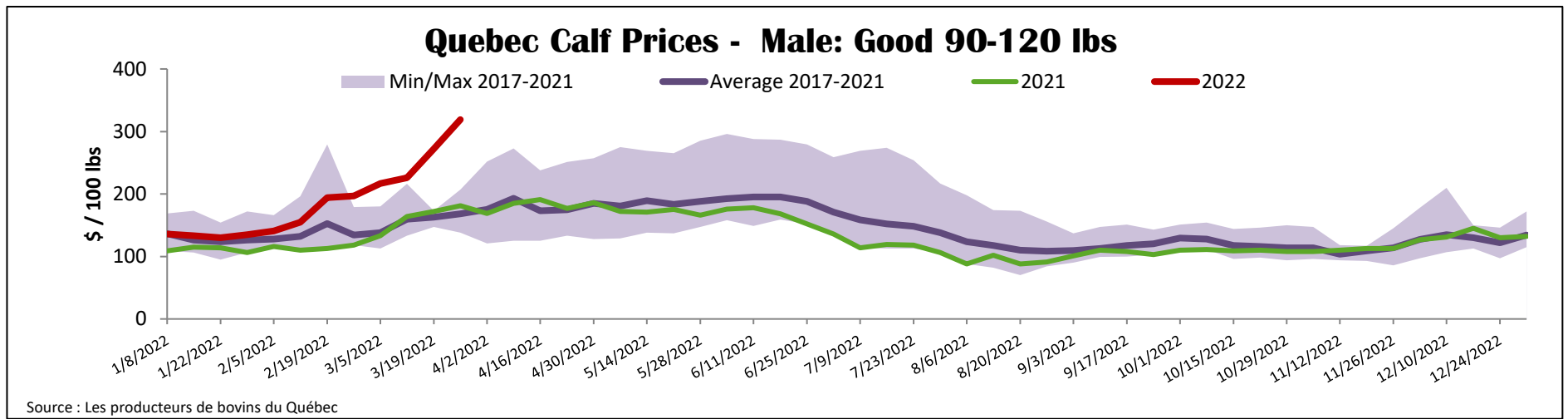
Federally Inspected Slaughter											
	2022	Weekly		% chg	2022	Year to date		% chg	Carcass Weight lbs (Jan)		
		2022	2021			2022	2021		% chg	2022	2021
Quebec	3 315	3 315	3 147	5.3 %	37 653	37 653	37 502	0.4 %	357	354	0.8 %
Rest of Canada	0	0	0	-	0	0	0	-	-	-	-
Canada	3 315	3 315	3 147	5.3 %	37 653	37 653	37 502	0.4 %	356	347	2.4 %

Source: Canadian Beef Grading Agency / Source: Canadian Food Inspection Agency (CFIA)

Domestic Exports					Imports				
Total veal (tonnes)	Jan. 1 - Jan. 31, 2022	2022	2021	% chg	Total veal (tonnes)	Jan. 1 - March 26, 2022	2022	2021	% chg
United States		286	278	2.8 %	New Zealand		127	386	-67.1 %
United Arab Emirates		12	25	-50.1 %	United States		117	184	-36.3 %
Japan		0	0	-	Australia		0	0	
Others		0	0		EU-27				
Total		298	303	-1.5 %	Netherlands		81	65	24.3 %
					Others		51	96	-46.3 %
					EU-27 total		132	161	-17.6 %
					Others		0	25	
					Total		377	756	-50.2 %

Source: Statistics Canada / Source: CFIA





United States										
Week ending March 19, 2022										
Federally Inspected Slaughter					Northeast and North Central U.S. Wholesale Price					
	Weekly			Year to date			**November 2021 Wholesale Price			
Milk-fed or nature	2022	2021	% chg	2022	2021	% chg	\$/100 lbs	Simple avg	Min	Max
North East & North Central*	2 510	2 758	-9.0 %	33 343	33 793	-1.3 %	307 Rack, Ribeye	N/A	N/A	N/A
Other calves	3 967	4 041	-1.8 %	47 843	50 855	-5.9 %	332 Loin, Trimmed 4x4	610.00	525.00	695.00
	6 477	6 799	-4.7 %	81 186	84 648	-4.1 %	1336 Leg slice, Retail	937.50	825.00	1 050.00
Production							1312 Osso Buco, Foreshank	772.50	695.00	850.00
Calves (million lbs)	0.9	1.0	-10.0 %	11.4	12.0	-5.0 %	Shoulder Clod, Chuck	700.00	650.00	750.00
Live weight (lbs)	253	255	-0.8 %							
Dressed weight (lbs)	147	149	-1.3 %							
	477			Source : USDA			**Please note the whole sale price has been discontinued as of Dec. 7 2021			Source : USDA
North East & North Central					Pennsylvania Calf Auction					
(Veal Carcass, Hot Basis – Paid to Producer (Hide off, 255-315 lbs))					Graded Holstein Bull Calves* March 19, 2022					
Special fed : milk fed, nature										
\$US / 100 lbs	Weighted Average			Min	Max					
Non-Packer & Packers Owned	379.11			377.00	385.00					
						\$/ 100 lbs				
						Weight		Head	Min	Max
						Number 1	- 89 lbs	42	115.00	320.00
							90 - 120 lbs	187	120.00	220.00
							+ 120 lbs	11	135.00	190.00
							Beef Cross	48	200.00	390.00
						Number 2	- 100 lbs	82	55.00	210.00
							+ 100 lbs	76	95.00	200.00
							Beef Cross	19	130.00	260.00
						Number 3	- 100 lbs	96	10.00	190.00
							+ 100 lbs	38	40.00	152.00
							Beef Cross	11	60.00	225.00
						* Does not include all head sold				
Source : USDA						Source : USDA				