



## Veal Supply at a Glance - Canada

For week ending December 1, 2012

Quebec Live Auction											
	2012				2011				Volume (YTD)		
	Number (head)	Price (\$ / 100 lbs)			Number (head)	Price (\$ / 100 lbs)			head		
Dairy Calves		Average	Min	Max		Average	Min	Max	2012	2011	% chg
Male											
Good 90 -120 lbs	959	104.00	90.00	117.00	1019	102.00	90.00	117.00	40 646	41 207	-1.4 %
Good 121 - 140 lbs	187	110.00	95.00	125.00	200	103.00	90.00	115.00	8 422	8 784	-4.1 %
Average 90 - 140 lbs	329	79.00	50.00	100.00	314	73.00	45.00	100.00	17 871	15 840	12.8 %
Misc. - All weights	398	31.00	15.00	50.00	242	29.00	15.00	55.00	15 902	12 485	27.4 %
Female											
Good 90 -120 lbs	62	93.00	72.00	130.00	58	97.00	75.00	117.00	3 531	4 195	-15.8 %
A2 Grain fed veal calves (hide off) (596 ls live - 325-353 lbs hide off)	1295	210.80	n/a	n/a	1228	248.90	n/a	n/a	69 496	71 713	-3.1 %

Source: Fédération des producteurs de bovins du Québec

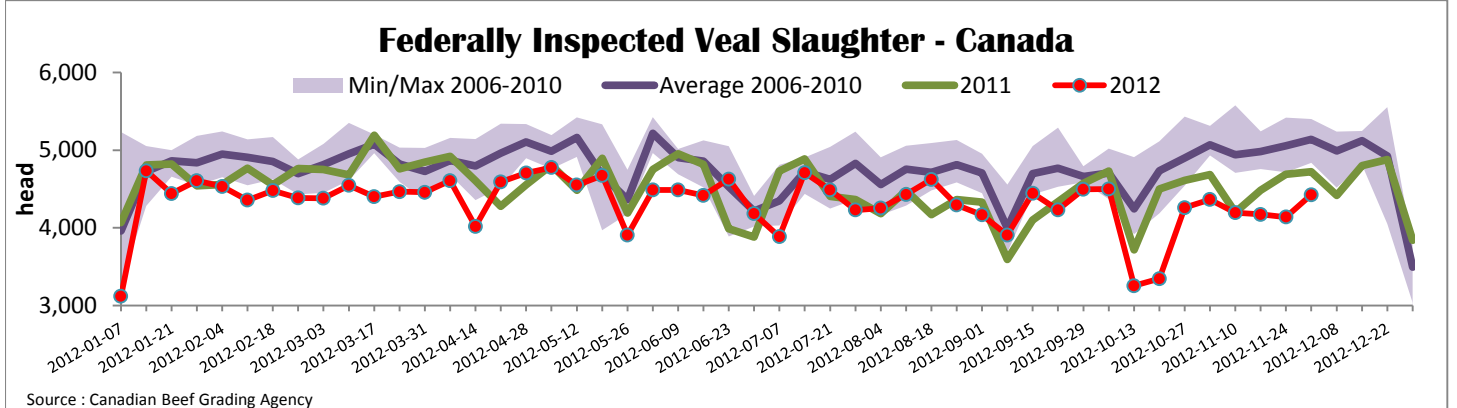
Ontario Live Auction											
	2012				2011				Volume (YTD)		
	Number (head)	Price (\$ / 100 lbs)			Number (head)	Price (\$ / 100 lbs)			head		
		Average	Min	Max		Average	Min	Max	2012	2011	% chg
+ 600 lbs	520	104.23	96.21	115.57	465	123.79	112.89	135.03	26 250	24 634	6.6 %
451 - 600 lbs	42	82.91	65.55	96.54	90	112.05	83.71	126.83	2 383	2 431	-2.0 %
301 - 450 lbs	76	121.07	92.92	133.34	43	115.63	79.49	146.67	1 649	1 400	17.8 %
126 - 300 lbs	151	87.59	57.87	115.69	144	87.26	68.93	107.55	6 484	6 271	3.4 %
- 125 lbs	877	83.39	54.66	105.10	877	89.76	67.86	108.47	40 223	36 865	9.1 %

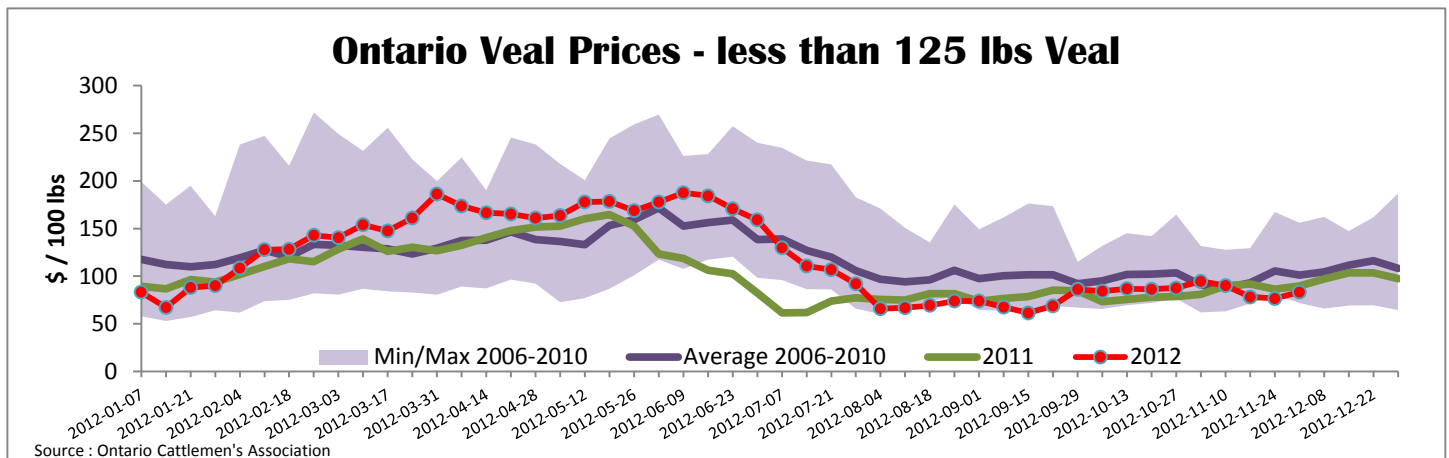
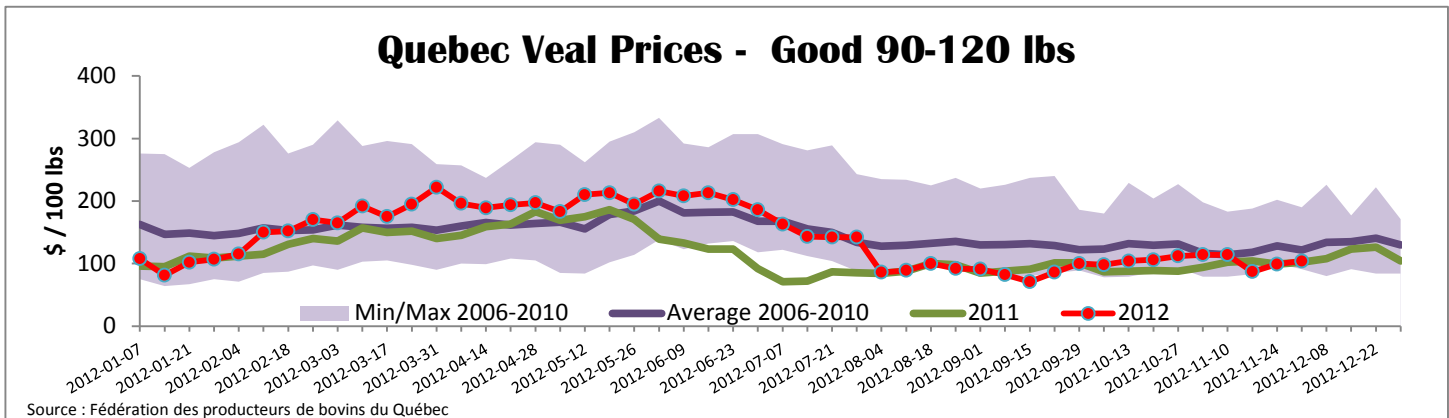
Federally Inspected Slaughter									
	Weekly			Year to date			Carcass Weight (lbs - Jan.-Sept.)		
	2012	2011	% chg	2012	2011	% chg	2012	2011	% chg
Ontario	572	565	1.2 %	29 289	32 402	-9.6 %	353	359	-1.7 %
Quebec / Atlantic	3 854	4 156	-7.3 %	178 466	184 699	-3.4 %	302	302	0.0 %
<b>Canada</b>	<b>4 426</b>	<b>4 721</b>	<b>-6.2 %</b>	<b>207 755</b>	<b>217 101</b>	<b>-4.3 %</b>	<b>309</b>	<b>312</b>	<b>-1.0 %</b>

Source: Canadian Beef Grading Agency      Source: CFIA

Exports				Imports			
Total veal (tonnes)	Jan. 1st to Sept. 30, 2012			Total veal (tonnes)	Jan. 1st to Dec. 1, 2012		
	2012	2011	% chg	2012	2011	% chg	
United States	2 016	1 971	2.3 %	United States	1 201	1 105	8.7 %
United Arab Emirates	71	45	57.8 %	Australia	872	732	19.1 %
Japan	26	27	-3.7 %	New Zealand	874	783	11.6 %
Others	63	9		<b>Total</b>	<b>2 947</b>	<b>2 620</b>	<b>12.5 %</b>
<b>Total</b>	<b>2 176</b>	<b>2 052</b>	<b>6.0 %</b>				
Live calves (head)	Jan. 1st to Sept. 30			Jan. 1st to Sept. 30, 2012			2011 Total
	1761	81		34 486	40 850		

Source: Statistics Canada      Source: CFIA





<b>United States</b>										
Week ending December 1, 2012										
Federally Inspected Slaughter					U.S. Wholesale Price					
	Weekly			Year to date			\$/100 lbs			
	2012	2011	% chg	2012	2011	% chg	Simple avg	Min	Max	
Milk-fed or nature *							307 Rack, Ribeye, Boneless	2 377.50	2 150.00	2 605.00
North East	3 773	3 444	9.6 %	150 596	155 758	-3.3 %	332 Loin, Trimmed 4x4	607.00	529.00	685.00
North Central	2 663	3 611	-26.3 %	138 179	175 883	-21.4 %	1336 Leg slice, Retail	910.00	725.00	1 095.00
<b>Total</b>	<b>6 436</b>	<b>7 055</b>	<b>-8.8 %</b>	<b>288 775</b>	<b>331 641</b>	<b>-12.9 %</b>	1312 Osso Buco, Foreshank	935.00	795.00	1 075.00
Other calves	8 564	10 563	-18.9 %	401 217	442 006	-9.2 %	Shoulder Clod, Chuck	570.00	495.00	645.00
<b>Total</b>	<b>15 000</b>	<b>17 618</b>	<b>-14.9 %</b>	<b>689 992</b>	<b>773 647</b>	<b>-10.8 %</b>				
Source : USDA										
Production					<b>Pennsylvania Vintage Calf Auction</b>					
Calves (millions lbs)	2.1	2.5	-16.0 %	104.8	116.7	-10.2 %	Graded Holstein Bull Calves			
Live weight (lbs)	244	244	0.0 %				November 27, 2012			
Dressed weight (lbs)	143	144	-0.7 %				\$/ 100 lbs			
								Min	Max	
(Veal Carcass, Special fed * (Hide off, 255-315 lbs)				351.65	325.00	380.00	Number 1			
* Special fed : milk fed, nature							122 lbs	88.00		
							112 lbs	94.00	95.00	
							95 - 102 lbs	99.00	105.00	
							85 - 90 lbs	110.00	117.00	
							80 lbs	70.00		
							Number 2			
							102 - 115 lbs	90.00	93.00	
							95 lbs	82.00	85.00	
							83 - 90 lbs	96.00	97.00	
							74 lbs	57.00		
							Number 3			
							109 - 111 lbs	77.00	80.00	
							85 - 98 lbs	65.00	72.00	
							83 lbs	87.00		
							73 lbs	30.00		