



Veal Supply at a Glance - Canada

For week ending April 6, 2013

Quebec Live Auction											
	2013				2012				Volume (YTD)		
	Number (head)	Price (\$ / 100 lbs)			Number (head)	Price (\$ / 100 lbs)			head		% chg
Dairy Calves		Average	Min	Max		Average	Min	Max	2013	2012	% chg
Male											
Good 90 -120 lbs	694	175.00	155.00	192.00	877	196.00	180.00	212.00	11 977	12 771	-6.2 %
Good 121 - 140 lbs	163	175.00	144.00	190.00	159	188.00	175.00	210.00	3 087	2 646	16.7 %
Average 90 - 140 lbs	276	136.00	100.00	160.00	404	141.00	75.00	192.00	5 309	4 634	14.6 %
Misc. - All weights	241	53.00	14.00	100.00	221	35.00	10.00	80.00	4 702	3 262	44.1 %
Female											
Good 90 -120 lbs	70	157.00	120.00	182.00	94	218.00	132.00	288.00	1 169	1 130	3.5 %
A2 Grain fed veal calves (hide off)	1351	205.60	n/a	n/a	1628	215.00	n/a	n/a	19 538	21 791	-10.3 %
596 lbs live - (325-353 lbs hide off)											

Source: Fédération des producteurs de bovins du Québec

Ontario Live Auction											
	2013				2012				Volume (YTD)		
	Number (head)	Price (\$ / 100 lbs)			Number (head)	Price (\$ / 100 lbs)			head		% chg
		Average	Min	Max		Average	Min	Max	2013	2012	% chg
+ 600 lbs	612	89.80	79.96	99.47	423	101.64	90.20	120.30	7 484	7 373	1.5 %
451 - 600 lbs	38	90.11	80.97	103.66	32	105.31	100.42	109.78	556	736	-24.5 %
301 - 450 lbs	23	93.95	71.35	117.34	15	135.50	120.50	159.50	499	463	7.8 %
126 - 300 lbs	107	137.96	114.86	180.75	122	148.07	99.22	195.45	2 012	1 925	4.5 %
- 125 lbs	742	143.37	102.84	175.38	942	173.58	111.50	218.20	11 479	11 465	0.1 %

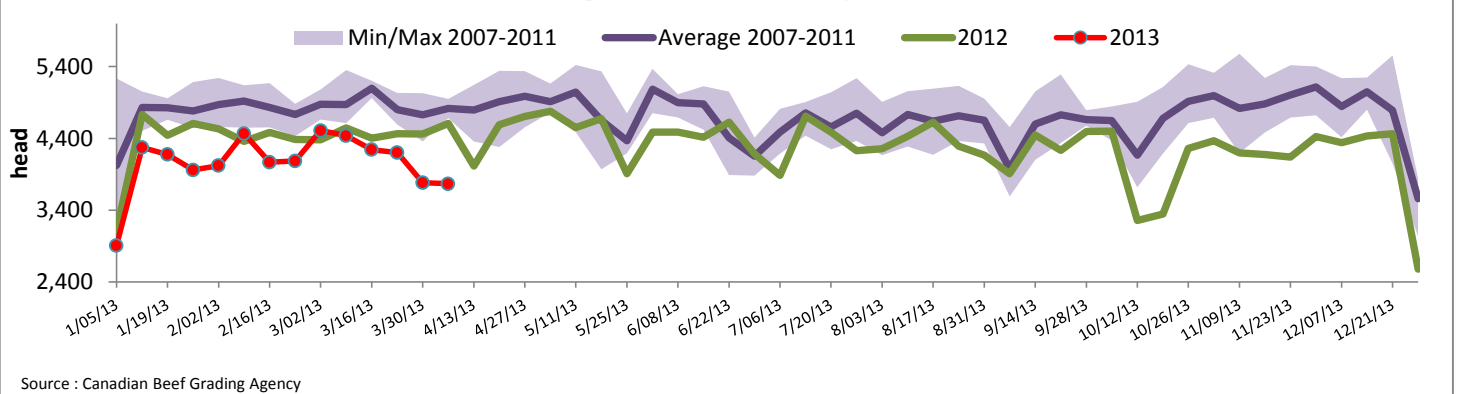
Federally Inspected Slaughter											
	Weekly				Year to date			Carcass Weight (lbs - Jan.-Dec.)			
	2013	2012	% chg		2013	2012	% chg	2012	2011	% chg	
Ontario	527	557	-5.4 %		8 484	9 059	-6.3 %	362	358	1.1 %	
Quebec / Atlantic	3 242	4 050	-20.0 %		48 420	52 458	-7.7 %	302	301	0.5 %	
Canada	3 769	4 607	-18.2 %		56 904	61 517	-7.5 %	311	310	0.3 %	

Source: Canadian Beef Grading Agency

Exports						Imports					
Jan. 1 - Feb. 28, 2013						Jan. 1 - April 6, 2013					
	2013	2012	% chg				2013	2012	% chg		
Total veal (tonnes)						Total veal (tonnes)					
United States	236	465	-49.2 %			United States	228	259	-12.0 %		
United Arab Emirates	19	19	0.0 %			Australia	260	273	-4.7 %		
Russia	9	7	28.6 %			New Zealand	33	16			
Others	10	17	-41.2 %			Mexico	15	0			
Total	274	508	-46.1 %			Total	536	548	-2.2 %		
Live calves (head)	148	188				For the period Jan. 1 - 31	2013	2 012			
						Live calves (head)	2 326	3 480			

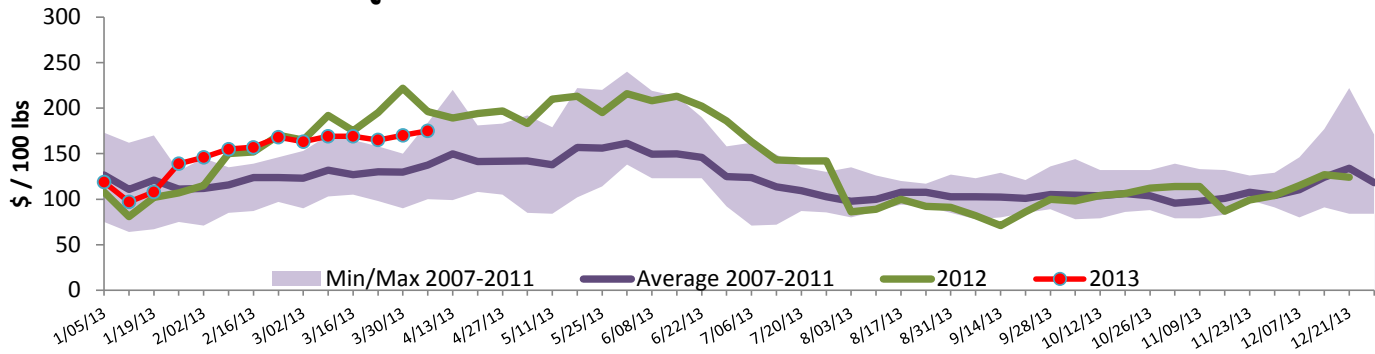
Source: Statistics Canada

Federally Inspected Veal Slaughter - Canada



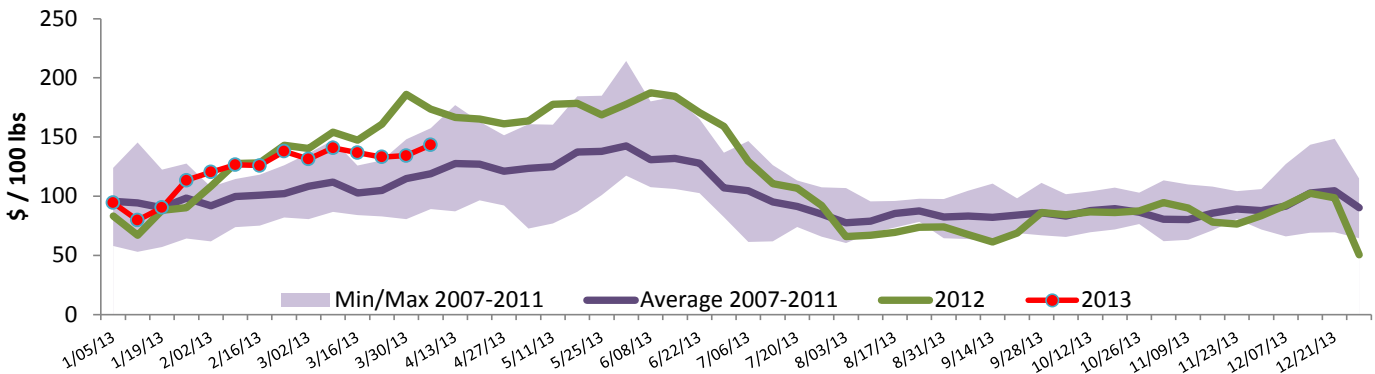


Quebec Veal Prices - Good 90-120 lbs



Source : Fédération des producteurs de bovins du Québec

Ontario Veal Prices - less than 125 lbs Veal



Source : Ontario Cattlemen's Association

United States

Week ending April 6, 2013

Federally Inspected Slaughter							U.S. Wholesale Price			
	Weekly			Year to date			\$/100 lbs	Simple avg	Min	Max
	2013	2012	% chg	2013	2012	% chg				
Milk-fed or nature *							307 Rack, Ribeye, Boneless	2 250.00	2 250.00	2 250.00
North East	2 916	2 990	-2.5 %	44 995	43 839	2.6 %	332 Loin, Trimmed 4x4	575.00	525.00	625.00
North Central	2 684	3 228	-16.9 %	33 544	48 914	-31.4 %	1336 Leg slice, Retail	922.50	750.00	1 095.00
Total	5 600	6 218	-9.9 %	78 539	92 753	-15.3 %	1312 Osso Buco, Foreshank	945.00	795.00	1 095.00
Other calves	9 400	6 867	36.9 %	129 148	104 737	23.3 %	Shoulder Clod, Chuck	570.00	495.00	645.00
Total	15 000	13 085	14.6 %	207 687	197 490	5.2 %				
							Source : USDA			
Production							Pennsylvania Vintage Calf Auction			
Calves (million lbs)	2.2	2.2	0.0 %	30.4	31.7	-4.1 %	Graded Holstein Bull Calves			
Live weight (lbs)	254	280	-9.3 %				April 2, 2013			
Dressed weight (lbs)	149	167	-10.8 %				\$ / 100 lbs	Min	Max	
							Number 1	112 - 121 lbs	168.00	178.00
								95 - 103 lbs	187.00	190.00
								90 lbs	155.00	155.00
							Number 2			
								95 - 112 lbs	179.00	185.00
								85 - 90 lbs	130.00	155.00
							Number 3			
								93 - 97lbs	152.00	160.00
								83 - 85 lbs	112.00	127.00
								110 lbs	130.00	130.00

Prepared by : Redmeat Section, Agriculture and Agri-Food Canada

Contact : Julie Dawson

Website : http://www.agr.gc.ca/redmeat/index_eng.htm

613 773 0149 or Julie.Dawson@agr.gc.ca