



Veal Supply at a Glance - Canada

For week ending July 6, 2013

Quebec Live Auction											
	2013				2012				Volume (YTD)		
	Number (head)	Price (\$ / 100 lbs)			Number (head)	Price (\$ / 100 lbs)			head		
		Average	Min	Max		Average	Min	Max	2013	2012	% chg
Dairy Calves											
Male											
Good 90 -120 lbs	755	129.00	115.00	154.00	620	163.00	145.00	172.00	22 235	23 688	-6.1 %
Good 121 - 140 lbs	224	130.00	110.00	164.00	169	163.00	150.00	182.00	5 503	4 942	11.4 %
Average 90 - 140 lbs	447	106.00	80.00	128.00	630	130.00	100.00	160.00	10 390	9 287	11.9 %
Misc. - All weights	579	41.00	12.00	85.00	412	36.00	10.00	80.00	9 480	6 626	43.1 %
Female											
Good 90 -120 lbs	83	122.00	100.00	148.00	84	161.00	100.00	255.00	2 445	2 184	12.0 %
A2 Grain fed veal calves (hide off)	1287	200.20	n/a	n/a	1540	190.30	n/a	n/a	37 793	42 205	-10.5 %
596 lbs live - (325-353 lbs hide off)											

Source: Fédération des producteurs de bovins du Québec

Ontario Live Auction											
	2013				2012				Volume (YTD)		
	Number (head)	Price (\$ / 100 lbs)			Number (head)	Price (\$ / 100 lbs)			head		
		Average	Min	Max		Average	Min	Max	2013	2012	% chg
+ 600 lbs	493	97.65	88.59	105.39	420	93.89	85.48	110.08	15 550	15 053	3.3 %
451 - 600 lbs	33	93.03	79.42	105.23	43	89.57	78.77	103.58	1 053	1 322	-20.3 %
301 - 450 lbs	22	87.05	66.64	111.59	30	110.64	92.33	133.38	886	804	10.2 %
126 - 300 lbs	127	112.48	85.01	140.00	117	126.09	87.64	154.26	3 670	3 706	-1.0 %
- 125 lbs	837	110.57	70.46	134.20	882	129.65	87.11	157.90	22 379	22 562	-0.8 %

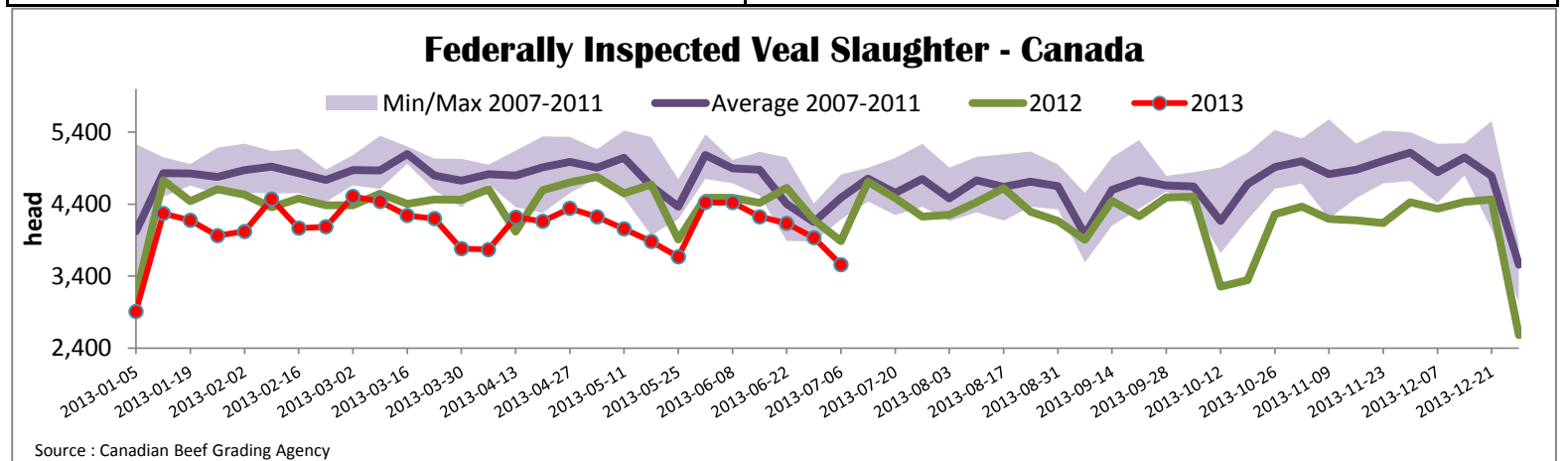
8

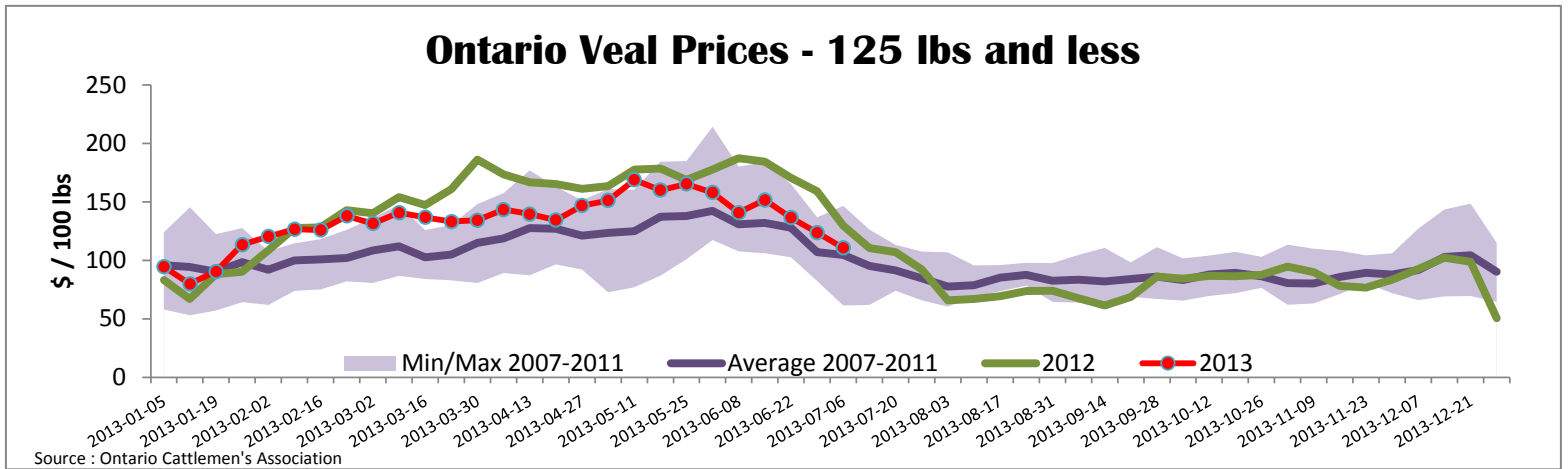
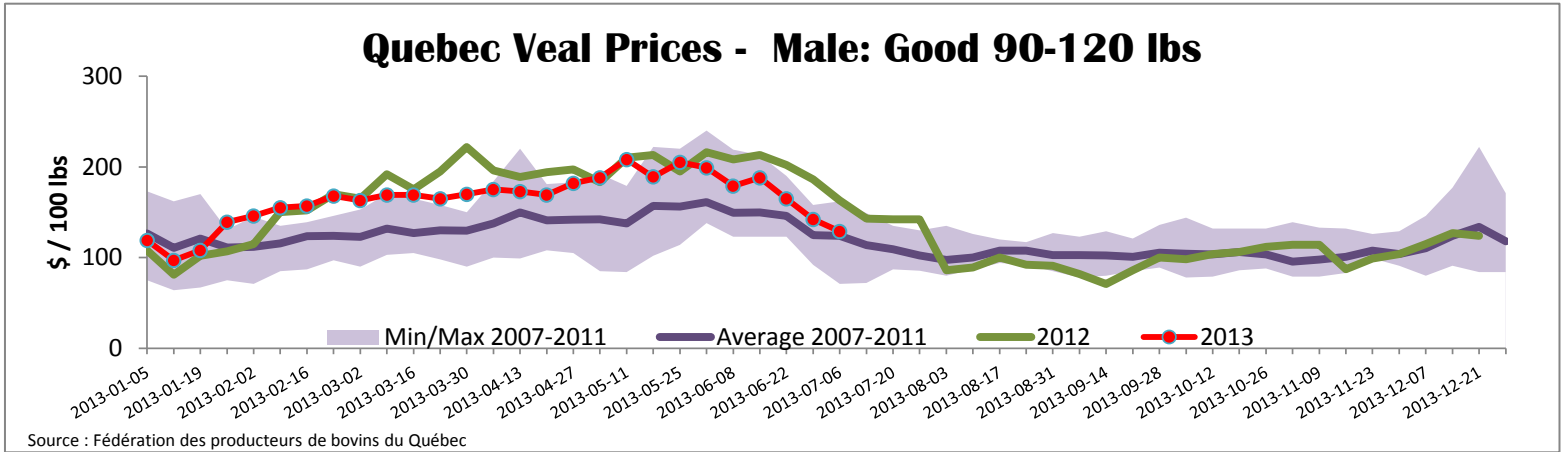
Federally Inspected Slaughter									
	Weekly			Year to date			Carcass Weight (lbs - January - April)		
	2013	2012	% chg	2013	2012	% chg	2013	2012	% chg
Ontario	634	509	24.6 %	16 191	17 168	-5.7 %	369	359	2.7 %
Quebec / Atlantic	2 925	3 376	-13.4 %	93 954	101 658	-7.6 %	304	300	1.4 %
Canada	3 559	3 885	-8.4 %	110 145	118 826	-7.3 %	311	307	1.2 %

Source: Canadian Beef Grading Agency Source: CFIA

Exports				Imports					
Total veal (tonnes)	Jan. 1 - May 31, 2013			Total veal (tonnes)	Jan. 1 - July 6, 2013				
	2013	2012	% chg		2013	2012	% chg		
United States	705	1 171	-39.8 %	United States	454	617	-26.5 %		
United Arab Emirates	57	43	32.9 %	Australia	419	589	-28.8 %		
Russia	15	26	-41.3 %	New Zealand	33	33	0.3 %		
Others	12	29	-58.6 %	Mexico	15	0			
Total	789	1 268	-37.8 %	Total	920	1 239	-25.7 %		
Live calves (head)	Jan. 1 - May 31			For the period Jan. 1 - May 31			Live calves (head)		
	272	753		2013	2012		17 413	20 009	

Source: Statistics Canada Source: CFIA





United States										
Week ending July 6, 2013										
Federally Inspected Slaughter							Northeast and North Central U.S. Wholesale Price			
	Weekly			Year to date			\$/100 lbs			
	2013	2012	% chg	2013	2012	% chg	Simple avg	Min	Max	
Milk-fed or nature *							307 Rack, Ribeye, Boneless	2 250.00	2 250.00	2 250.00
North East	2 771	2 697	2.7 %	87 585	84 353	3.8 %	332 Loin, Trimmed 4x4	610.00	595.00	625.00
North Central	2 212	2 195	0.8 %	64 992	90 222	-28.0 %	1336 Leg slice, Retail	937.50	750.00	1 125.00
Total	4 983	4 892	1.9 %	152 577	174 575	-12.6 %	1312 Osso Buco, Fore Shank	955.00	815.00	1 095.00
Other calves	6 017	8 266	-27.2 %	221 548	191 333	15.8 %	Shoulder Clod, Chuck	570.00	495.00	645.00
Total	11 000	13 158	-16.4 %	374 125	365 908	2.2 %				
							Source : USDA			
Production							Pennsylvania Vintage Calf Auction			
Calves (million lbs)	1.6	1.9	-15.8 %	55.4	60	-7.7 %	Graded Holstein Bull Calves			July 1, 2013
Live weight (lbs)	249	239	4.2 %				\$/ 100 lbs	Min	Max	
Dressed weight (lbs)	147	142	3.5 %							
							Source : USDA			
Northeast and North Central										
(Veal Carcass, Special fed * (Hide off, 255-315 lbs))							\$/ 100 lbs	Average	Min	Max
* Special fed : milk fed, nature								358.41	332.00	370.00
							Number 1	111 - 122 lbs	118.00	130.00
								95 - 103 lbs	145.00	154.00
								83 - 90 lbs	87.00	115.00
							Number 2	113 - 114 lbs	134.00	137.00
								95 - 103 lbs	142.00	155.00
								90 lbs	115.00	117.00
								72 - 84 lbs	40.00	85.00
							Number 3	90 - 108 lbs	70.00	82.00
								75 - 83 lbs	40.00	58.00