



Veal Supply at a Glance - Canada

For week ending December 14, 2013

Quebec Live Auction											
Dairy Calves	2013				2012				Volume (YTD)		
	Number (head)	Price (\$ / 100 lbs)			Number (head)	Price (\$ / 100 lbs)			head		
Male		Average	Min	Max		Average	Min	Max	2013	2012	% chg
Good 90 -120 lbs	865	172.00	150.00	197.00	1012	127.00	105.00	150.00	41 520	42 753	-2.9 %
Good 121 - 140 lbs	181	171.00	140.00	195.00	223	127.00	106.00	145.00	9 565	8 802	8.7 %
Average 90 - 140 lbs	419	125.00	85.00	160.00	326	95.00	65.00	126.00	21 252	18 538	14.6 %
Misc. - All weights	536	28.00	9.00	80.00	333	32.00	15.00	60.00	21 033	16 426	28.0 %
Female											
Good 90 -120 lbs	87	148.00	100.00	195.00	80	119.00	100.00	145.00	4 165	3 661	13.8 %
A2 Grain fed veal calves (hide off)	1287	256.50	n/a	n/a	1414	206.00	n/a	n/a	66 889	72 388	-7.6 %
596 lbs live - (325-353 lbs hide off)											

Source: Fédération des producteurs de bovins du Québec

Ontario Live Auction											
	2013				2012				Volume (YTD)		
	Number (head)	Price (\$ / 100 lbs)			Number (head)	Price (\$ / 100 lbs)			head		
		Average	Min	Max		Average	Min	Max	2013	2012	% chg
+ 600 lbs	600	131.13	113.69	153.18	667	105.55	92.60	119.69	26 780	27 374	-2.2 %
451 - 600 lbs	93	112.78	91.73	128.80	64	89.25	67.05	108.55	2 328	2 530	-8.0 %
301 - 450 lbs	79	115.70	79.37	149.29	35	107.80	80.53	119.33	1 724	1 729	-0.3 %
126 - 300 lbs	183	118.94	83.99	166.15	136	93.83	66.89	120.46	6 722	6 728	-0.1 %
- 125 lbs	1222	138.24	108.04	169.05	872	102.36	71.27	125.55	43 420	41 942	3.5 %

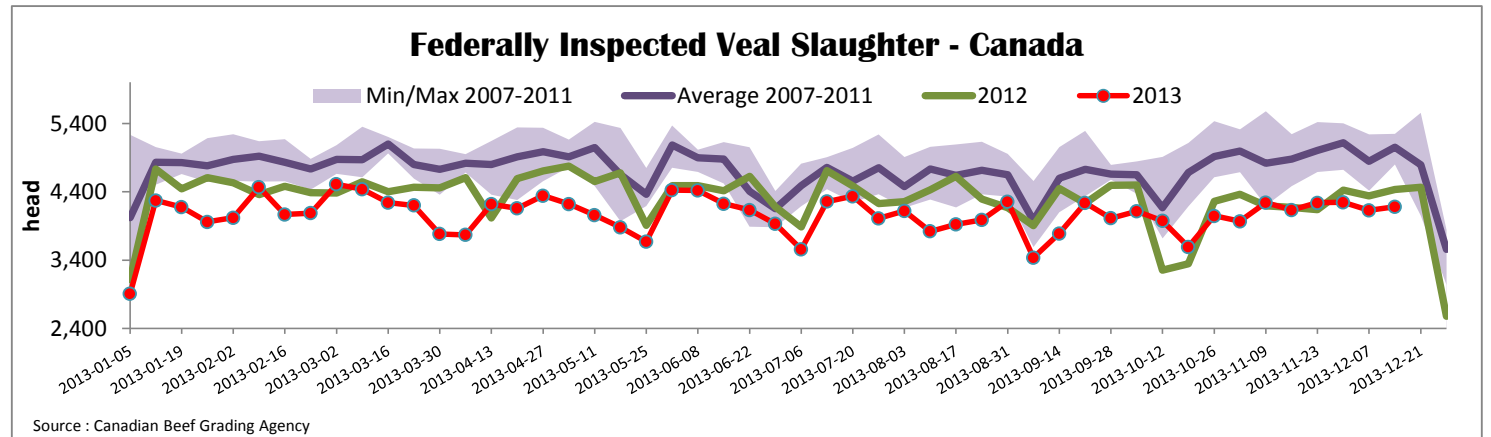
Source: Ontario Cattlemen's Association

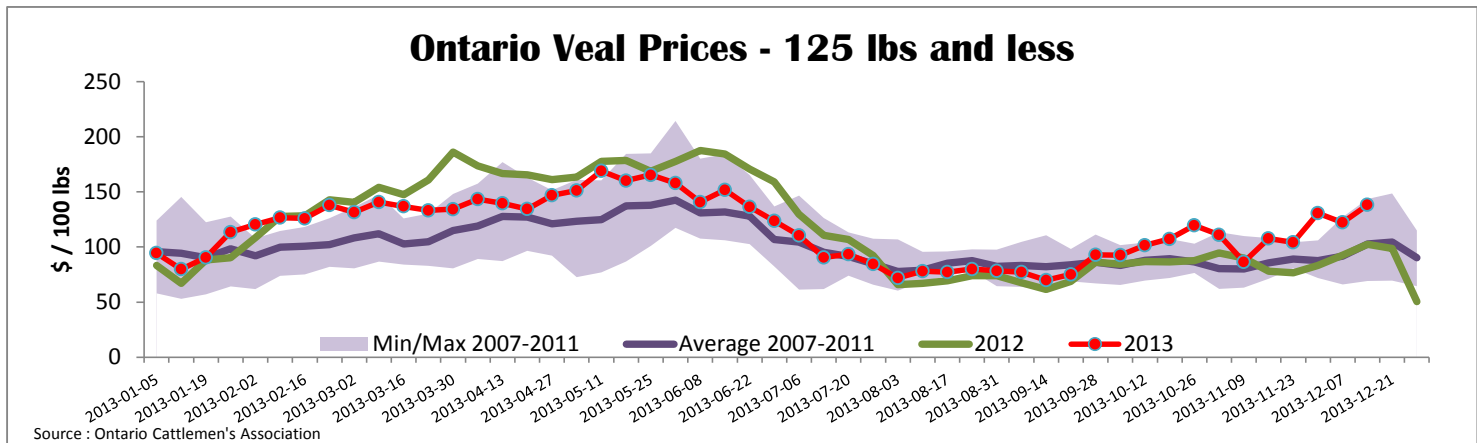
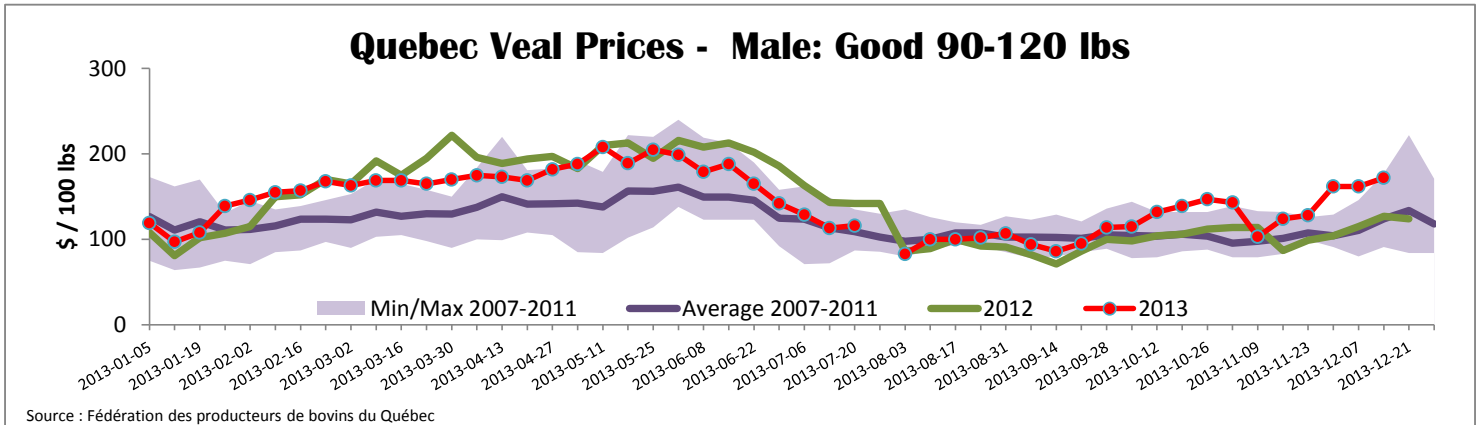
Federally Inspected Slaughter									
	Weekly			Year to date			Carcass Weight (lbs - January - Oct.)		
	2013	2012	% chg	2013	2012	% chg	2013	2012	% chg
Ontario	474	549	-13.7 %	27 945	30 423	-8.1 %	366	365	0.2 %
Quebec / Atlantic	3 707	3 885	-4.6 %	175 316	186 105	-5.8 %	302	302	-0.1 %
Canada	4 181	4 434	-5.7 %	203 261	216 528	-6.1 %	312	312	0.1 %

Source : Canadian Beef Grading Agency Source: CFIA

Exports				Imports			
Total veal (tonnes)	Jan. 1 - Oct. 31, 2013			Total veal (tonnes)	Jan. 1 - Dec. 14, 2013		
	2013	2012	% chg		2013	2012	% chg
United States	1 380	2 120	-34.9 %	United States	910	1 214	-25.0 %
United Arab Emirates	96	81	19.1 %	Australia	737	905	-18.6 %
Russia	15	44	-66.1 %	New Zealand	910	894	1.8 %
Others	34	53	-35.7 %	Mexico	15	0	
Total	1 525	2 298	-33.6 %	Total	2 572	3 013	-14.6 %
Live calves (head)	Jan. 1 - Oct. 31			For the period Jan. 1 - Oct. 31			
	281	1936		Live calves (head)	2013	2012	
					32 706	35 674	

Source: Statistics Canada Source: CFIA





United States										
Week ending December 14, 2013										
Federally Inspected Slaughter							Northeast and North Central U.S. Wholesale Price			
	Weekly			Year to date			\$/100 lbs	Simple avg	Min	Max
	2013	2012	% chg	2013	2012	% chg				
Milk-fed or nature *							307 Rack, Ribeye, Boneless	2 350.00	2 350.00	2 350.00
North East	3 927	3 714	5.7 %	161 286	158 001	2.1 %	332 Loin, Trimmed 4x4	612.50	575.00	650.00
North Central	3 202	3 131	2.3 %	124 568	144 051	-13.5 %	1336 Leg slice, Retail	942.50	760.00	1 125.00
Total	7 129	6 845	4.1 %	285 854	302 052	-5.4 %	1312 Osso Buco, Fore Shank	904.50	699.00	1 110.00
Other calves	7 871	9 590	-17.9 %	431 125	422 984	1.9 %	Shoulder Clod, Chuck	570.00	495.00	645.00
Total	15 000	16 435	-8.7 %	716 979	725 036	-1.1 %	Source : USDA			
Production							Pennsylvania Vintage Calf Auction			
Calves (million lbs)	2.2	2.4	-8.3 %	101.2	107.7	-6.0 %	Graded Holstein Bull Calves			
Live weight (lbs)	256	251	2.0 %				\$/ 100 lbs			
Dressed weight (lbs)	150	148	1.4 %				Min Max			
Source : USDA										
Northeast and North Central										
(Veal Carcass, Special fed * (Hide off, 255-315 lbs))										
* Special fed : milk fed, nature										
							\$/ 100 lbs	Average	Min	Max
							362.02	342.00	375.00	
							Number 1	122 lbs	142.00	142.00
								103 - 111 lbs	152.00	162.00
							Number 2	114 lbs	152.00	152.00
								95 - 103 lbs	163.00	168.00
								90 lbs	148.00	148.00
								84 lbs	117.00	117.00
							Number 3	110 lbs	117.00	117.00
								95 lbs	122.00	135.00
								83 - 85 lbs	85.00	95.00
								74 lbs	40.00	40.00