

Veal Supply at a Glance - Canada

For week ending May 7, 2022

Quebec Live Auction											
	Number	2022			Number	2021			Volume (YTD)		
		Price (\$ / 100 lbs)				Price (\$ / 100 lbs)			head		
Dairy Calves	(head)	Average	Min	Max	(head)	Average	Min	Max	2022	2021	% chg
Holstein Male											
Good 90 -120 lbs	395	205.00	150.00	250.00	570	172.00	140.00	200.00	7 871	8 798	-10.5 %
Good 121 - 140 lbs	152	213.00	170.00	250.00	226	173.00	150.00	200.00	3 133	3 381	-7.3 %
Average 90 - 140 lbs	438	155.00	100.00	210.00	291	130.00	90.00	160.00	7 344	7 376	-0.4 %
Misc. - All weights	244	63.00	20.00	135.00	167	62.00	25.00	110.00	3 082	3 495	-11.8 %
Holstein Female											
Good 90 -120 lbs	58	150.00	90.00	220.00	57	126.00	90.00	205.00	743	811	-8.4 %
Other milk breeds (all weights)	10	79.00	40.00	130.00	23	74.00	20.00	120.00	308	407	-24.3 %
Crossbreeds dairy-butcher (all weights)	431	328.00	220.00	405.00	402	399.00	205.00	520.00	8 237	6 719	22.6 %
A2 Grain fed veal cattle (hide off)	1 414	300.00	n/a	n/a	1 646	233.00	n/a	n/a	25 881	28 580	-9.4 %
688 lbs live / 375-419 lbs hide off											

Source: Les producteurs de bovins du Québec

Ontario Live Auction											
	Number	2022			Number	2021			Volume (YTD)		
		Price (\$ / 100 lbs)				Price (\$ / 100 lbs)			head		
	(head)	Average	Min	Max	(head)	Average	Min	Max	2022	2021	% chg
+ 600 lbs	761	148.42	130.88	165.17	891	111.44	101.81	122.86	11 639	11 953	-2.6 %
451 - 600 lbs	38	117.28	102.89	137.75	36	95.16	79.93	112.79	665	623	6.7 %
301 - 450 lbs	30	145.85	113.28	191.08	57	133.63	93.47	180.48	613	640	-4.2 %
126 - 300 lbs	110	174.74	131.76	270.16	109	150.13	98.50	274.24	2 651	2 072	27.9 %
- 125 lbs	875	201.43	130.13	334.61	713	194.90	116.16	418.78	14 140	14 005	1.0 %

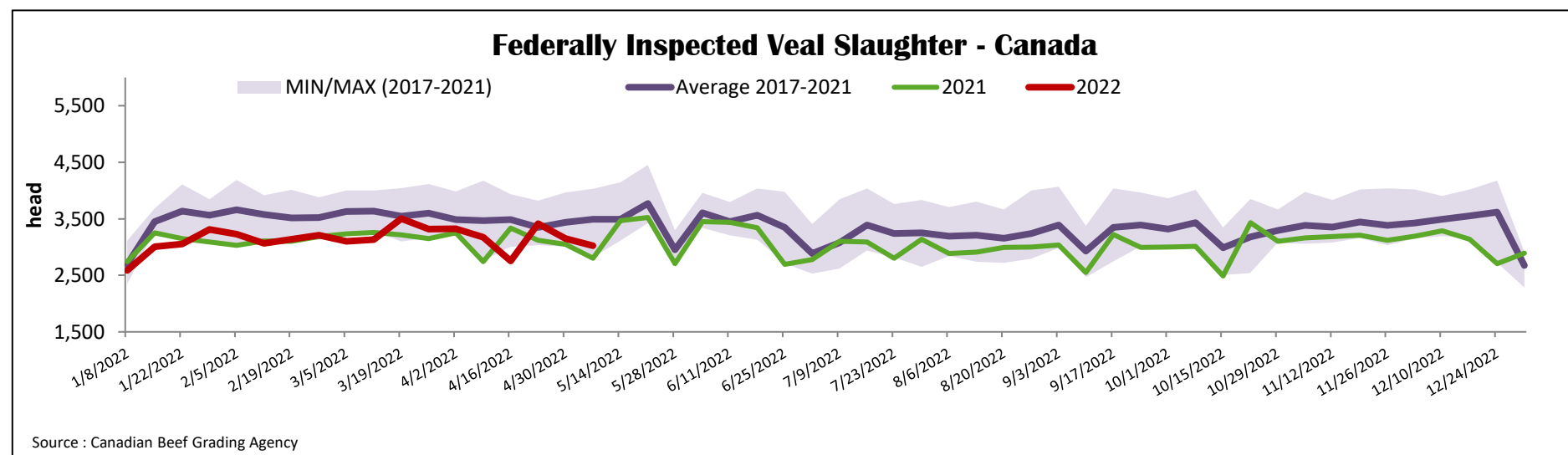
Source: Beef Farmers of Ontario

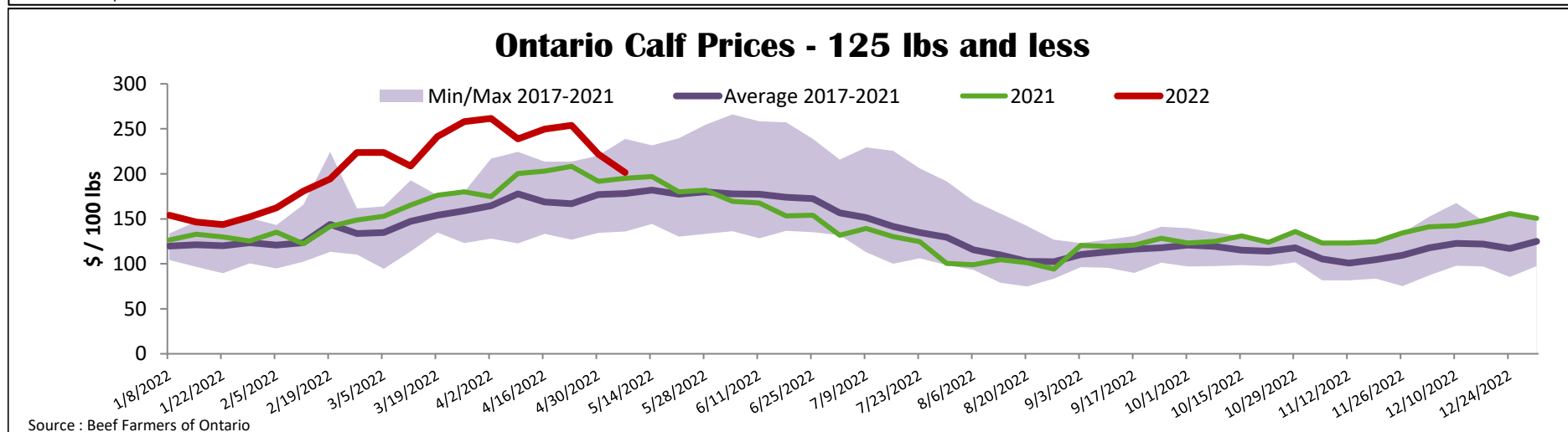
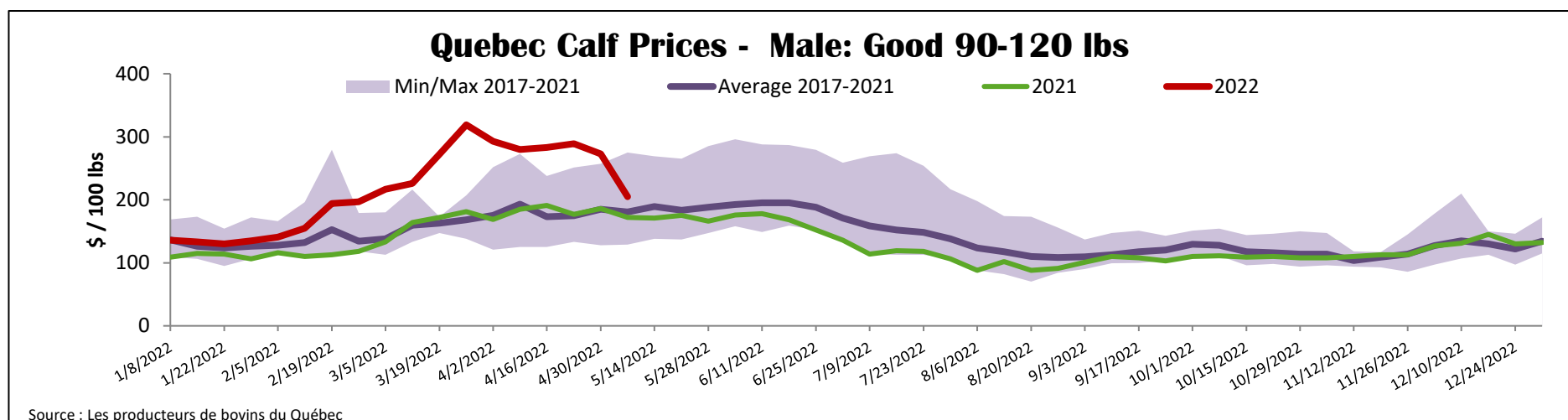
Federally Inspected Slaughter											
	2022	Weekly		% chg	2022	Year to date		% chg	Carcass Weight lbs (Jan-Mar)		
		2022	2021			2022	2021		% chg	2022	2021
Quebec	3 027		2 639	14.7 %	56 494		55 240	2.3 %	356	355	0.4 %
Rest of Canada	0		165	-	0		560	-	-	-	-
Canada	3 027		2 804	8.0 %	56 494		55 800	1.2 %	356	347	2.4 %

Source: Canadian Beef Grading Agency / Source: Canadian Food Inspection Agency (CFIA)

Domestic Exports					Imports				
Total veal (tonnes)	Jan. 1 - March 31, 2022				Total veal (tonnes)	Jan. 1 - May 7, 2022			
	2022	2021	% chg			2022	2021	% chg	
United States	901	800	12.6 %		New Zealand	139	386	-64.1 %	
United Arab Emirates	51	40	27.2 %		United States	171	253	-32.5 %	
Japan	0	0	-		Australia	0	0	-	
Others	0	0	-		EU-27				
Total	952	840	13.3 %		Netherlands	152	114	32.6 %	
					Others	59	129	-53.8 %	
					EU-27 total	211	243	-13.1 %	
					Others	0	49	-	
					Total	520	931	-44.1 %	

Source: Statistics Canada / Source: CFIA





United States										
Week ending April 30, 2022										
Federally Inspected Slaughter						Northeast and North Central U.S. Wholesale Price				
Weekly			Year to date			**November 2021 Wholesale Price				
	2022	2021	% chg	2022	2021	% chg	\$/100 lbs	Simple avg	Min	Max
Milk-fed or nature							307 Rack, Ribeye	N/A	N/A	N/A
North East & North Central*	2 906	2 456	18.3 %	50 380	49 844	1.1 %	332 Loin, Trimmed 4x4	610.00	525.00	695.00
Other calves	3 693	3 516	5.0 %	70 490	71 488	-1.4 %	1336 Leg slice, Retail	937.50	825.00	1 050.00
	6 599	5 972	10.5 %	120 870	121 332	-0.4 %	1312 Osso Buco, Foreshank	772.50	695.00	850.00
Production							Shoulder Clod, Chuck	700.00	650.00	750.00
Calves (million lbs)	1.1	0.9	22.2 %	17.9	17.7	1.1 %	**Please note the whole sale price has been discontinued as of Dec. 7 2021			
Live weight (lbs)	275	254	8.3 %	Source : USDA						
Dressed weight (lbs)	161	149	8.1 %	Source : USDA						
North East & North Central						Pennsylvania Calf Auction				
(Veal Carcass, Hot Basis – Paid to Producer (Hide off, 255-315 lbs))						Graded Holstein Bull Calves* April 30, 2022				
Special fed : milk fed, nature						\$/ 100 lbs				
\$US / 100 lbs						Weight Head Min Max				
Non-Packer & Packers Owned						Number 1				
Weighted Average Min Max						- 89 lbs 24 145.00 220.00				
400.00 407.00 403.79						90 - 120 lbs 163 100.00 280.00				
						+ 120 lbs 11 130.00 220.00				
						Beef Cross 64 210.00 400.00				
						Number 2				
						- 100 lbs 94 60.00 225.00				
						+ 100 lbs 76 110.00 240.00				
						Beef Cross 25 200.00 335.00				
						Number 3				
						- 100 lbs 100 12.00 195.00				
						+ 100 lbs 34 40.00 175.00				
						Beef Cross 0 0.00 0.00				
Source : USDA						* Does not include all head sold				
Source : USDA						Source : USDA				