

Veal Supply at a Glance - Canada

For week ending June 11, 2022

Quebec Live Auction											
	2022				2021				Volume (YTD)		
	Number (head)	Price (\$ / 100 lbs)			Number (head)	Price (\$ / 100 lbs)			head		
Dairy Calves		Average	Min	Max		Average	Min	Max	2022	2021	% chg
Holstein Male											
Good 90 -120 lbs	548	278.00	220.00	310.00	462	178.00	160.00	195.00	10 328	11 216	-7.9 %
Good 121 - 140 lbs	196	265.00	220.00	290.00	151	178.00	165.00	195.00	3 970	4 279	-7.2 %
Average 90 - 140 lbs	288	220.00	150.00	280.00	536	150.00	115.00	180.00	9 049	9 631	-6.0 %
Misc. - All weights	110	90.00	10.00	175.00	192	56.00	20.00	120.00	3 916	4 513	-13.2 %
Holstein Female											
Good 90 -120 lbs	65	216.00	130.00	355.00	38	135.00	110.00	175.00	977	1 045	-6.5 %
Other milk breeds (all weights)	15	144.00	20.00	240.00	24	101.00	60.00	160.00	386	527	-26.8 %
Crossbreeds dairy-butcher (all weights)	390	415.00	275.00	500.00	409	305.00	170.00	395.00	10 451	8 746	19.5 %
A2 Grain fed veal cattle (hide off)	1 278	300.00	n/a	n/a	1,248	233.00	n/a	n/a	32 115	35 173	-8.7 %
688 lbs live / 375-419 lbs hide off											

Source: Les producteurs de bovins du Québec

Ontario Live Auction											
	2022				2021				Volume (YTD)		
	Number (head)	Price (\$ / 100 lbs)			Number (head)	Price (\$ / 100 lbs)			head		
		Average	Min	Max		Average	Min	Max	2022	2021	% chg
+ 600 lbs	658	152.05	133.64	166.77	657	111.97	97.68	126.32	14 987	15 579	-3.8 %
451 - 600 lbs	38	125.69	114.55	139.03	28	99.91	90.32	114.25	824	790	4.3 %
301 - 450 lbs	22	129.39	105.11	160.00	24	131.44	98.14	156.40	769	802	-4.1 %
126 - 300 lbs	96	183.18	109.05	306.84	108	160.23	103.47	251.73	3 233	2 646	22.2 %
- 125 lbs	710	263.01	164.12	435.83	840	167.67	111.39	310.84	18 043	18 158	-0.6 %

Source: Beef Farmers of Ontario

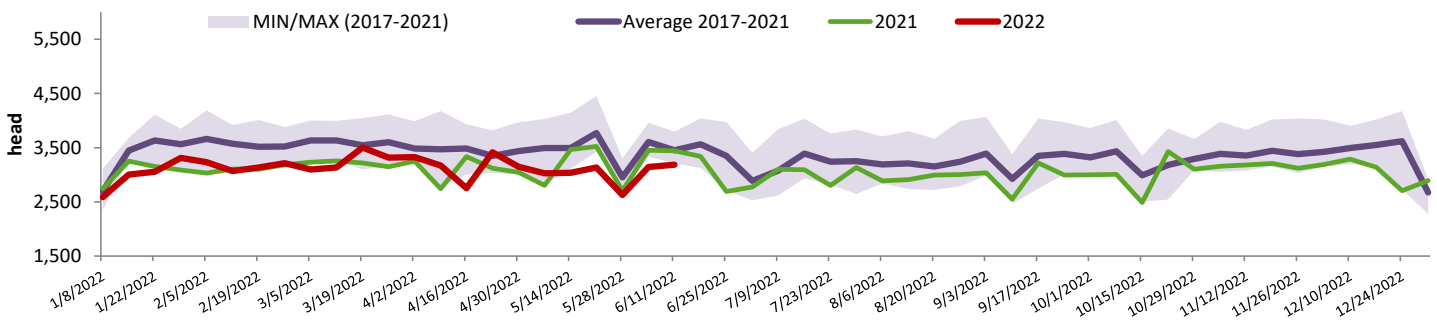
Federally Inspected Slaughter									
	Weekly			Year to date			Carcass Weight lbs (Jan-Apr)		
	2022	2021	% chg	2022	2021	% chg	2022	2021	% chg
Quebec	3 185	3 440	-7.4 %	71 619	71 828	-0.3 %	356	355	0.2 %
Rest of Canada	0	0	-	0	560	-	-	-	-
Canada	3 185	3 440	-7.4 %	71 619	72 388	-1.1 %	356	347	2.4 %

Source: Canadian Beef Grading Agency / Source: Canadian Food Inspection Agency (CFIA)

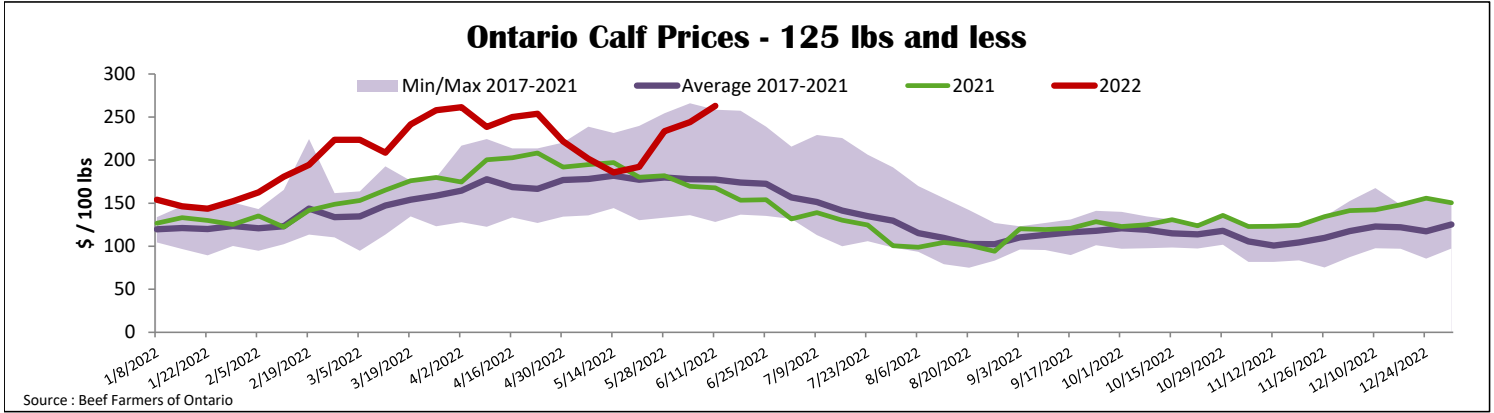
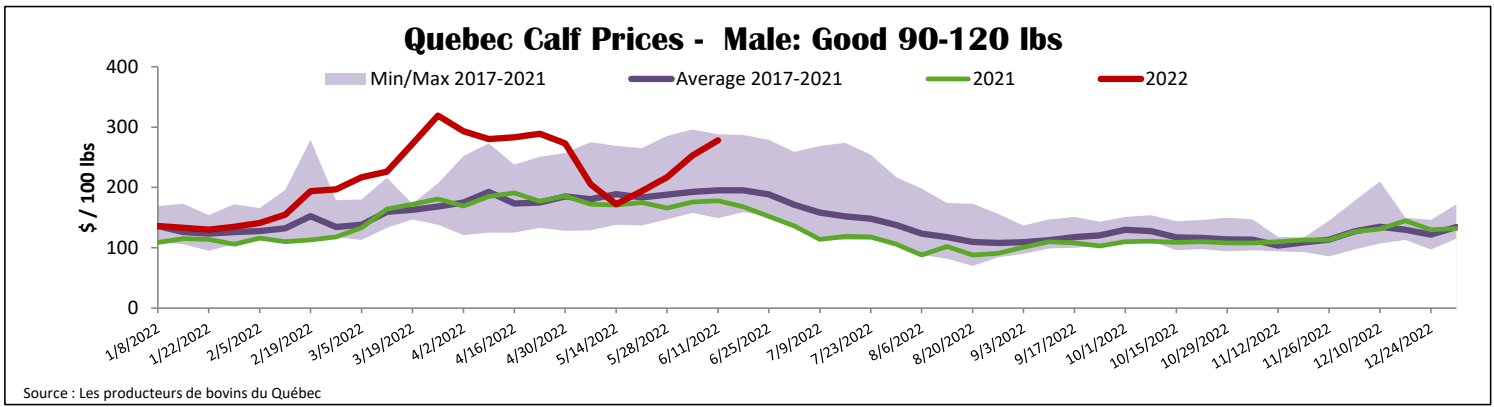
Domestic Exports					Imports				
Jan. 1 - April 30, 2022					Jan. 1 - June 11, 2022				
	2022	2021	% chg			2022	2021	% chg	
Total veal (tonnes)					Total veal (tonnes)				
United States	1 148	1 115	2.9 %		United States	211	297	-28.9 %	
United Arab Emirates	65	52	25.8 %		New Zealand	139	386	-64.1 %	
Japan	0	0	-		Australia	0	24	-	
Others	3	0	-		EU-27				
Total	1 216	1 167	4.2 %		Netherlands	282	173	62.7 %	
					Others	74	160	-54.1 %	
					EU-27 total	355	334	6.5 %	
					Others	0	25	-98.7 %	
					Total	705	1 065	-33.8 %	

Source: Statistics Canada / Source: CFIA

Federally Inspected Veal Slaughter - Canada



Source: Canadian Beef Grading Agency



United States						
Week ending June 4, 2022						
Federally Inspected Slaughter				Pennsylvania Calf Auction		
	Weekly			Year to date		
Milk-fed or nature	2022	2021	% chg	2022	2021	% chg
North East & North Central*	2 800	1 899	47.4 %	64 723	61 398	5.4 %
Other calves	3 274	4 421	-25.9 %	87 730	90 834	-3.4 %
	6 074	6 320	-3.9 %	152 453	152 232	0.1 %
Production						
Calves (million lbs)	0.9	0.8	12.5 %	22.8	22.1	3.2 %
Live weight (lbs)	262	219	19.6 %			
Dressed weight (lbs)	153	127	20.5 %			
Source : USDA						
North East & North Central						
(Veal Carcass, Hot Basis – Paid to Producer (Hide off, 255-315 lbs))						
Special fed : milk fed, nature						
\$US / 100 lbs	Weighted Average			Min	Max	
Non-Packer & Packers Owned	410.00			418.00	412.84	
Source : USDA						
Graded Holstein Bull Calves*						
June 11, 2022						
	Weight	Head	\$ / 100 lbs			
			Min	Max		
Number 1	- 89 lbs	14	150.00	220.00		
	90 - 120 lbs	100	50.00	320.00		
	+ 120 lbs	9	155.00	210.00		
	Beef Cross	44	185.00	385.00		
Number 2	- 100 lbs	53	80.00	210.00		
	+ 100 lbs	54	105.00	227.00		
	Beef Cross	10	130.00	190.00		
Number 3	- 100 lbs	78	20.00	170.00		
	+ 100 lbs	31	35.00	170.00		
	Beef Cross	0	0.00	0.00		
* Does not include all head sold						
Source : USDA						