

## Veal Supply at a Glance - Canada

For week ending July 2, 2022

Quebec Live Auction											
	Number	2022			Number	2021			Volume (YTD)		
		Price ( \$ / 100 lbs)				Price ( \$ / 100 lbs)			head		
Dairy Calves	(head)	Average	Min	Max	(head)	Average	Min	Max	2022	2021	% chg
Holstein Male											
Good 90 -120 lbs	456	295.00	270.00	315.00	521	136.00	110.00	165.00	11 835	12 689	-6.7 %
Good 121 - 140 lbs	152	283.00	260.00	315.00	165	139.00	110.00	155.00	4 471	4 792	-6.7 %
Average 90 - 140 lbs	438	253.00	200.00	300.00	505	105.00	55.00	145.00	10 204	11 322	-9.9 %
Misc. - All weights	218	93.00	20.00	220.00	238	43.00	20.00	80.00	4 454	5 281	-15.7 %
Holstein Female											
Good 90 -120 lbs	45	236.00	170.00	270.00	79	90.00	35.00	175.00	1 111	1 221	-9.0 %
Other milk breeds (all weights)	15	105.00	30.00	220.00	30	39.00	18.00	85.00	429	613	-30.0 %
Crossbreeds dairy-butcher (all weights)	549	413.00	280.00	530.00	461	333.00	195.00	420.00	12 004	10 155	18.2 %
A2 Grain fed veal cattle (hide off)	1 280	302.00	n/a	n/a	1,504	233.00	n/a	n/a	35 932	39 303	-8.6 %
688 lbs live / 375-419 lbs hide off											

Source: Les producteurs de bovins du Québec

Ontario Live Auction											
	Number	2022			Number	2021			Volume (YTD)		
		Price ( \$ / 100 lbs)				Price ( \$ / 100 lbs)			head		
	(head)	Average	Min	Max	(head)	Average	Min	Max	2022	2021	% chg
+ 600 lbs	573	154.78	137.84	171.93	634	114.60	102.40	130.07	16 936	17 664	-4.1 %
451 - 600 lbs	32	141.48	125.87	152.62	31	105.61	85.48	120.19	933	893	4.5 %
301 - 450 lbs	18	152.69	126.72	202.33	26	115.87	80.86	150.59	821	876	-6.3 %
126 - 300 lbs	97	236.53	166.20	358.91	129	117.92	77.29	213.92	3 606	3 020	19.4 %
- 125 lbs	820	282.75	182.60	485.19	1 091	131.71	74.31	290.10	20 533	21 159	-3.0 %

Source: Beef Farmers of Ontario

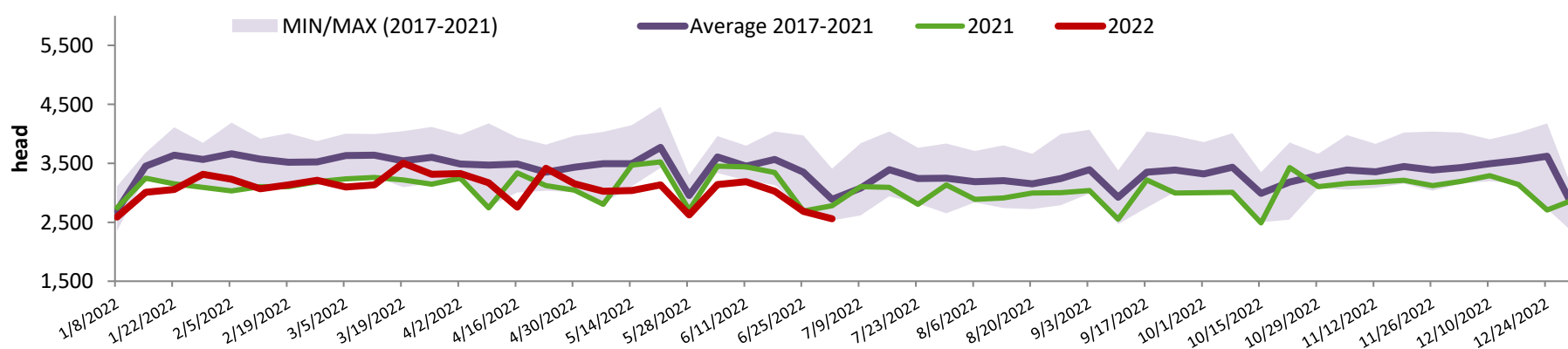
Federally Inspected Slaughter									
	Weekly			Year to date			Carcass Weight lbs (Jan-Apr)		
	2022	2021	% chg	2022	2021	% chg	2022	2021	% chg
Quebec	2 559	2 777	-7.9 %	79 891	80 638	-0.9 %	356	355	0.2 %
Rest of Canada	0	0	-	0	560	-	-	-	-
<b>Canada</b>	<b>2 559</b>	<b>2 777</b>	<b>-7.9 %</b>	<b>79 891</b>	<b>81 198</b>	<b>-1.6 %</b>	<b>356</b>	<b>347</b>	<b>2.4 %</b>

Source: Canadian Beef Grading Agency / Source: Canadian Food Inspection Agency (CFIA)

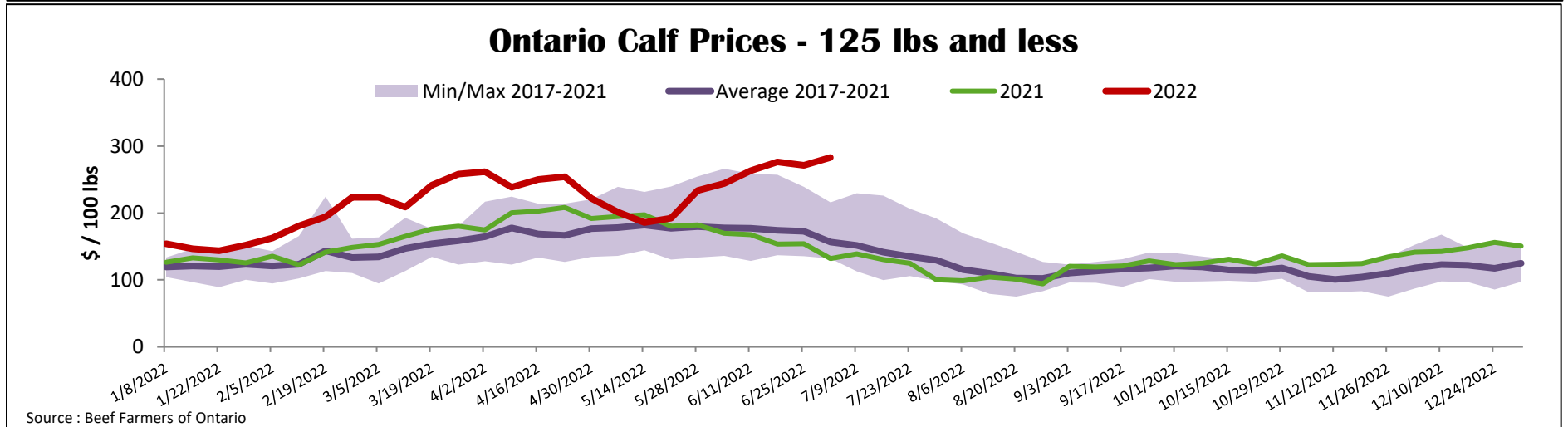
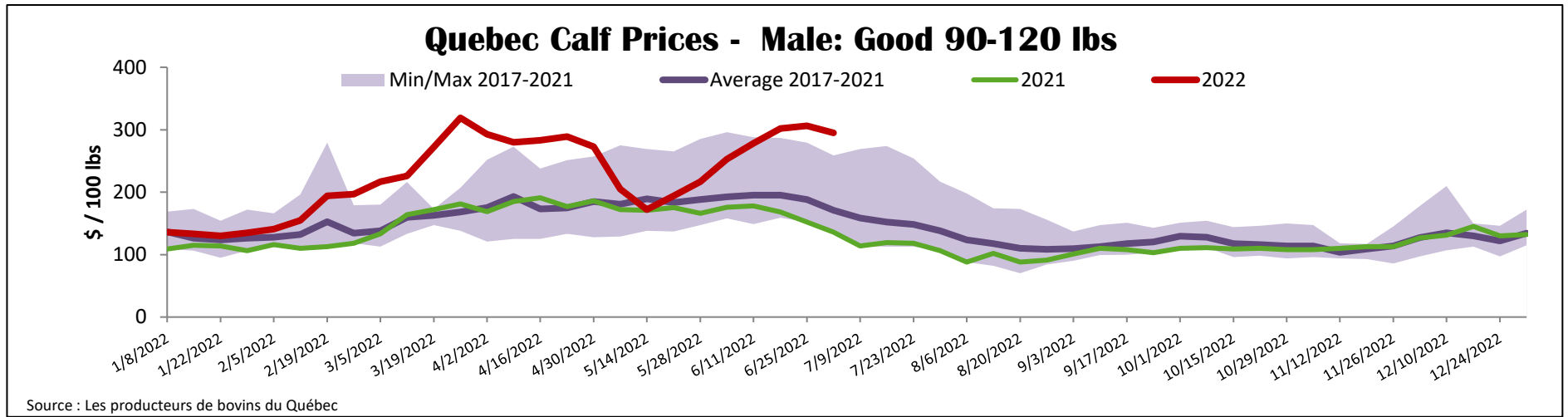
Domestic Exports					Imports				
Total veal (tonnes)	Jan. 1 - May 31, 2022	2022	2021	% chg	Total veal (tonnes)	Jan. 1 - July 2, 2022	2022	2021	% chg
United States		1 468	1 769	-17.0 %	United States		233	300	-22.4 %
United Arab Emirates		85	82	3.5 %	New Zealand		139	386	-64.1 %
Japan		0	0	-	Australia		0	24	-
Others		3	4	-	<b>EU-27</b>				
<b>Total</b>		<b>1 556</b>	<b>1 854</b>	<b>-16.1 %</b>	Netherlands		256	196	30.5 %
					Others		92	188	-51.1 %
					<b>EU-27 total</b>		<b>348</b>	<b>384</b>	<b>-9.4 %</b>
					Others		1	25	-96.7 %
					<b>Total</b>		<b>721</b>	<b>1 120</b>	<b>-35.6 %</b>

Source: Statistics Canada / Source: CFIA

## Federally Inspected Veal Slaughter - Canada



Source: Canadian Beef Grading Agency



<b>United States</b>																																																																
Week ending June 25, 2022																																																																
<b>Federally Inspected Slaughter</b>				<b>Pennsylvania Calf Auction</b>																																																												
	Weekly		Year to date			Graded Holstein Bull Calves* July 2, 2022																																																										
Milk-fed or nature	<b>2022</b>	<b>2021</b>	% chg	<b>2022</b>	<b>2021</b>	% chg																																																										
North East & North Central*	2 905	2 425	19.8 %	73 074	68 499	6.7 %																																																										
Other calves	3 743	4 727	-20.8 %	99 071	104 832	-5.5 %																																																										
	<b>6 648</b>	<b>7 152</b>	<b>-7.0 %</b>	<b>172 145</b>	<b>173 331</b>	<b>-0.7 %</b>																																																										
Production																																																																
Calves (million lbs)	1.1	0.9	22.2 %	25.9	24.8	4.4 %																																																										
Live weight (lbs)	272	227	19.8 %																																																													
Dressed weight (lbs)	159	132	20.5 %																																																													
Source : USDA																																																																
<b>North East &amp; North Central</b>																																																																
(Veal Carcass, Hot Basis – Paid to Producer (Hide off, 255-315 lbs))																																																																
Special fed : milk fed, nature																																																																
\$US / 100 lbs				Weighted Average	Min	Max																																																										
Non-Packer & Packers Owned				418.88	410.00	428.00																																																										
Source : USDA																																																																
				<table border="1" style="width: 100%; border-collapse: collapse;"> <thead> <tr> <th></th> <th>Weight</th> <th>Head</th> <th colspan="2" style="text-align: center;">\$ / 100 lbs</th> </tr> <tr> <th></th> <th></th> <th></th> <th>Min</th> <th>Max</th> </tr> </thead> <tbody> <tr> <td rowspan="3">Number 1</td> <td>- 89 lbs</td> <td>26</td> <td>140.00</td> <td>235.00</td> </tr> <tr> <td>90 - 120 lbs</td> <td>105</td> <td>150.00</td> <td>205.00</td> </tr> <tr> <td>+ 120 lbs</td> <td>6</td> <td>140.00</td> <td>180.00</td> </tr> <tr> <td rowspan="2">Beef Cross</td> <td></td> <td>55</td> <td>200.00</td> <td>355.00</td> </tr> <tr> <td></td> <td></td> <td></td> <td></td> </tr> <tr> <td rowspan="3">Number 2</td> <td>- 100 lbs</td> <td>48</td> <td>90.00</td> <td>200.00</td> </tr> <tr> <td>+ 100 lbs</td> <td>56</td> <td>130.00</td> <td>177.00</td> </tr> <tr> <td>Beef Cross</td> <td>11</td> <td>155.00</td> <td>260.00</td> </tr> <tr> <td rowspan="3">Number 3</td> <td>- 100 lbs</td> <td>80</td> <td>10.00</td> <td>170.00</td> </tr> <tr> <td>+ 100 lbs</td> <td>38</td> <td>25.00</td> <td>165.00</td> </tr> <tr> <td>Beef Cross</td> <td>2</td> <td>135.00</td> <td>135.00</td> </tr> </tbody> </table>				Weight	Head	\$ / 100 lbs					Min	Max	Number 1	- 89 lbs	26	140.00	235.00	90 - 120 lbs	105	150.00	205.00	+ 120 lbs	6	140.00	180.00	Beef Cross		55	200.00	355.00					Number 2	- 100 lbs	48	90.00	200.00	+ 100 lbs	56	130.00	177.00	Beef Cross	11	155.00	260.00	Number 3	- 100 lbs	80	10.00	170.00	+ 100 lbs	38	25.00	165.00	Beef Cross	2	135.00	135.00
	Weight	Head	\$ / 100 lbs																																																													
			Min	Max																																																												
Number 1	- 89 lbs	26	140.00	235.00																																																												
	90 - 120 lbs	105	150.00	205.00																																																												
	+ 120 lbs	6	140.00	180.00																																																												
Beef Cross		55	200.00	355.00																																																												
Number 2	- 100 lbs	48	90.00	200.00																																																												
	+ 100 lbs	56	130.00	177.00																																																												
	Beef Cross	11	155.00	260.00																																																												
Number 3	- 100 lbs	80	10.00	170.00																																																												
	+ 100 lbs	38	25.00	165.00																																																												
	Beef Cross	2	135.00	135.00																																																												
* Does not include all head sold																																																																
Source : USDA																																																																