

### Veal Supply at a Glance - Canada

For week ending July 9, 2022

Quebec Live Auction											
	Number	2022			Number	2021			Volume (YTD)		
		Price ( \$ / 100 lbs)				Price ( \$ / 100 lbs)			head		
Dairy Calves	(head)	Average	Min	Max	(head)	Average	Min	Max	2022	2021	% chg
Holstein Male											
Good 90 -120 lbs	472	223.00	140.00	285.00	599	114.00	100.00	130.00	12 307	13 288	-7.4 %
Good 121 - 140 lbs	142	214.00	150.00	270.00	206	115.00	100.00	130.00	4 613	4 998	-7.7 %
Average 90 - 140 lbs	553	177.00	100.00	250.00	482	89.00	60.00	125.00	10 757	11 804	-8.9 %
Misc. - All weights	200	110.00	30.00	200.00	287	44.00	20.00	80.00	4 654	5 568	-16.4 %
Holstein Female											
Good 90 -120 lbs	32	144.00	80.00	220.00	50	70.00	20.00	150.00	1 143	1 271	-10.1 %
Other milk breeds (all weights)	24	79.00	20.00	160.00	22	57.00	20.00	100.00	453	635	-28.7 %
Crossbreeds dairy-butcher (all weights)	544	328.00	190.00	445.00	468	400.00	280.00	520.00	12 548	10 623	18.1 %
A2 Grain fed veal cattle (hide off)	1 308	304.00	n/a	n/a	1,313	233.80	n/a	n/a	37 240	40 616	-8.3 %
688 lbs live / 375-419 lbs hide off											

Source: Les producteurs de bovins du Québec

Ontario Live Auction											
	Number	2022			Number	2021			Volume (YTD)		
		Price ( \$ / 100 lbs)				Price ( \$ / 100 lbs)			head		
	(head)	Average	Min	Max	(head)	Average	Min	Max	2022	2021	% chg
+ 600 lbs	676	160.64	143.27	176.97	699	118.16	105.13	133.79	17 612	18 363	-4.1 %
451 - 600 lbs	30	134.26	119.17	151.17	16	106.51	81.56	143.31	963	909	5.9 %
301 - 450 lbs	15	153.75	106.49	186.49	30	104.87	79.66	119.00	836	906	-7.7 %
126 - 300 lbs	142	184.04	118.53	310.68	153	113.08	79.29	213.82	3 748	3 173	18.1 %
- 125 lbs	815	328.58	128.58	328.58	876	139.15	74.20	420.97	21 348	22 035	-3.1 %

Source: Beef Farmers of Ontario

Federally Inspected Slaughter									
	Weekly			Year to date			Carcass Weight lbs (Jan-May)		
	2022	2021	% chg	2022	2021	% chg	2022	2021	% chg
Quebec	3 198	3 104	3.0 %	83 089	83 742	-0.8 %	356	356	-0.2 %
Rest of Canada	0	0	-	0	560	-	-	-	-
<b>Canada</b>	<b>3 198</b>	<b>3 104</b>	<b>3.0 %</b>	<b>83 089</b>	<b>84 302</b>	<b>-1.4 %</b>	<b>356</b>	<b>347</b>	<b>2.4 %</b>

Source : Canadian Beef Grading Agency

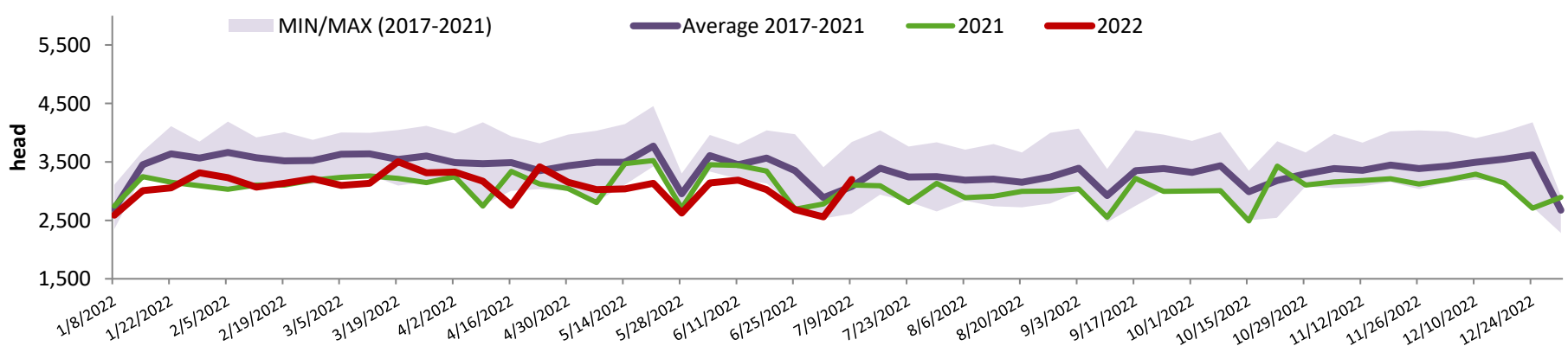
Source: Canadian Food Inspection Agency (CFIA)

Domestic Exports					Imports				
Total veal (tonnes)	Jan. 1 - May 31, 2022	2022	2021	% chg	Total veal (tonnes)	Jan. 1 - July 9, 2022	2022	2021	% chg
United States		1 468	1 769	-17.0 %	United States		292	321	-9.1 %
United Arab Emirates		85	82	3.5 %	New Zealand		139	386	-64.1 %
Japan		0	0	-	Australia		0	24	
Others		3	4	-	<b>EU-27</b>				
<b>Total</b>		<b>1 556</b>	<b>1 854</b>	<b>-16.1 %</b>	Netherlands		256	227	12.8 %
					Others		92	212	-56.7 %
					<b>EU-27 total</b>		<b>348</b>	<b>439</b>	<b>-20.7 %</b>
					Others		1	25	-96.7 %
					<b>Total</b>		<b>780</b>	<b>1 196</b>	<b>-34.8 %</b>

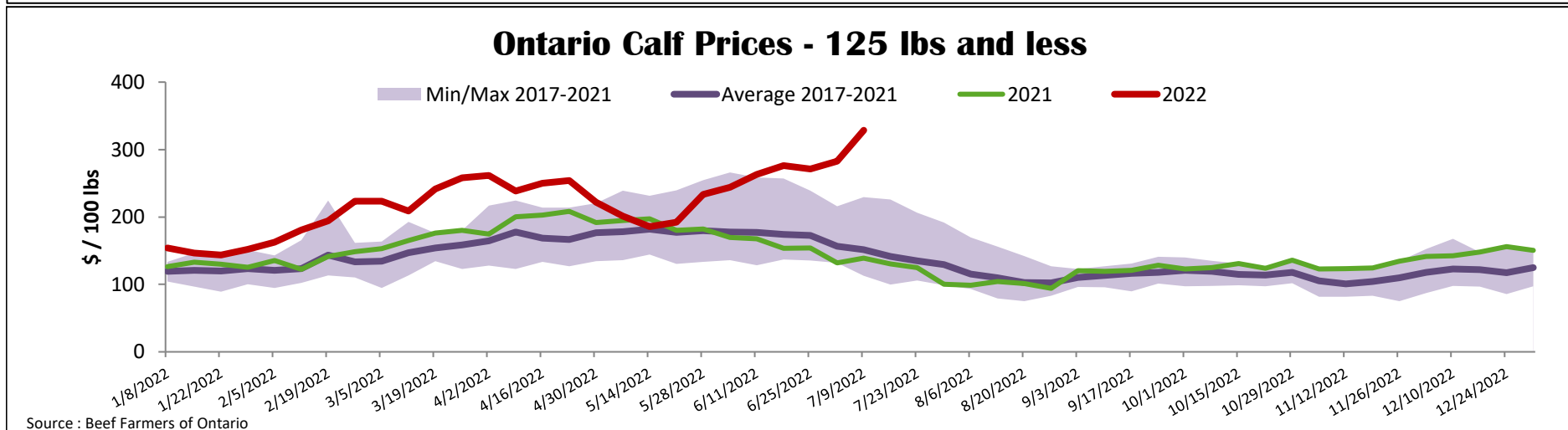
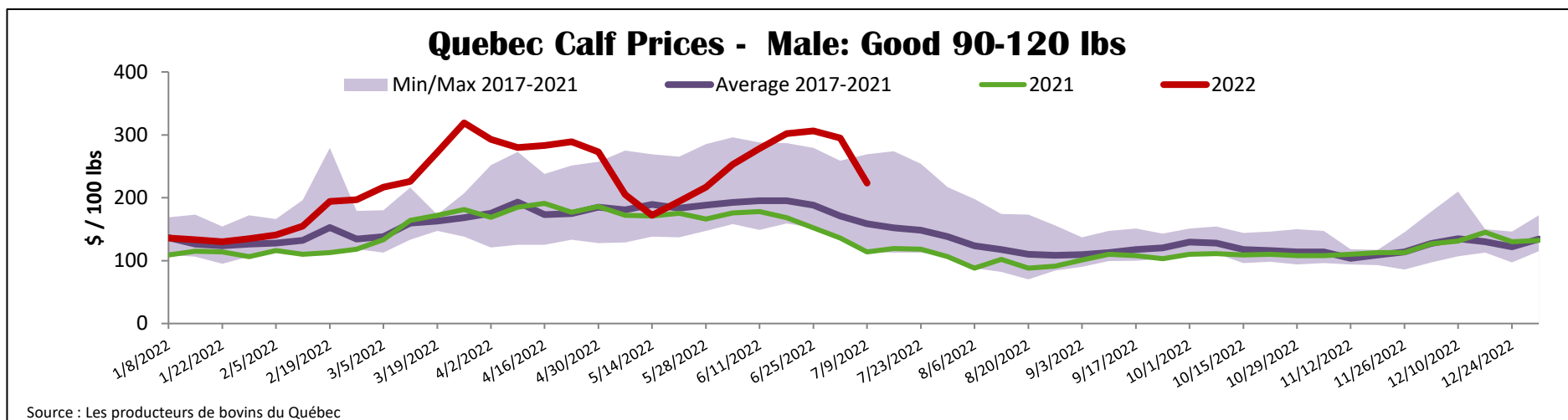
Source: Statistics Canada

Source: CFIA

### Federally Inspected Veal Slaughter - Canada



Source : Canadian Beef Grading Agency



<b>United States</b>												
Week ending July 2, 2022												
<b>Federally Inspected Slaughter</b>				<b>Pennsylvania Calf Auction</b>								
	Weekly			Year to date			Graded Holstein Bull Calves* July 9, 2022					
Milk-fed or nature	<b>2022</b>	<b>2021</b>	<b>% chg</b>	<b>2022</b>	<b>2021</b>	<b>% chg</b>						
North East & North Central*	2 395	2 054	16.6 %	75 469	70 553	7.0 %						
Other calves	3 798	4 999	-24.0 %	102 869	109 831	-6.3 %						
	<b>6 193</b>	<b>7 053</b>	<b>-12.2 %</b>	<b>178 338</b>	<b>180 384</b>	<b>-1.1 %</b>						
Production							\$/ 100 lbs					
Calves (million lbs)	0.9	0.8	12.5 %	26.8	25.6	4.7 %	Weight	Head	Min	Max		
Live weight (lbs)	258	204	26.5 %				Number 1	- 89 lbs	39	130.00	190.00	
Dressed weight (lbs)	151	118	28.0 %					90 - 120 lbs	144	135.00	330.00	
Source : USDA								+ 120 lbs	5	145.00	175.00	
<b>North East &amp; North Central</b>								Beef Cross	50	185.00	380.00	
(Veal Carcass, Hot Basis – Paid to Producer (Hide off, 255-315 lbs))								Number 2	- 100 lbs	71	60.00	192.00
Special fed : milk fed, nature								+ 100 lbs	52	105.00	185.00	
\$US / 100 lbs								Beef Cross	16	160.00	270.00	
Non-Packer & Packers Owned								Number 3	- 100 lbs	79	12.00	170.00
								+ 100 lbs	22	70.00	165.00	
								Beef Cross	3	100.00	140.00	
							* Does not include all head sold					
							Source : USDA					