

Veal Supply at a Glance - Canada

For week ending July 23, 2022

Quebec Live Auction											
	Number	2022			Number	2021			Volume (YTD)		
		Price (\$ / 100 lbs)				Price (\$ / 100 lbs)			head		
Dairy Calves	(head)	Average	Min	Max	(head)	Average	Min	Max	2022	2021	% chg
Holstein Male											
Good 90 -120 lbs	507	119.00	110.00	135.00	352	118.00	95.00	135.00	13 297	14 272	-6.8 %
Good 121 - 140 lbs	180	121.00	110.00	135.00	119	123.00	110.00	140.00	4 960	5 313	-6.6 %
Average 90 - 140 lbs	425	97.00	60.00	120.00	294	90.00	50.00	120.00	11 629	12 508	-7.0 %
Misc. - All weights	178	89.00	35.00	125.00	136	42.00	20.00	80.00	5 106	5 960	-14.3 %
Holstein Female											
Good 90 -120 lbs	24	101.00	40.00	220.00	65	135.00	40.00	195.00	1 212	1 410	-14.0 %
Other milk breeds (all weights)	55	75.00	30.00	150.00	9	41.00	20.00	80.00	534	679	-21.4 %
Crossbreeds dairy-butcher (all weights)	573	322.00	150.00	415.00	332	352.00	175.00	465.00	13 620	11 439	19.1 %
A2 Grain fed veal cattle (hide off)	1 160	306.00	n/a	n/a	1,302	234.30	n/a	n/a	39 629	43 485	-8.9 %
688 lbs live / 375-419 lbs hide off											

Source: Les producteurs de bovins du Québec

Ontario Live Auction											
	Number	2022			Number	2021			Volume (YTD)		
		Price (\$ / 100 lbs)				Price (\$ / 100 lbs)			head		
	(head)	Average	Min	Max	(head)	Average	Min	Max	2022	2021	% chg
+ 600 lbs	613	158.60	140.21	173.79	604	117.31	97.18	133.01	18 896	19 898	-5.0 %
451 - 600 lbs	13	128.87	99.81	149.85	15	106.61	90.07	126.07	1 007	965	4.4 %
301 - 450 lbs	15	144.35	131.13	157.63	14	103.17	71.85	131.21	862	938	-8.1 %
126 - 300 lbs	159	154.08	89.62	289.08	105	120.93	85.24	228.17	4 006	3 402	17.8 %
- 125 lbs	893	140.74	87.91	341.53	876	124.62	59.18	327.14	23 102	23 860	-3.2 %

Source: Beef Farmers of Ontario

Federally Inspected Slaughter									
	Weekly			Year to date			Carcass Weight lbs (Jan-May)		
	2022	2021	% chg	2022	2021	% chg	2022	2021	% chg
Quebec	2 857	2 803	1.9 %	89 063	89 636	-0.6 %	356	356	-0.2 %
Rest of Canada	0	0	-	0	560	-	-	-	-
Canada	2 857	2 803	1.9 %	89 063	90 196	-1.3 %	356	347	2.4 %

Source: Canadian Beef Grading Agency

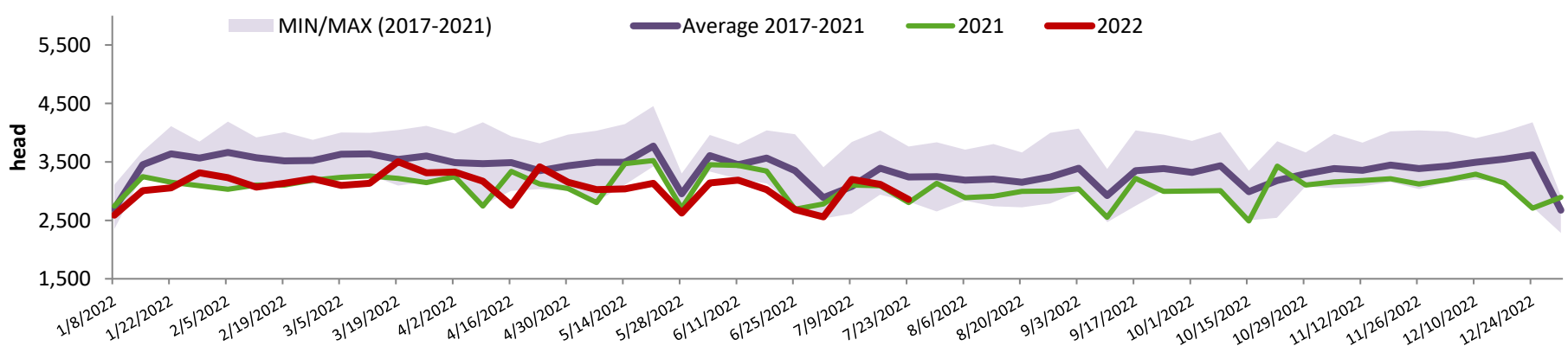
Source: Canadian Food Inspection Agency (CFIA)

Domestic Exports					Imports							
Total veal (tonnes)	Jan. 1 - May 31, 2022	2022			2021			Total veal (tonnes)	Jan. 1 - July 23, 2022	2022		
		2022	2021	% chg	2022	2021	% chg			2022	2021	% chg
United States		1 468	1 769	-17.0 %	United States		295	327	-9.9 %			
United Arab Emirates		85	82	3.5 %	New Zealand		139	386	-64.1 %			
Japan		0	0	-	Australia		0	24				
Others		3	4	-	EU-27							
Total		1 556	1 854	-16.1 %	Netherlands		285	243	17.5 %			
					Others		136	212	-35.9 %			
					EU-27 total		421	455	-7.4 %			
					Others		1	25	-96.7 %			
					Total		855	1 217	-29.7 %			

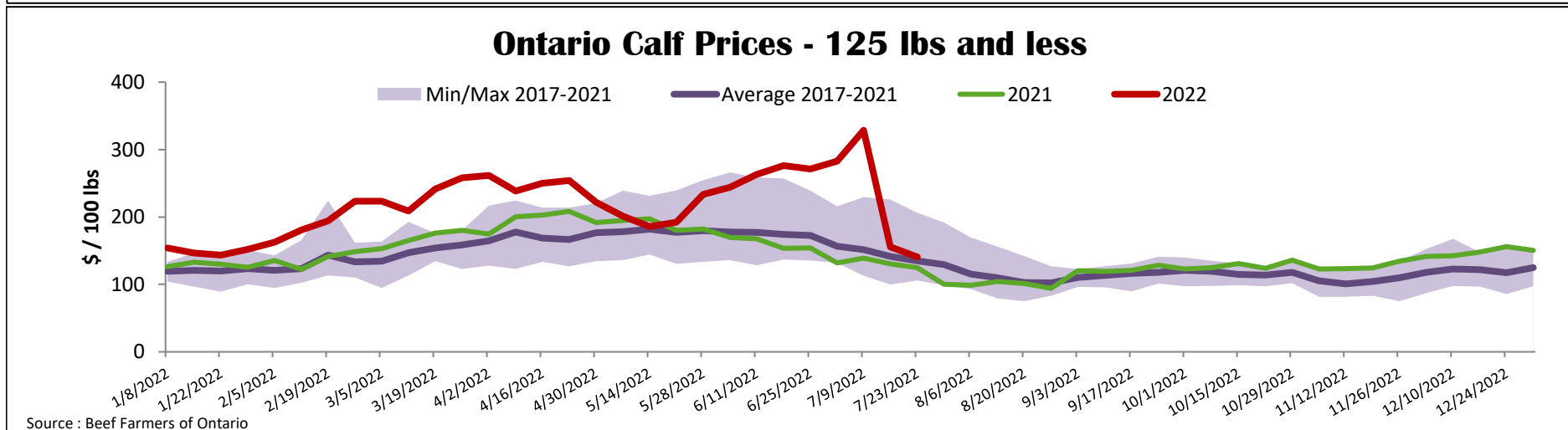
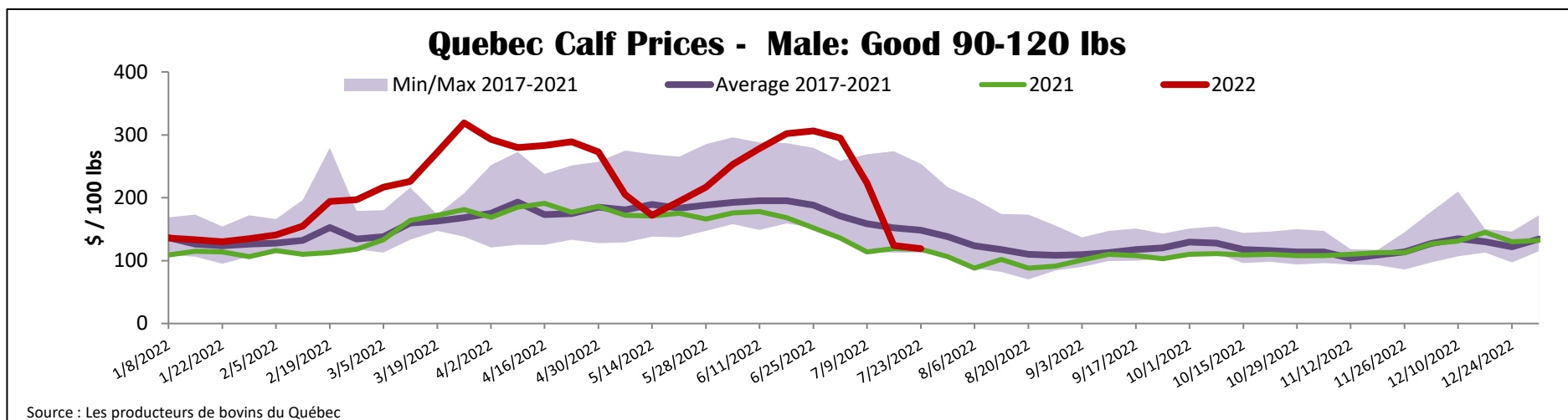
Source: Statistics Canada

Source: CFIA

Federally Inspected Veal Slaughter - Canada



Source: Canadian Beef Grading Agency



United States																																																																
Week ending July 16, 2022																																																																
Federally Inspected Slaughter				Pennsylvania Calf Auction																																																												
	Weekly		Year to date			Graded Holstein Bull Calves* July 23, 2022																																																										
Milk-fed or nature	2022	2021	% chg	2022	2021	% chg																																																										
North East & North Central*	2 882	2 102	37.1 %	83 388	77 066	8.2 %																																																										
Other calves	3 622	5 183	-30.1 %	107 646	117 677	-8.5 %																																																										
	6 504	7 285	-10.7 %	191 034	194 743	-1.9 %																																																										
Production																																																																
Calves (million lbs)	0.9	0.9	0.0 %	28.6	27.3	4.8 %																																																										
Live weight (lbs)	247	212	16.5 %																																																													
Dressed weight (lbs)	144	122	18.0 %																																																													
Source : USDA																																																																
North East & North Central																																																																
(Veal Carcass, Hot Basis – Paid to Producer (Hide off, 255-315 lbs))																																																																
Special fed : milk fed, nature																																																																
\$US / 100 lbs			Weighted Average	Min	Max																																																											
Non-Packer & Packers Owned			432.61	425.00	436.00																																																											
Source : USDA																																																																
				<table border="1" style="width: 100%; border-collapse: collapse;"> <thead> <tr> <th></th> <th style="text-align: center;">Weight</th> <th style="text-align: center;">Head</th> <th colspan="2" style="text-align: center;">\$/ 100 lbs</th> </tr> <tr> <th></th> <th></th> <th></th> <th style="text-align: center;">Min</th> <th style="text-align: center;">Max</th> </tr> </thead> <tbody> <tr> <td rowspan="3">Number 1</td> <td style="text-align: center;">- 89 lbs</td> <td style="text-align: center;">15</td> <td style="text-align: right;">60.00</td> <td style="text-align: right;">100.00</td> </tr> <tr> <td style="text-align: center;">90 - 120 lbs</td> <td style="text-align: center;">207</td> <td style="text-align: right;">75.00</td> <td style="text-align: right;">165.00</td> </tr> <tr> <td style="text-align: center;">+ 120 lbs</td> <td style="text-align: center;">7</td> <td style="text-align: right;">80.00</td> <td style="text-align: right;">125.00</td> </tr> <tr> <td rowspan="2">Beef Cross</td> <td></td> <td style="text-align: center;">58</td> <td style="text-align: right;">125.00</td> <td style="text-align: right;">390.00</td> </tr> <tr> <td></td> <td></td> <td></td> <td></td> </tr> <tr> <td rowspan="3">Number 2</td> <td style="text-align: center;">- 100 lbs</td> <td style="text-align: center;">76</td> <td style="text-align: right;">35.00</td> <td style="text-align: right;">120.00</td> </tr> <tr> <td style="text-align: center;">+ 100 lbs</td> <td style="text-align: center;">59</td> <td style="text-align: right;">60.00</td> <td style="text-align: right;">125.00</td> </tr> <tr> <td style="text-align: center;">Beef Cross</td> <td style="text-align: center;">29</td> <td style="text-align: right;">70.00</td> <td style="text-align: right;">300.00</td> </tr> <tr> <td rowspan="3">Number 3</td> <td style="text-align: center;">- 100 lbs</td> <td style="text-align: center;">80</td> <td style="text-align: right;">5.00</td> <td style="text-align: right;">100.00</td> </tr> <tr> <td style="text-align: center;">+ 100 lbs</td> <td style="text-align: center;">22</td> <td style="text-align: right;">20.00</td> <td style="text-align: right;">95.00</td> </tr> <tr> <td style="text-align: center;">Beef Cross</td> <td style="text-align: center;">3</td> <td style="text-align: right;">100.00</td> <td style="text-align: right;">185.00</td> </tr> </tbody> </table>				Weight	Head	\$/ 100 lbs					Min	Max	Number 1	- 89 lbs	15	60.00	100.00	90 - 120 lbs	207	75.00	165.00	+ 120 lbs	7	80.00	125.00	Beef Cross		58	125.00	390.00					Number 2	- 100 lbs	76	35.00	120.00	+ 100 lbs	59	60.00	125.00	Beef Cross	29	70.00	300.00	Number 3	- 100 lbs	80	5.00	100.00	+ 100 lbs	22	20.00	95.00	Beef Cross	3	100.00	185.00
	Weight	Head	\$/ 100 lbs																																																													
			Min	Max																																																												
Number 1	- 89 lbs	15	60.00	100.00																																																												
	90 - 120 lbs	207	75.00	165.00																																																												
	+ 120 lbs	7	80.00	125.00																																																												
Beef Cross		58	125.00	390.00																																																												
Number 2	- 100 lbs	76	35.00	120.00																																																												
	+ 100 lbs	59	60.00	125.00																																																												
	Beef Cross	29	70.00	300.00																																																												
Number 3	- 100 lbs	80	5.00	100.00																																																												
	+ 100 lbs	22	20.00	95.00																																																												
	Beef Cross	3	100.00	185.00																																																												
* Does not include all head sold																																																																
				Source : USDA																																																												