

Veal Supply at a Glance - Canada

For week ending July 30, 2022

Quebec Live Auction											
	2022				2021				Volume (YTD)		
	Number (head)	Price (\$ / 100 lbs)			Number (head)	Price (\$ / 100 lbs)			head		
Dairy Calves		Average	Min	Max		Average	Min	Max	2022	2021	% chg
Holstein Male											
Good 90 -120 lbs	363	85.00	70.00	100.00	666	106.00	80.00	130.00	13 660	14 938	-8.6 %
Good 121 - 140 lbs	128	92.00	75.00	110.00	239	111.00	90.00	130.00	5 088	5 552	-8.4 %
Average 90 - 140 lbs	272	68.00	45.00	90.00	525	75.00	40.00	110.00	11 901	13 033	-8.7 %
Misc. - All weights	98	62.00	20.00	130.00	260	33.00	20.00	50.00	5 204	6 220	-16.3 %
Holstein Female											
Good 90 -120 lbs	21	63.00	20.00	180.00	27	55.00	20.00	115.00	1 233	1 437	-14.2 %
Other milk breeds (all weights)	13	81.00	35.00	150.00	58	52.00	12.00	80.00	547	737	-25.8 %
Crossbreeds dairy-butcher (all weights)	430	310.00	120.00	435.00	526	252.00	80.00	390.00	14 050	11 965	17.4 %
A2 Grain fed veal cattle (hide off)	1 163	306.00	n/a	n/a	1,321	238.20	n/a	n/a	40 792	44 806	-9.0 %
688 lbs live / 375-419 lbs hide off											

Source: Les producteurs de bovins du Québec

Ontario Live Auction											
	2022				2021				Volume (YTD)		
	Number (head)	Price (\$ / 100 lbs)			Number (head)	Price (\$ / 100 lbs)			head		
		Average	Min	Max		Average	Min	Max	2022	2021	% chg
+ 600 lbs	664	157.42	136.27	176.30	753	112.71	98.12	125.25	19 560	20 651	-5.3 %
451 - 600 lbs	17	132.68	118.26	144.20	34	94.42	79.70	109.65	1 024	999	2.5 %
301 - 450 lbs	16	148.29	130.37	164.12	24	95.75	80.96	124.04	878	962	-8.7 %
126 - 300 lbs	101	128.19	76.83	286.05	116	101.57	54.52	184.40	4 107	3 518	16.7 %
- 125 lbs	1 049	119.50	63.63	313.01	1 075	100.49	44.63	270.89	24 151	24 935	-3.1 %

Source: Beef Farmers of Ontario

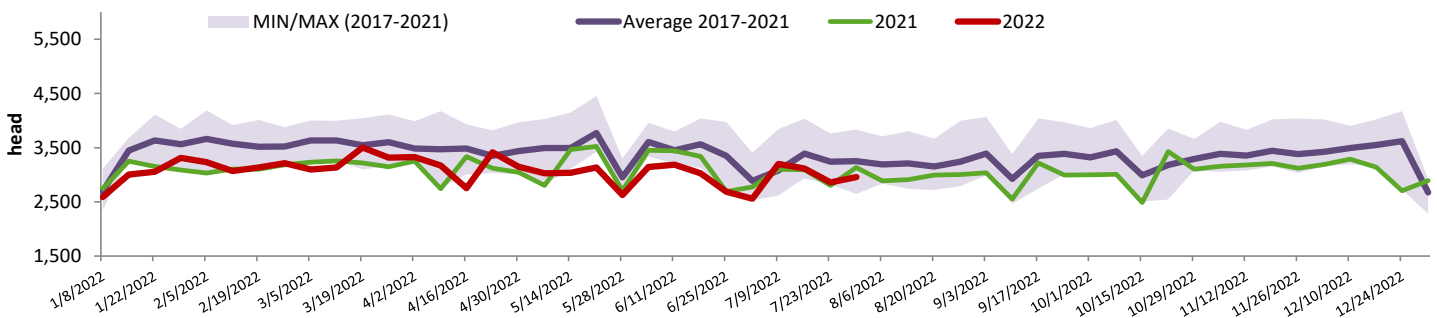
Federally Inspected Slaughter									
	Weekly			Year to date			Carcass Weight lbs (Jan-June)		
	2022	2021	% chg	2022	2021	% chg	2022	2021	% chg
Quebec	2 956	3 136	-5.7 %	92 019	92 772	-0.8 %	355	357	-0.4 %
Rest of Canada	0	0	-	1	560	-99.8 %	-	383	-
Canada	2 956	3 136	-5.7 %	92 020	93 332	-1.4 %	355	357	-0.4 %

Source: Canadian Beef Grading Agency / Source: Canadian Food Inspection Agency (CFIA)

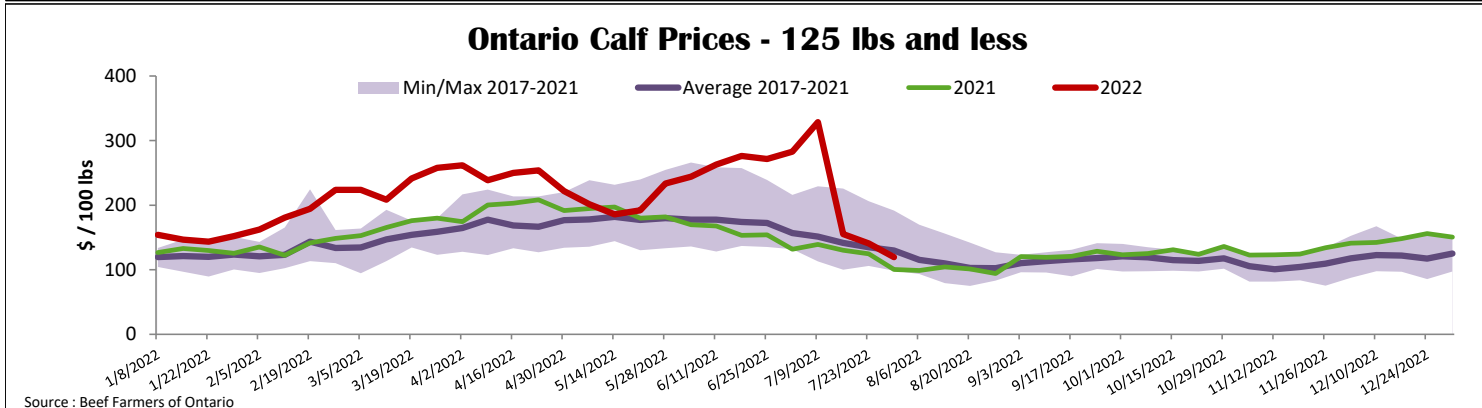
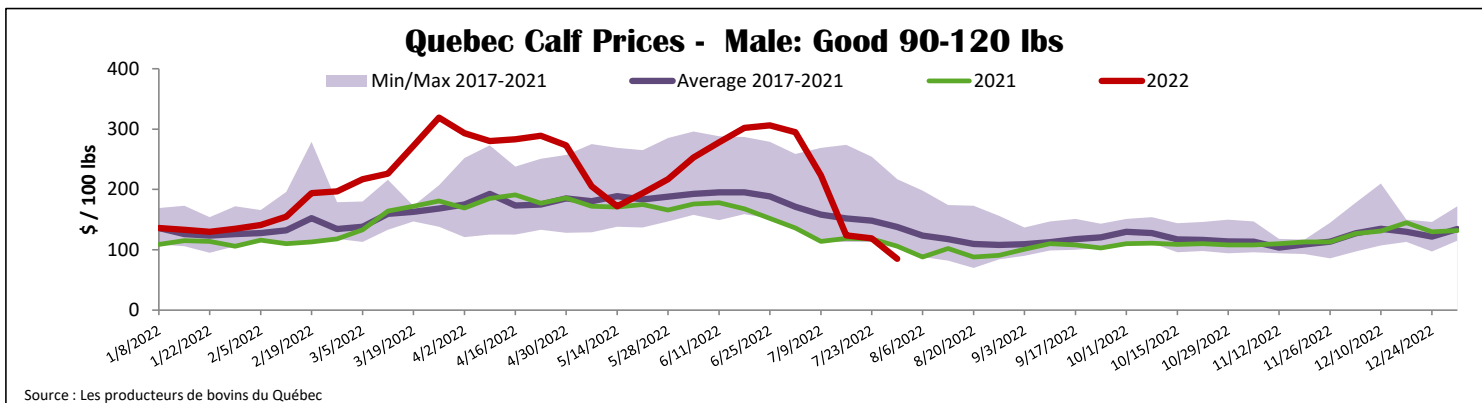
Domestic Exports					Imports						
Jan. 1 - June 30, 2022					Jan. 1 - July 30, 2022						
	2022	2021	% chg		2022	2021	% chg		2022	2021	% chg
Total veal (tonnes)				Total veal (tonnes)							
United States	1 791	1 769	1.3 %	United States	295	329	-10.6 %				
United Arab Emirates	109	82	33.7 %	New Zealand	139	386	-64.1 %				
Japan	0	0	-	Australia	0	24	-				
Others	3	0	-	EU-27							
Total	1 904	1 851	2.9 %	Netherlands	285	249	14.3 %				
				Others	136	237	-42.6 %				
				EU-27 total	421	486	-13.4 %				
				Others	1	25	-96.7 %				
				Total	855	1 251	-31.6 %				

Source: Statistics Canada / Source: CFIA

Federally Inspected Veal Slaughter - Canada



Source: Canadian Beef Grading Agency



United States																																																																
Week ending July 23, 2022																																																																
Federally Inspected Slaughter				Pennsylvania Calf Auction																																																												
	Weekly			Year to date																																																												
Milk-fed or nature	2022	2021	% chg	2022	2021	% chg																																																										
North East & North Central*	2 882	2 102	37.1 %	83 388	77 066	8.2 %																																																										
Other calves	4 351	5 425	-19.8 %	113 893	125 204	-9.0 %																																																										
	7 233	7 527	-3.9 %	197 281	202 270	-2.5 %																																																										
Production																																																																
Calves (million lbs)	1.0	0.8	25.0 %	29.6	28.1	5.3 %																																																										
Live weight (lbs)	245	198	23.7 %																																																													
Dressed weight (lbs)	143	113	26.5 %																																																													
Source : USDA																																																																
North East & North Central				Graded Holstein Bull Calves*																																																												
(Veal Carcass, Hot Basis – Paid to Producer (Hide off, 255-315 lbs))				July 23, 2022																																																												
Special fed : milk fed, nature																																																																
\$US / 100 lbs				Weighted Average	Min	Max																																																										
Non-Packer & Packers Owned				433.08	430.00	436.00																																																										
Source : USDA																																																																
				<table border="1" style="width: 100%; border-collapse: collapse;"> <thead> <tr> <th></th> <th>Weight</th> <th>Head</th> <th colspan="2" style="text-align: center;">\$ / 100 lbs</th> </tr> <tr> <th></th> <th></th> <th></th> <th>Min</th> <th>Max</th> </tr> </thead> <tbody> <tr> <td rowspan="3">Number 1</td> <td>- 89 lbs</td> <td>15</td> <td>60.00</td> <td>100.00</td> </tr> <tr> <td>90 - 120 lbs</td> <td>207</td> <td>75.00</td> <td>165.00</td> </tr> <tr> <td>+ 120 lbs</td> <td>7</td> <td>80.00</td> <td>125.00</td> </tr> <tr> <td rowspan="2">Beef Cross</td> <td></td> <td>58</td> <td>125.00</td> <td>390.00</td> </tr> <tr> <td></td> <td></td> <td></td> <td></td> </tr> <tr> <td rowspan="3">Number 2</td> <td>- 100 lbs</td> <td>76</td> <td>35.00</td> <td>120.00</td> </tr> <tr> <td>+ 100 lbs</td> <td>59</td> <td>60.00</td> <td>125.00</td> </tr> <tr> <td>Beef Cross</td> <td>29</td> <td>70.00</td> <td>300.00</td> </tr> <tr> <td rowspan="3">Number 3</td> <td>- 100 lbs</td> <td>80</td> <td>5.00</td> <td>100.00</td> </tr> <tr> <td>+ 100 lbs</td> <td>22</td> <td>20.00</td> <td>95.00</td> </tr> <tr> <td>Beef Cross</td> <td>3</td> <td>100.00</td> <td>185.00</td> </tr> </tbody> </table>				Weight	Head	\$ / 100 lbs					Min	Max	Number 1	- 89 lbs	15	60.00	100.00	90 - 120 lbs	207	75.00	165.00	+ 120 lbs	7	80.00	125.00	Beef Cross		58	125.00	390.00					Number 2	- 100 lbs	76	35.00	120.00	+ 100 lbs	59	60.00	125.00	Beef Cross	29	70.00	300.00	Number 3	- 100 lbs	80	5.00	100.00	+ 100 lbs	22	20.00	95.00	Beef Cross	3	100.00	185.00
	Weight	Head	\$ / 100 lbs																																																													
			Min	Max																																																												
Number 1	- 89 lbs	15	60.00	100.00																																																												
	90 - 120 lbs	207	75.00	165.00																																																												
	+ 120 lbs	7	80.00	125.00																																																												
Beef Cross		58	125.00	390.00																																																												
Number 2	- 100 lbs	76	35.00	120.00																																																												
	+ 100 lbs	59	60.00	125.00																																																												
	Beef Cross	29	70.00	300.00																																																												
Number 3	- 100 lbs	80	5.00	100.00																																																												
	+ 100 lbs	22	20.00	95.00																																																												
	Beef Cross	3	100.00	185.00																																																												
* Does not include all head sold																																																																
Source : USDA																																																																