

Veal Supply at a Glance - Canada

For week ending September 10, 2022

Quebec Live Auction											
Dairy Calves ***	2022				2021				Volume (YTD)		
	Number (head)	Price (\$ / 100 lbs)			Number (head)	Price (\$ / 100 lbs)			head		
Holstein Male		Average	Min	Max		Average	Min	Max	2022	2021	% chg
Good 90 -120 lbs	n/a	n/a	n/a	n/a	594	110.00	95.00	125.00	13 660	18 219	-25.0 %
Good 121 - 140 lbs	n/a	n/a	n/a	n/a	185	114.00	100.00	127.00	5 088	6 629	-23.2 %
Average 90 - 140 lbs	n/a	n/a	n/a	n/a	475	81.00	50.00	110.00	11 901	15 432	-22.9 %
Misc. - All weights	n/a	n/a	n/a	n/a	189	38.00	20.00	60.00	5 204	7 445	-30.1 %
Holstein Female											
Good 90 -120 lbs	n/a	n/a	n/a	n/a	42	61.00	30.00	105.00	1 233	1 615	-23.7 %
Other milk breeds (all weights)	n/a	n/a	n/a	n/a	28	64.00	10.00	100.00	547	877	-37.6 %
Crossbreeds dairy-butcher (all weights)	n/a	n/a	n/a	n/a	493	286.00	150.00	400.00	14 050	14 983	-6.2 %
A2 Grain fed veal cattle (hide off)	n/a	n/a	n/a	n/a	1,459	247.10	n/a	n/a	40 792	52 818	-22.8 %
688 lbs live / 375-419 lbs hide off											

***Weekly data currently unavailable

Source: Les producteurs de bovins du Québec

Ontario Live Auction											
	2022				2021				Volume (YTD)		
	Number (head)	Price (\$ / 100 lbs)			Number (head)	Price (\$ / 100 lbs)			head		
		Average	Min	Max		Average	Min	Max	2022	2021	% chg
+ 600 lbs	416	169.18	152.53	184.14	565	124.08	111.95	135.72	22 939	24 301	-5.6 %
451 - 600 lbs	21	116.75	93.90	141.48	30	102.26	88.13	124.47	1 195	1 188	0.6 %
301 - 450 lbs	33	231.05	175.19	295.89	27	183.26	113.75	250.78	1 037	1 111	-6.7 %
126 - 300 lbs	98	128.96	77.80	245.15	135	114.25	72.06	195.03	4 837	4 239	14.1 %
- 125 lbs	845	133.71	61.87	354.87	848	119.22	58.29	310.77	29 452	30 037	-1.9 %

Source: Beef Farmers of Ontario

Federally Inspected Slaughter									
	Weekly			Year to date			Carcass Weight lbs (Jan-July)		
	2022	2021	% chg	2022	2021	% chg	2022	2021	% chg
Quebec	2 435	2 550	-4.5 %	108 347	110 157	-1.6 %	355	357	-0.5 %
Rest of Canada	0	0	-	1	560	-99.8 %	-	385	-
Canada	2 435	2 550	-4.5 %	108 348	110 717	-2.1 %	355	357	-0.5 %

Source: Canadian Beef Grading Agency

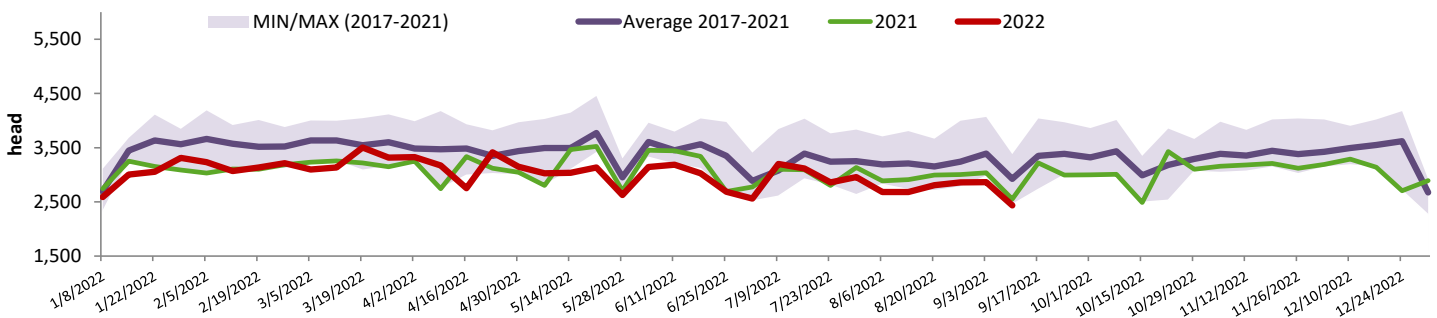
Source: Canadian Food Inspection Agency (CFIA)

Domestic Exports					Imports				
Total veal (tonnes)	Jan. 1 - July 31, 2022				Total veal (tonnes)	Jan. 1 - Sept. 10, 2022			
	2022	2021	% chg			2022	2021	% chg	
United States	2 061	2 023	1.9 %		United States	352	391	-10.1 %	
United Arab Emirates	121	91	32.9 %		New Zealand	291	653	-55.4 %	
Barbados	3	0	-		Australia	0	24	-	
Others	0	0	-		EU-27				
Total	2 186	2 115	3.4 %		Netherlands	322	318	1.3 %	
					Others	162	319	-49.3 %	
					EU-27 total	484	637	-24.0 %	
					Others	1	25	-96.7 %	
					Total	1 128	1 730	-34.8 %	

Source: Statistics Canada

Source: CFIA

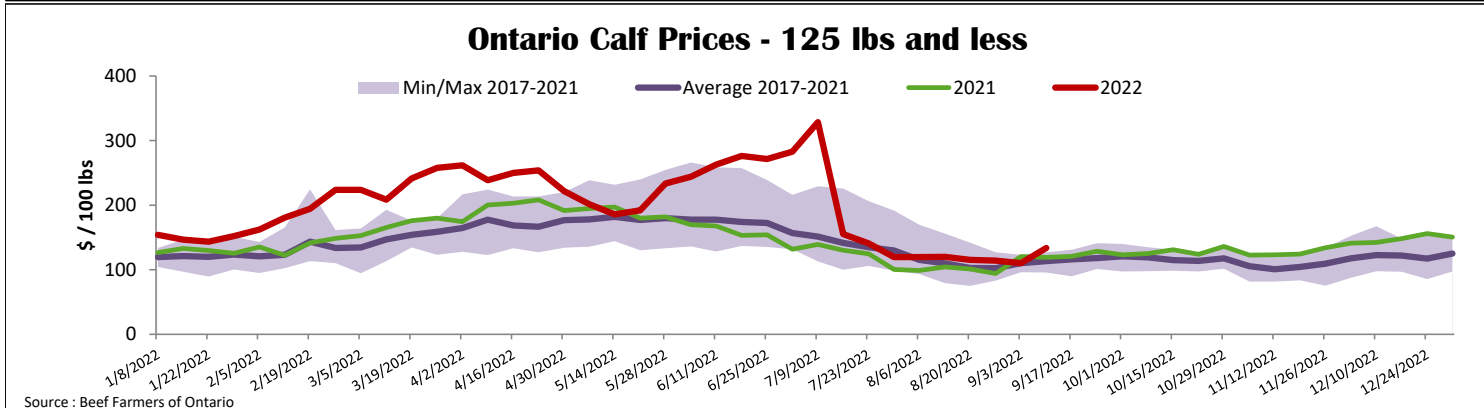
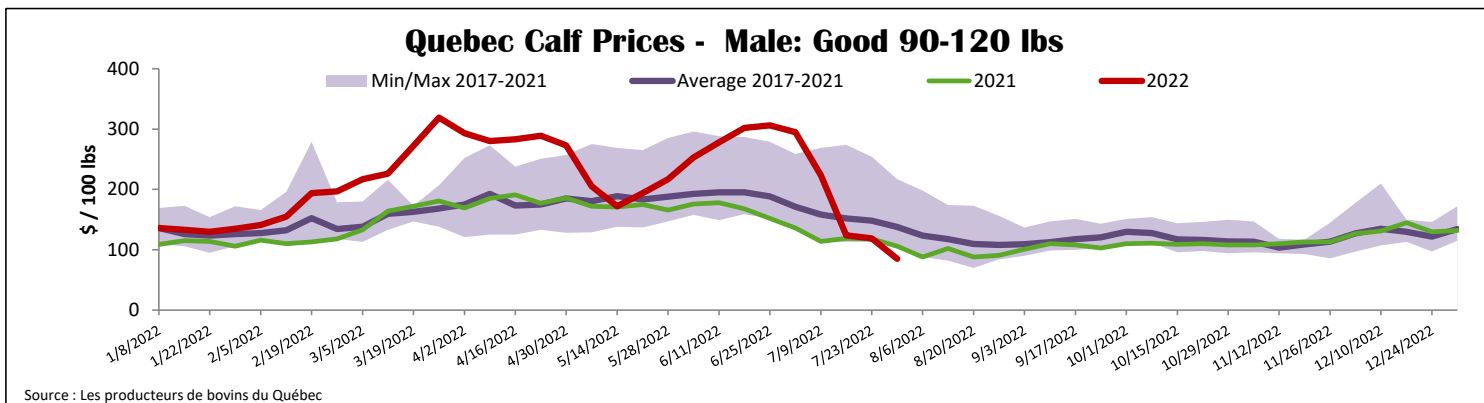
Federally Inspected Veal Slaughter - Canada



Source: Canadian Beef Grading Agency

Website: <http://www.agr.gc.ca/redmeat>

613 773 0149 or Julie.Dawson@agr.gc.ca



United States																																																																
Week ending September 3, 2022																																																																
Federally Inspected Slaughter				Pennsylvania Calf Auction																																																												
	Weekly		Year to date			Graded Holstein Bull Calves* September 3, 2022																																																										
Milk-fed or nature	2022	2021	%	2022	2021	%																																																										
North East & North Central*	2 590	2 684	-3.5 %	99 154	92 087	7.7 %																																																										
Other calves	4 656	5 327	-12.6 %	141 743	157 488	-10.0 %																																																										
	7 246	8 011	-9.5 %	240 897	249 575	-3.5 %																																																										
Production																																																																
Calves (million lbs)	1.0	1.0	0.0 %	35.5	33.8	5.0 %																																																										
Live weight (lbs)	237	214	10.7 %																																																													
Dressed weight (lbs)	137	124	10.5 %																																																													
Source : USDA																																																																
North East & North Central																																																																
(Veal Carcass, Hot Basis – Paid to Producer (Hide off, 255-315 lbs))																																																																
Special fed : milk fed, nature																																																																
\$US / 100 lbs				Weighted Average	Min	Max																																																										
Non-Packer & Packers Owned				437.88	430.00	440.00																																																										
Source : USDA																																																																
<table border="1" style="width: 100%; border-collapse: collapse;"> <thead> <tr> <th></th> <th>Weight</th> <th>Head</th> <th colspan="2" style="text-align: center;">\$ / 100 lbs</th> </tr> <tr> <th></th> <th></th> <th></th> <th>Min</th> <th>Max</th> </tr> </thead> <tbody> <tr> <td rowspan="3">Number 1</td> <td>- 89 lbs</td> <td>26</td> <td>95.00</td> <td>185.00</td> </tr> <tr> <td>90 - 120 lbs</td> <td>170</td> <td>105.00</td> <td>180.00</td> </tr> <tr> <td>+ 120 lbs</td> <td>9</td> <td>115.00</td> <td>150.00</td> </tr> <tr> <td rowspan="2">Beef Cross</td> <td></td> <td>44</td> <td>200.00</td> <td>400.00</td> </tr> <tr> <td></td> <td></td> <td></td> <td></td> </tr> <tr> <td rowspan="3">Number 2</td> <td>- 100 lbs</td> <td>64</td> <td>45.00</td> <td>165.00</td> </tr> <tr> <td>+ 100 lbs</td> <td>40</td> <td>80.00</td> <td>170.00</td> </tr> <tr> <td>Beef Cross</td> <td>15</td> <td>150.00</td> <td>285.00</td> </tr> <tr> <td rowspan="3">Number 3</td> <td>- 100 lbs</td> <td>99</td> <td>20.00</td> <td>130.00</td> </tr> <tr> <td>+ 100 lbs</td> <td>16</td> <td>35.00</td> <td>140.00</td> </tr> <tr> <td>Beef Cross</td> <td>0</td> <td>0.00</td> <td>0.00</td> </tr> </tbody> </table>								Weight	Head	\$ / 100 lbs					Min	Max	Number 1	- 89 lbs	26	95.00	185.00	90 - 120 lbs	170	105.00	180.00	+ 120 lbs	9	115.00	150.00	Beef Cross		44	200.00	400.00					Number 2	- 100 lbs	64	45.00	165.00	+ 100 lbs	40	80.00	170.00	Beef Cross	15	150.00	285.00	Number 3	- 100 lbs	99	20.00	130.00	+ 100 lbs	16	35.00	140.00	Beef Cross	0	0.00	0.00
	Weight	Head	\$ / 100 lbs																																																													
			Min	Max																																																												
Number 1	- 89 lbs	26	95.00	185.00																																																												
	90 - 120 lbs	170	105.00	180.00																																																												
	+ 120 lbs	9	115.00	150.00																																																												
Beef Cross		44	200.00	400.00																																																												
Number 2	- 100 lbs	64	45.00	165.00																																																												
	+ 100 lbs	40	80.00	170.00																																																												
	Beef Cross	15	150.00	285.00																																																												
Number 3	- 100 lbs	99	20.00	130.00																																																												
	+ 100 lbs	16	35.00	140.00																																																												
	Beef Cross	0	0.00	0.00																																																												
* Does not include all head sold																																																																
Source : USDA																																																																