

## Veal Supply at a Glance - Canada

For week ending September 17, 2022

Quebec Live Auction											
	Number	2022			Number	2021			Volume (YTD)		
		Price ( \$ / 100 lbs)				Price ( \$ / 100 lbs)			head		
Dairy Calves ***	(head)	Average	Min	Max	(head)	Average	Min	Max	2022	2021	% chg
Holstein Male	968	219.00	n/a	n/a	594	110.00	95.00	125.00	17 895	18 219	-1.8 %
Good 90 -120 lbs	254	218.00	n/a	n/a	185	114.00	100.00	127.00	6 269	6 629	-5.4 %
Average 90 - 140 lbs	448	108.00	n/a	n/a	475	81.00	50.00	110.00	14 589	15 432	-5.5 %
Misc. - All weights	129	52.00	n/a	n/a	189	38.00	20.00	60.00	6 062	7 445	-18.6 %
Holstein Female	401	211.00	n/a	n/a	42	61.00	30.00	105.00	3 034	1 615	87.9 %
Good 90 -120 lbs	n/a	n/a	n/a	n/a	28	64.00	10.00	100.00	547	877	-37.6 %
Other milk breeds (all weights)	n/a	n/a	n/a	n/a	493	286.00	150.00	400.00	14 050	14 983	-6.2 %
Crossbreeds dairy-butcher (all weights)	n/a	n/a	n/a	n/a	1,459	247.10	n/a	n/a	40 792	52 818	-22.8 %
A2 Grain fed veal cattle (hide off)	n/a	n/a	n/a	n/a							
688 lbs live / 375-419 lbs hide off											

Source: Les producteurs de bovins du Québec

\*\*\*Weekly data currently unavailable

Ontario Live Auction											
	Number	2022			Number	2021			Volume (YTD)		
		Price ( \$ / 100 lbs)				Price ( \$ / 100 lbs)			head		
	(head)	Average	Min	Max	(head)	Average	Min	Max	2022	2021	% chg
+ 600 lbs	599	174.38	154.74	194.11	662	126.93	108.32	145.02	23 538	24 963	-5.7 %
451 - 600 lbs	25	151.33	123.48	174.44	22	110.04	91.16	131.98	1 220	1 210	0.8 %
301 - 450 lbs	43	191.30	135.28	245.98	35	174.34	113.88	237.88	1 080	1 146	-5.8 %
126 - 300 lbs	140	174.30	93.43	315.54	113	98.85	53.37	225.08	4 977	4 352	14.4 %
- 125 lbs	891	143.83	78.70	379.37	920	120.87	56.58	340.54	30 343	30 957	-2.0 %

Source: Beef Farmers of Ontario

Federally Inspected Slaughter									
	Weekly			Year to date			Carcass Weight lbs (Jan-July)		
	2022	2021	% chg	2022	2021	% chg	2022	2021	% chg
Quebec	3 072	3 220	-4.6 %	111 428	113 937	-2.2 %	355	357	-0.5 %
Rest of Canada	0	0	-	9	560	-98.4 %	-	385	-
<b>Canada</b>	<b>3 072</b>	<b>3 220</b>	<b>-4.6 %</b>	<b>111 437</b>	<b>114 497</b>	<b>-2.7 %</b>	<b>355</b>	<b>357</b>	<b>-0.5 %</b>

Source : Canadian Beef Grading Agency

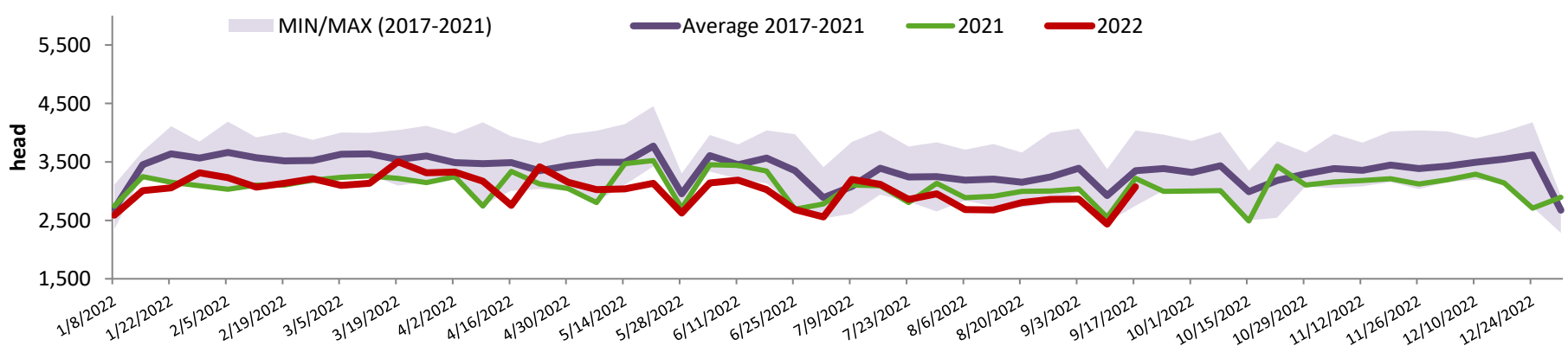
Source: Canadian Food Inspection Agency (CFIA)

Domestic Exports					Imports							
Total veal (tonnes)	Jan. 1 - July 31, 2022	2022			2021			Total veal (tonnes)	Jan. 1 - Sept. 17, 2022	2022		
		2022	2021	% chg	2022	2021	% chg					
United States		2 061	2 023	1.9 %	United States		355	410	-13.2 %			
United Arab Emirates		121	91	32.9 %	New Zealand		348	786	-55.8 %			
Barbados		3	0	-	Australia		0	24	-			
Others		0	0	-	<b>EU-27</b>							
<b>Total</b>		<b>2 186</b>	<b>2 115</b>	<b>3.4 %</b>	Netherlands		322	321	0.5 %			
					Others		162	290	-44.1 %			
					<b>EU-27 total</b>		<b>484</b>	<b>610</b>	<b>-20.7 %</b>			
					Others		1	25	-96.7 %			
					<b>Total</b>		<b>1 188</b>	<b>1 855</b>	<b>-36.0 %</b>			

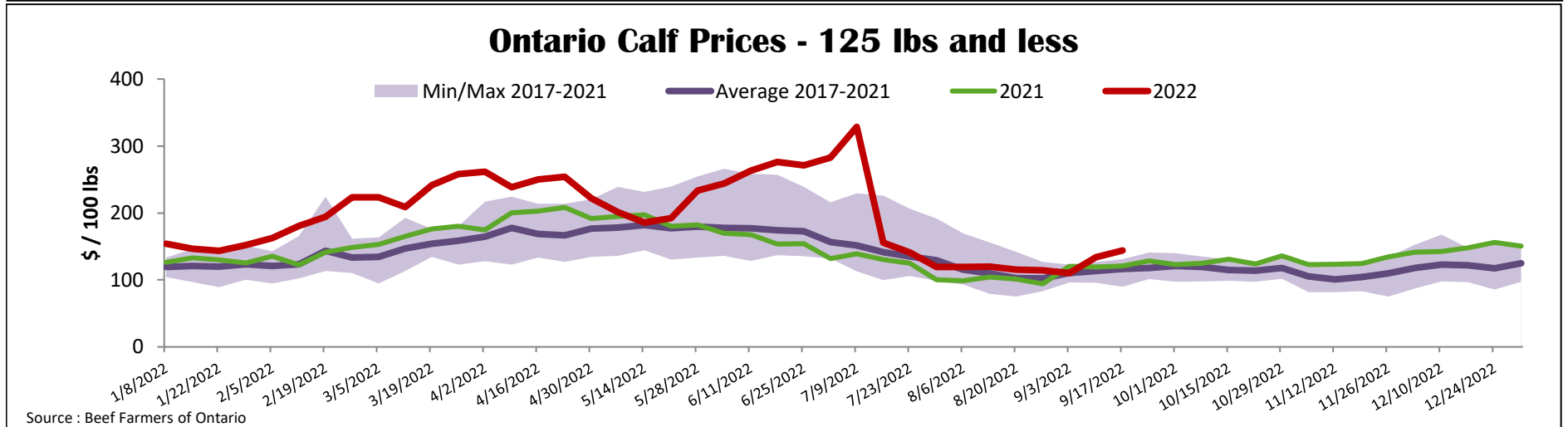
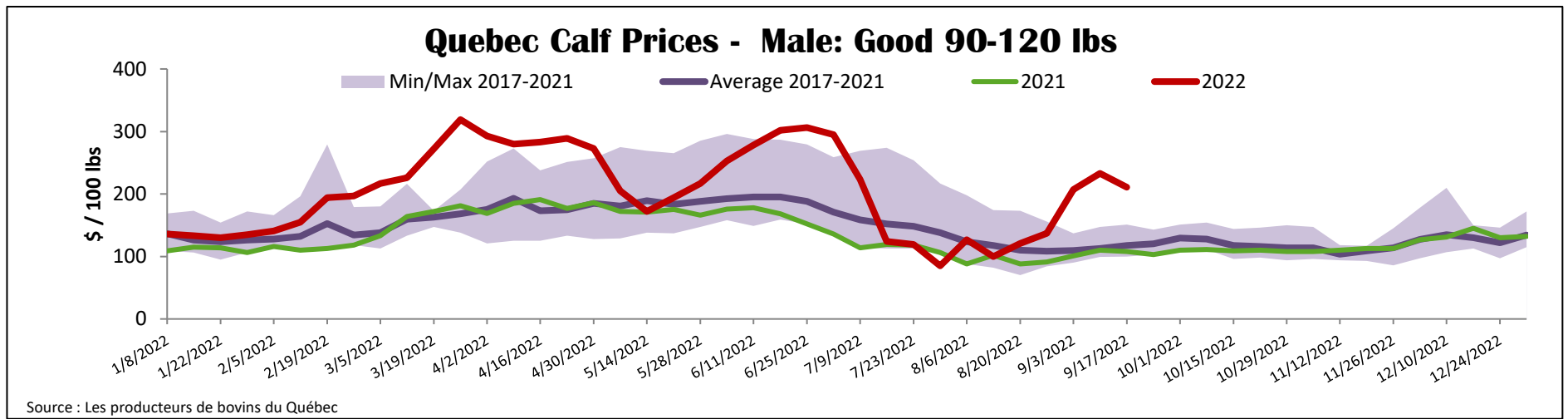
Source: Statistics Canada

Source: CFIA

## Federally Inspected Veal Slaughter - Canada



Source : Canadian Beef Grading Agency



<b>United States</b>										
Week ending September 10, 2022										
Federally Inspected Slaughter				Pennsylvania Calf Auction						
	Weekly			Year to date			Graded Holstein Bull Calves* September 10, 2022			
	2022	2021	% chg	2022	2021	% chg	\$/ 100 lbs			
Milk-fed or nature										
North East & North Central*	2 121	2 108	0.6 %	101 275	94 195	7.5 %				
Other calves	4 482	4 550	-1.5 %	146 225	162 038	-9.8 %				
	<b>6 603</b>	<b>6 658</b>	<b>-0.8 %</b>	<b>247 500</b>	<b>256 233</b>	<b>-3.4 %</b>				
Production										
Calves (million lbs)	0.9	0.8	12.5 %	36.4	34.6	5.2 %				
Live weight (lbs)	230	211	9.0 %							
Dressed weight (lbs)	133	122	9.0 %							
North East & North Central										
(Veal Carcass, Hot Basis – Paid to Producer (Hide off, 255-315 lbs))										
Special fed : milk fed, nature										
\$/US / 100 lbs										
							Weighted Average    Min    Max			
Non-Packer & Packers Owned							438.49    430.00    440.00			
							Number 1    - 89 lbs    41    115.00    185.00 90 - 120 lbs    172    105.00    250.00 + 120 lbs    4    130.00    147.00 Beef Cross    56    200.00    370.00 Number 2    - 100 lbs    63    45.00    172.00 + 100 lbs    25    120.00    160.00 Beef Cross    8    180.00    260.00 Number 3    - 100 lbs    95    10.00    140.00 + 100 lbs    25    45.00    120.00 Beef Cross    0    0.00    0.00			
							* Does not include all head sold			

Source : USDA