

Veal Supply at a Glance - Canada

For week ending December 17, 2022

Quebec Live Auction											
	2022				2021				Volume (YTD)		
	Number (head)	Price (\$ / 100 lbs)			Number (head)	Price (\$ / 100 lbs)			head		
Dairy Calves		Average	Min	Max		Average	Min	Max	2022	2021	% chg
Holstein Male											
Good 90 -120 lbs	559	156.00	130.00	180.00	481	145.00	130.00	160.00	23 224	25 861	-10.2 %
Good 121 - 140 lbs	157	157.00	140.00	180.00	156	142.00	130.00	155.00	8 047	9 133	-11.9 %
Average 90 - 140 lbs	294	126.00	80.00	155.00	456	119.00	80.00	150.00	18 492	21 074	-12.3 %
Misc. - All weights	161	49.00	20.00	120.00	186	41.00	10.00	80.00	8 644	10 215	-15.4 %
Holstein Female											
Good 90 -120 lbs	38	139.00	95.00	220.00	57	110.00	70.00	140.00	1 885	2 169	-13.1 %
Other milk breeds (all weights)	23	79.00	20.00	208.00	30	74.00	20.00	105.00	952	1 207	-21.1 %
Crossbreeds dairy-butcher (all weights)	600	381.00	190.00	490.00	548	327.00	135.00	420.00	24 359	22 473	8.4 %
A2 Grain fed veal cattle (hide off)	1,165	355.00	n/a	n/a	1,310	288.00	n/d	n/d	85 603	72 282	18.4 %
688 lbs live / 375-419 lbs hide off											

Source: Les producteurs de bovins du Québec

Ontario Live Auction											
	2022				2021				Volume (YTD)		
	Number (head)	Price (\$ / 100 lbs)			Number (head)	Price (\$ / 100 lbs)			head		
		Average	Min	Max		Average	Min	Max	2022	2021	% chg
+ 600 lbs	512	192.88	164.61	212.81	716	153.01	134.15	175.55	30 366	32 763	-7.3 %
451 - 600 lbs	16	154.87	119.87	175.12	53	122.04	99.70	141.80	1 644	1 693	-2.9 %
301 - 450 lbs	32	176.51	118.98	226.87	47	139.90	94.02	185.17	1 644	1 771	-7.2 %
126 - 300 lbs	120	162.13	98.24	322.51	106	113.72	75.49	218.67	6 577	6 069	8.4 %
- 125 lbs	861	187.93	93.18	423.36	840	148.06	74.75	313.69	41 128	42 359	-2.9 %

Source: Beef Farmers of Ontario

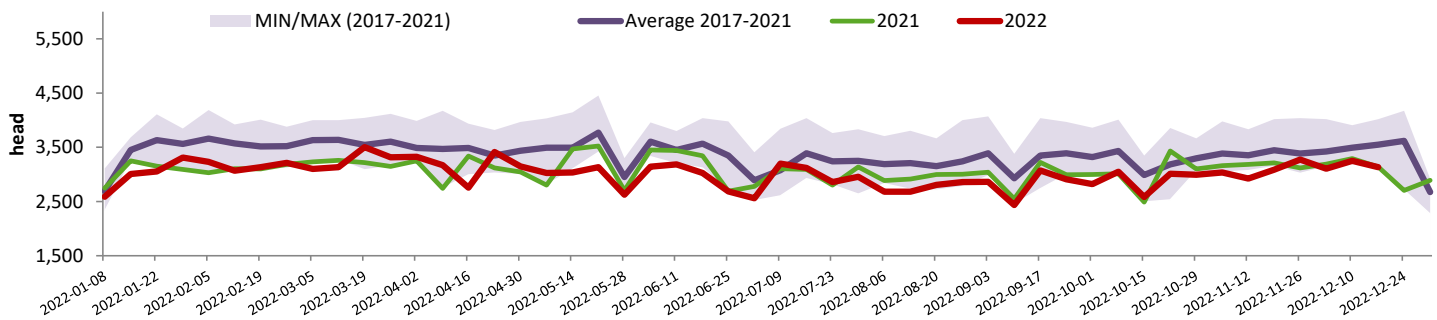
Federally Inspected Slaughter									
	Weekly			Year to date			Carcass Weight lbs (Jan-October)		
	2022	2021	% chg	2022	2021	% chg	2022	2021	% chg
Quebec	3 133	3 137	-0.1 %	150 581	154 249	-2.4 %	354	357	-0.6 %
Rest of Canada	0	0	-	1	560	-99.8 %	-	385	-
Canada	3 133	3 137	-0.1 %	150 582	154 809	-2.7 %	354	357	-0.6 %

Source: Canadian Beef Grading Agency / Source: Canadian Food Inspection Agency (CFIA)

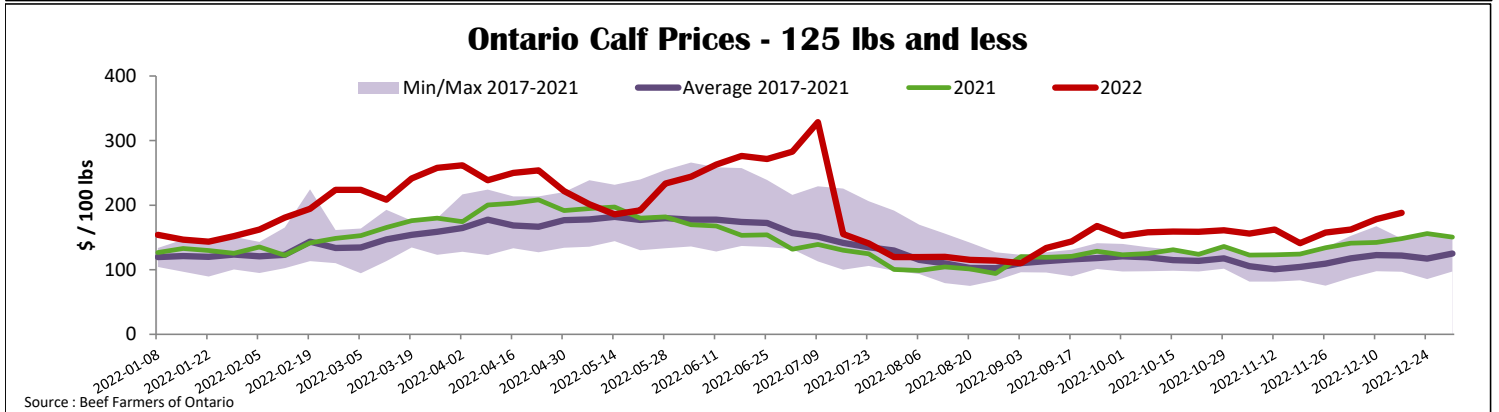
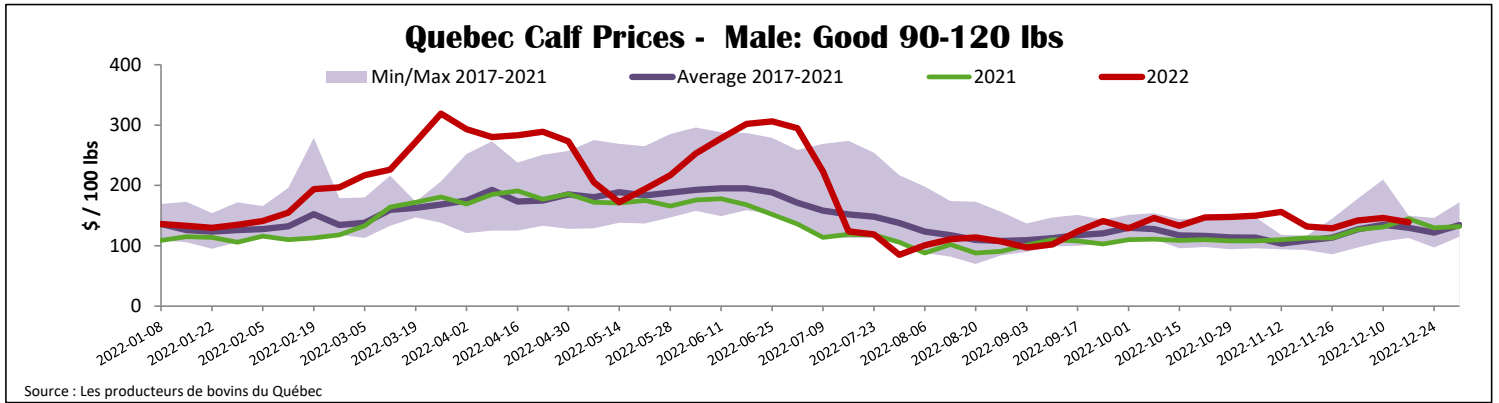
Domestic Exports					Imports				
	Jan. 1 - Oct. 31, 2022					Jan. 1 - Dec. 17, 2022			
	2022	2021	% chg			2022	2021	% chg	
Total veal (tonnes)					Total veal (tonnes)				
United States	3 021	3 012	0.3 %		New Zealand	1 672	1 723	-2.9 %	
United Arab Emirates	175	125	39.6 %		United States	608	647	-6.1 %	
Qatar	7	0	-		Australia	0	32	-	
Others	3	0	-		EU-27				
Total	3 206	3 137	2.2 %		Netherlands	469	423	10.9 %	
					Others	251	425	-40.9 %	
					EU-27 total	720	848	-15.1 %	
					Others	13	25	-46.2 %	
					Total	3 013	3 275	-8.0 %	

Source: Statistics Canada / Source: CFIA

Federally Inspected Veal Slaughter - Canada



Source: Canadian Beef Grading Agency



United States						
Week ending December 10, 2022						
Federally Inspected Slaughter				Pennsylvania Calf Auction		
	Weekly			Year to date		
Milk-fed or nature	2022	2021	% chg	2022	2021	% chg
North East & North Central*	2 667	3 294	-19.0 %	135 424	131 072	3.3 %
Other calves	4 815	5 065	-4.9 %	203 483	227 941	-10.7 %
	7 482	8 359	-10.5 %	338 907	359 013	-5.6 %
Production						
Calves (million lbs)	1.0	1.2	-16.7 %	49.5	48.1	2.9 %
Live weight (lbs)	236	243	-2.9 %			
Dressed weight (lbs)	137	141	-2.8 %			
Source : USDA						
North East & North Central				December 10, 2022		
(Veal Carcass, Hot Basis – Paid to Producer (Hide off, 255-315 lbs))						
Special fed : milk fed, nature						
\$US / 100 lbs				Weighted Average	Min	Max
Non-Packer & Packers Owned				437.98	430.00	440.00
Source : USDA						
Graded Holstein Bull Calves*						
	Weight	Head	\$ / 100 lbs			
			Min	Max		
Number 1	- 89 lbs	46	25.00	165.00		
	90 - 120 lbs	180	115.00	300.00		
	+ 120 lbs	25	120.00	155.00		
	Beef Cross	86	140.00	385.00		
Number 2	- 100 lbs	115	50.00	180.00		
	+ 100 lbs	108	105.00	155.00		
	Beef Cross	33	135.00	365.00		
Number 3	- 100 lbs	120	20.00	147.00		
	+ 100 lbs	43	15.00	140.00		
	Beef Cross	11	100.00	185.00		
* Does not include all head sold						
Source : USDA						