

### Veal Supply at a Glance - Canada

For week ending December 24, 2022

Quebec Live Auction											
	Number	2022			Number	2021			Volume (YTD)		
		Price ( \$ / 100 lbs)				Price ( \$ / 100 lbs)			head		
Dairy Calves	(head)	Average	Min	Max	(head)	Average	Min	Max	2022	2021	% chg
Holstein Male											
Good 90 -120 lbs	521	171.00	150.00	195.00	426	130.00	100.00	150.00	23 745	26 287	-9.7 %
Good 121 - 140 lbs	168	172.00	150.00	195.00	137	133.00	105.00	150.00	8 215	9 270	-11.4 %
Average 90 - 140 lbs	451	137.00	100.00	165.00	422	102.00	50.00	125.00	18 943	21 496	-11.9 %
Misc. - All weights	163	54.00	30.00	130.00	168	38.00	20.00	60.00	8 807	10 383	-15.2 %
Holstein Female											
Good 90 -120 lbs	35	137.00	100.00	220.00	34	90.00	30.00	120.00	1 920	2 203	-12.8 %
Other milk breeds (all weights)	32	82.00	28.00	190.00	23	54.00	10.00	100.00	984	1 230	-20.0 %
Crossbreeds dairy-butcher (all weights)	681	350.00	190.00	495.00	500	350.00	225.00	455.00	25 040	22 973	9.0 %
A2 Grain fed veal cattle (hide off)	988	355.00	n/a	n/a	1,308	288.00	n/a	n/a	87 654	72 282	21.3 %
688 lbs live / 375-419 lbs hide off											

Source: Les producteurs de bovins du Québec

Ontario Live Auction											
	Number	2022			Number	2021			Volume (YTD)		
		Price ( \$ / 100 lbs)				Price ( \$ / 100 lbs)			head		
	(head)	Average	Min	Max	(head)	Average	Min	Max	2022	2021	% chg
+ 600 lbs	410	206.83	186.81	224.84	691	132.92	117.02	150.60	31 035	33 189	-6.5 %
451 - 600 lbs	25	143.91	117.66	171.10	48	114.43	85.46	140.07	1 674	1 714	-2.3 %
301 - 450 lbs	10	131.40	105.80	153.80	76	150.32	96.93	195.89	1 656	1 784	-7.2 %
126 - 300 lbs	73	165.49	100.44	357.65	105	102.42	63.74	199.02	6 681	6 152	8.6 %
- 125 lbs	763	185.51	116.62	370.12	838	113.04	56.76	281.80	42 369	43 054	-1.6 %

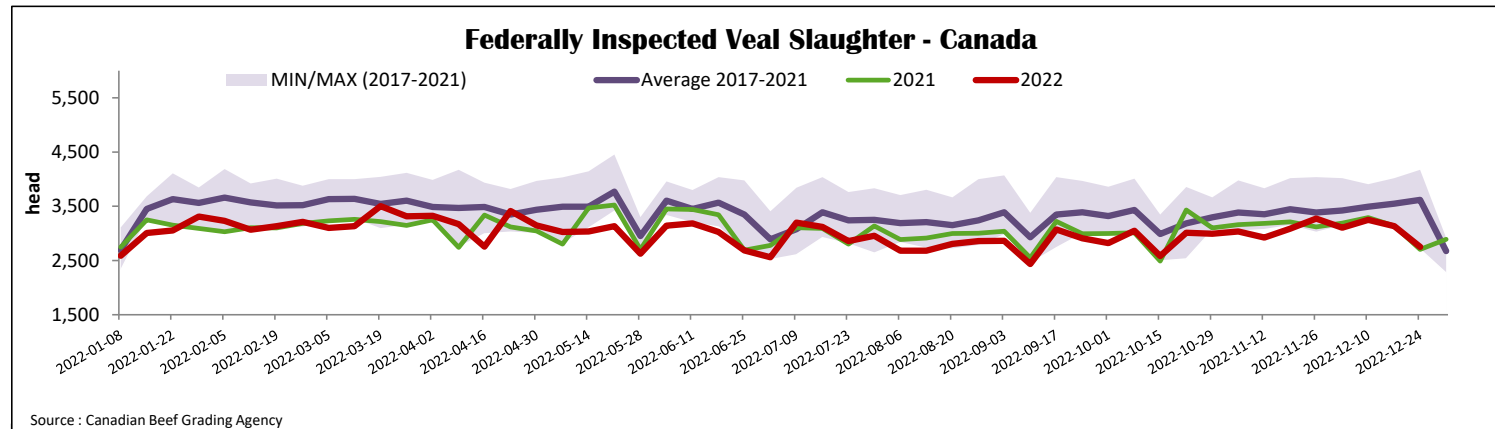
Source: Beef Farmers of Ontario

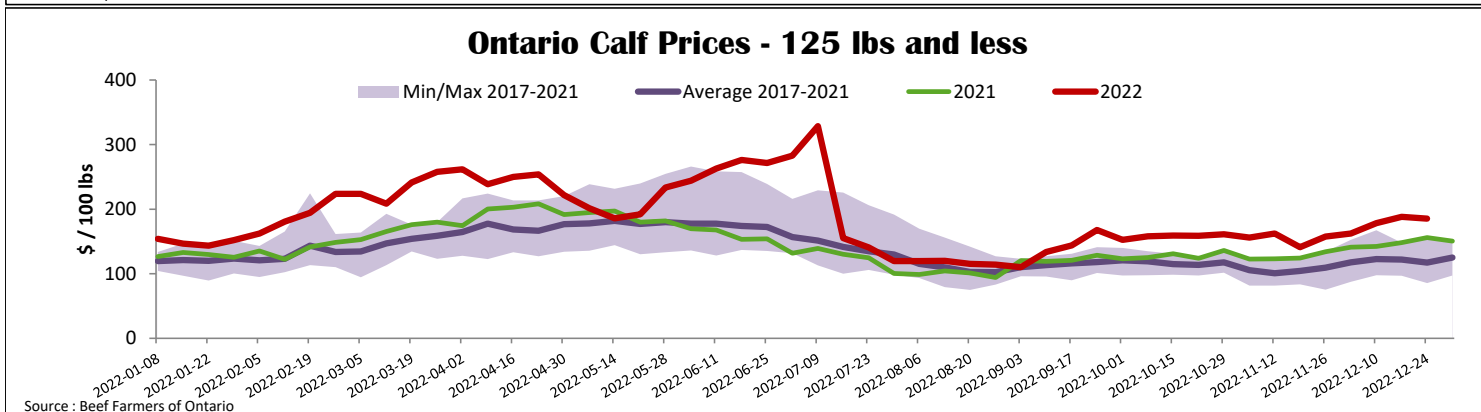
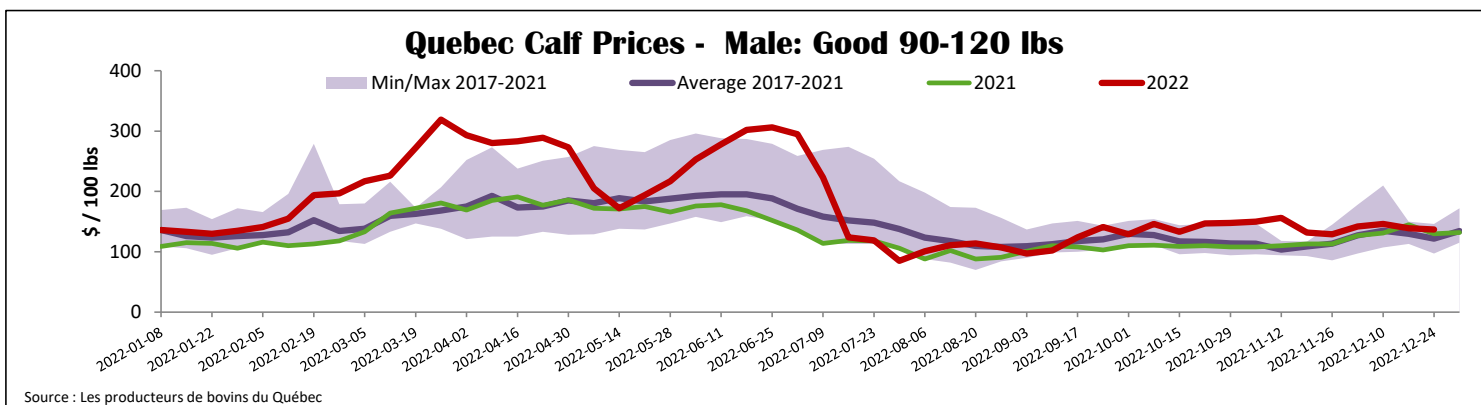
Federally Inspected Slaughter									
	Weekly			Year to date			Carcass Weight lbs (Jan-October)		
	2022	2021	% chg	2022	2021	% chg	2022	2021	% chg
Quebec	2 750	2 705	1.7 %	153 331	156 954	-2.3 %	354	357	-0.6 %
Rest of Canada	0	0	-	1	560	-99.8 %	-	385	-
<b>Canada</b>	<b>2 750</b>	<b>2 705</b>	<b>1.7 %</b>	<b>153 332</b>	<b>157 514</b>	<b>-2.7 %</b>	<b>354</b>	<b>357</b>	<b>-0.6 %</b>

Source: Canadian Beef Grading Agency / Source: Canadian Food Inspection Agency (CFIA)

Domestic Exports					Imports				
Total veal (tonnes)	Jan. 1 - Nov. 30, 2022				Total veal (tonnes)	Jan. 1 - Dec. 24, 2022			
	2022	2021	% chg			2022	2021	% chg	
United States	3 339	3 345	-0.2 %		New Zealand	1 709	1 780	-4.0 %	
United Arab Emirates	196	139	41.2 %		United States	672	652	3.0 %	
Qatar	14	0	-		Australia	0	32	-	
Others	3	12	-		<b>EU-27</b>				
<b>Total</b>	<b>3 552</b>	<b>3 496</b>	<b>1.6 %</b>		Netherlands	511	424	<b>20.4 %</b>	
					Others	270	393	<b>-31.2 %</b>	
					<b>EU-27 total</b>	<b>781</b>	<b>817</b>	<b>-4.5 %</b>	
					Others	13	25	<b>-46.2 %</b>	
					<b>Total</b>	<b>3 175</b>	<b>3 306</b>	<b>-4.0 %</b>	

Source: Statistics Canada / Source: CFIA





<b>United States</b>						
Week ending December 17, 2022						
<b>Federally Inspected Slaughter</b>				<b>Pennsylvania Calf Auction</b>		
	Weekly			Year to date		
Milk-fed or nature	<b>2022</b>	<b>2021</b>	% chg	<b>2022</b>	<b>2021</b>	% chg
North East & North Central*	2 418	3 150	-23.2 %	137 842	134 222	2.7 %
Other calves	4 965	5 571	-10.9 %	208 448	233 512	-10.7 %
	<b>7 383</b>	<b>8 721</b>	<b>-15.3 %</b>	<b>346 290</b>	<b>367 734</b>	<b>-5.8 %</b>
Production						
Calves (million lbs)	1.1	1.2	-8.3 %	50.6	49.3	2.6 %
Live weight (lbs)	246	238	3.4 %			
Dressed weight (lbs)	143	138	3.6 %			
Source : USDA						
<b>North East &amp; North Central</b>				December 24, 2022		
(Veal Carcass, Hot Basis – Paid to Producer (Hide off, 255-315 lbs))						
Special fed : milk fed, nature						
\$US / 100 lbs				Weighted Average	Min	Max
Non-Packer & Packers Owned				437.98	430.00	440.00
Source : USDA						
				Graded Holstein Bull Calves*		
				\$ / 100 lbs		
				Weight	Head	
				Number 1	- 89 lbs	12
					90 - 120 lbs	91
					+ 120 lbs	0
					Beef Cross	19
						40.00
						175.00
						30.00
						190.00
						0.00
						0.00
						250.00
						365.00
				Number 2	- 100 lbs	51
					+ 100 lbs	32
					Beef Cross	0
						10.00
						160.00
						40.00
						165.00
						0.00
						0.00
				Number 3	- 100 lbs	22
					+ 100 lbs	18
					Beef Cross	0
						15.00
						145.00
						20.00
						85.00
						0.00
						0.00
* Does not include all head sold						
Source : USDA						