

Veal Supply at a Glance - Canada

For week ending January 14, 2023

| Quebec Live Auction | | | | | | | | | | | |
|---|--------|----------------------|--------|--------|--------|----------------------|--------|--------|--------------|-------|---------|
| | Number | 2023 | | | Number | 2022 | | | Volume (YTD) | | |
| | | Price (\$ / 100 lbs) | | | | Price (\$ / 100 lbs) | | | head | | |
| Dairy Calves | (head) | Average | Min | Max | (head) | Average | Min | Max | 2023 | 2022 | % chg |
| Holstein Male | | | | | | | | | | | |
| Good 90 -120 lbs | 425 | 189.00 | 150.00 | 220.00 | 439 | 133.00 | 110.00 | 155.00 | 874 | 991 | -11.8 % |
| Good 121 - 140 lbs | 150 | 184.00 | 160.00 | 205.00 | 215 | 138.00 | 120.00 | 155.00 | 321 | 477 | -32.7 % |
| Average 90 - 140 lbs | 414 | 157.00 | 100.00 | 195.00 | 438 | 108.00 | 80.00 | 145.00 | 833 | 923 | -9.8 % |
| Misc. - All weights | 154 | 60.00 | 16.00 | 120.00 | 213 | 47.00 | 20.00 | 90.00 | 340 | 452 | -24.8 % |
| Holstein Female | | | | | | | | | | | |
| Good 90 -120 lbs | 27 | 161.00 | 120.00 | 200.00 | 38 | 80.00 | 50.00 | 170.00 | 63 | 81 | -22.2 % |
| Other milk breeds (all weights) | 23 | 102.00 | 30.00 | 200.00 | 14 | 74.00 | 40.00 | 110.00 | 43 | 73 | -41.1 % |
| Crossbreeds dairy-butcher (all weights) | 587 | 338.00 | 180.00 | 440.00 | 552 | 347.00 | 215.00 | 475.00 | 1 130 | 1 139 | -0.8 % |
| A2 Grain fed veal cattle (hide off) | 1,254 | 355.00 | n/a | n/a | 1,469 | 298.10 | n/a | n/a | 3 604 | 2 684 | 34.3 % |
| 688 lbs live / 375-419 lbs hide off | | | | | | | | | | | |

Source: Les producteurs de bovins du Québec

| Ontario Live Auction | | | | | | | | | | | |
|----------------------|--------|----------------------|--------|--------|--------|----------------------|--------|--------|--------------|-------|---------|
| | Number | 2023 | | | Number | 2022 | | | Volume (YTD) | | |
| | | Price (\$ / 100 lbs) | | | | Price (\$ / 100 lbs) | | | head | | |
| | (head) | Average | Min | Max | (head) | Average | Min | Max | 2023 | 2022 | % chg |
| + 600 lbs | 564 | 196.50 | 172.91 | 217.79 | 548 | 147.17 | 123.48 | 166.30 | 1 005 | 1 061 | -5.3 % |
| 451 - 600 lbs | 40 | 161.42 | 125.49 | 189.51 | 35 | 127.38 | 88.66 | 152.74 | 65 | 67 | -3.0 % |
| 301 - 450 lbs | 50 | 186.45 | 155.41 | 213.93 | 31 | 147.32 | 95.00 | 183.99 | 97 | 66 | 47.0 % |
| 126 - 300 lbs | 183 | 183.62 | 132.51 | 308.19 | 161 | 129.82 | 81.05 | 253.85 | 374 | 368 | 1.6 % |
| - 125 lbs | 778 | 202.88 | 139.17 | 389.05 | 844 | 146.42 | 79.44 | 338.97 | 1 514 | 1 766 | -14.3 % |

Source: Beef Farmers of Ontario

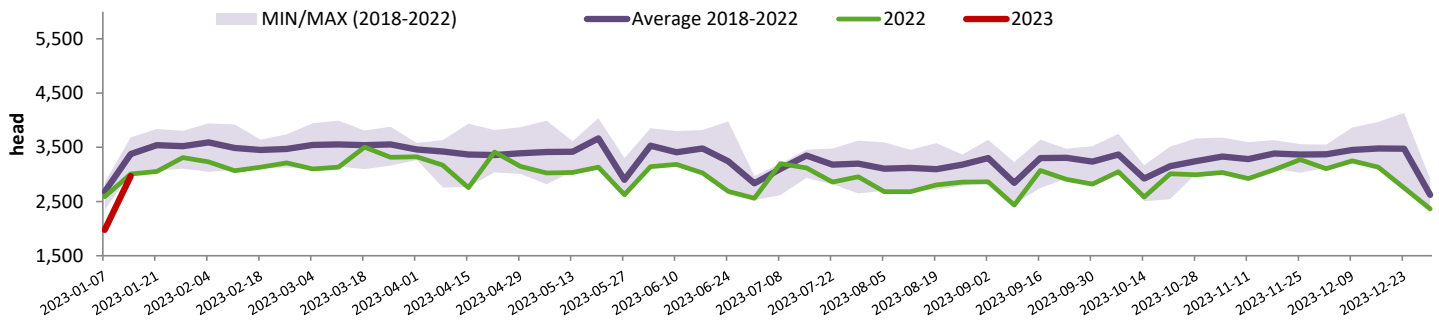
| Federally Inspected Slaughter | | | | | | | | | |
|-------------------------------|--------------|--------------|---------------|--------------|--------------|----------------|-----------------------------------|------------|---------------|
| | Weekly | | | Year to date | | | Carcass Weight lbs (Jan-November) | | |
| | 2023 | 2022 | % chg | 2023 | 2022 | % chg | 2022 | 2021 | % chg |
| Quebec | 2 970 | 3 006 | -1.2 % | 4 947 | 5 593 | -11.6 % | 354 | 357 | -0.6 % |
| Rest of Canada | 0 | 0 | - | 0 | 0 | - | - | 385 | - |
| Canada | 2 970 | 3 006 | -1.2 % | 4 947 | 5 593 | -11.6 % | 354 | 357 | -0.6 % |

Source: Canadian Beef Grading Agency / Source: Canadian Food Inspection Agency (CFIA)

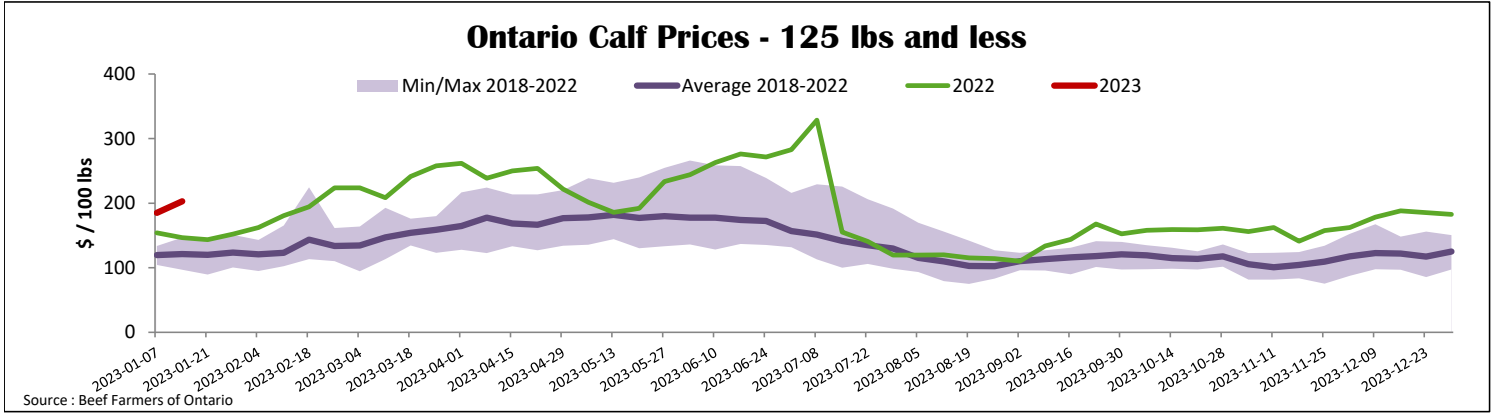
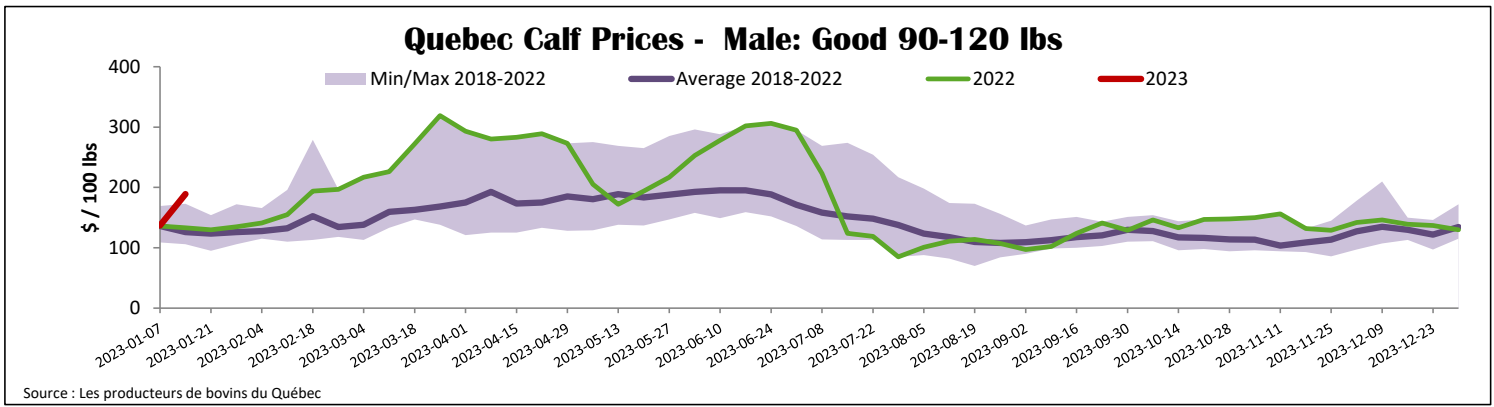
| Domestic Exports | | | | | Imports | | | | |
|----------------------|------------------------|--------------|--------------|--|---------------------|------------------------|------------|----------------|--|
| Total veal (tonnes) | Jan. 1 - Nov. 30, 2022 | | | | Total veal (tonnes) | Jan. 1 - Jan. 14, 2023 | | | |
| | 2022 | 2021 | % chg | | | 2023 | 2022 | % chg | |
| United States | 3 339 | 3 345 | -0.2 % | | New Zealand | 1 | 55 | -97.5 % | |
| United Arab Emirates | 196 | 139 | 41.2 % | | United States | 5 | 24 | -79.1 % | |
| Qatar | 14 | 0 | - | | Australia | 0 | 0 | - | |
| Others | 3 | 12 | -71.8 % | | EU-27 | | | | |
| Total | 3 552 | 3 496 | 1.6 % | | Netherlands | 0 | 24 | - | |
| | | | | | Others | 0 | 2 | - | |
| | | | | | EU-27 total | 0 | 26 | -93.9 % | |
| | | | | | Others | 0 | 0 | - | |
| | | | | | Total | 6 | 105 | -93.9 % | |

Source: Statistics Canada / Source: CFIA

Federally Inspected Veal Slaughter - Canada



Source: Canadian Beef Grading Agency



| United States | | | | | | |
|--|------------------|--------------|----------------|----------------------------------|--------------|----------------|
| Week ending January 7, 2023 | | | | | | |
| Federally Inspected Slaughter | | | | Pennsylvania Calf Auction | | |
| | Weekly | | | Year to date | | |
| Milk-fed or nature | 2023 | 2022 | % chg | 2023 | 2022 | % chg |
| North East & North Central* | 2 133 | 2 729 | -21.8 % | 2 133 | 4 960 | -57.0 % |
| Other calves | 4 492 | 4 927 | -8.8 % | 4 492 | 2 696 | 66.6 % |
| | 6 625 | 7 656 | -13.5 % | 6 625 | 7 656 | -13.5 % |
| Production | | | | | | |
| Calves (million lbs) | 0.9 | 1.1 | -18.2 % | 0.9 | 1.1 | -18.2 % |
| Live weight (lbs) | 236 | 243 | -2.9 % | | | |
| Dressed weight (lbs) | 137 | 243 | -43.6 % | | | |
| Source : USDA | | | | | | |
| North East & North Central | | | | | | |
| (Veal Carcass, Hot Basis – Paid to Producer (Hide off, 255-315 lbs)) | | | | | | |
| Special fed : milk fed, nature | | | | | | |
| \$US / 100 lbs | Weighted Average | | | Min | Max | |
| Non-Packer & Packers Owned | 435.97 | | | 430.00 | 440.00 | |
| Source : USDA | | | | | | |
| Graded Holstein Bull Calves* | | | | | | |
| January 7, 2023 | | | | | | |
| | Weight | Head | \$ / 100 lbs | | | |
| Number 1 | - 89 lbs | 42 | 150.00 | 235.00 | | |
| | 90 - 120 lbs | 177 | 70.00 | 300.00 | | |
| | + 120 lbs | 17 | 150.00 | 230.00 | | |
| Beef Cross | | 64 | 165.00 | 395.00 | | |
| | Number 2 | | | | | |
| - 100 lbs | 68 | 70.00 | 185.00 | | | |
| + 100 lbs | 72 | 100.00 | 180.00 | | | |
| Beef Cross | 9 | 210.00 | 260.00 | | | |
| Number 3 | | | | | | |
| - 100 lbs | 82 | 15.00 | 185.00 | | | |
| + 100 lbs | 35 | 45.00 | 160.00 | | | |
| Beef Cross | 0 | 0.00 | 0.00 | | | |
| * Does not include all head sold | | | | | | |
| Source : USDA | | | | | | |