

### Veal Supply at a Glance - Canada

For week ending March 11, 2023

Quebec Live Auction											
	2023				2022				Volume (YTD)		
	Number (head)	Price (\$ / 100 lbs)			Number (head)	Price (\$ / 100 lbs)			head		
Dairy Calves											
Holstein Male		Average	Min	Max		Average	Min	Max	2023	2022	% chg
Good 90 -120 lbs	425	313.00	280.00	385.00	412	226.00	200.00	265.00	4 284	4 413	-2.9 %
Good 121 - 140 lbs	147	309.00	260.00	375.00	168	223.00	200.00	250.00	1 536	1 945	-21.0 %
Average 90 - 140 lbs	353	268.00	175.00	340.00	376	178.00	100.00	245.00	3 809	4 033	-5.6 %
Misc. - All weights	161	121.00	30.00	230.00	129	64.00	20.00	130.00	1 612	1 669	-3.4 %
Holstein Female											
Good 90 -120 lbs	42	260.00	200.00	360.00	50	153.00	100.00	190.00	341	373	-8.6 %
Other milk breeds (all weights)	15	119.00	15.00	280.00	7	82.00	30.00	160.00	186	176	5.7 %
Crossbreeds dairy-butcher (all weights)	497	604.00	350.00	895.00	431	310.00	230.00	355.00	5 279	4 883	8.1 %
A2 Grain fed veal cattle (hide off)	1,501	355.00	n/a	n/a	1,420	300.00	n/d	n/d	17 047	14 720	15.8 %
688 lbs live / 375-419 lbs hide off											

Source: Les producteurs de bovins du Québec

Ontario Live Auction											
	2023				2022				Volume (YTD)		
	Number (head)	Price (\$ / 100 lbs)			Number (head)	Price (\$ / 100 lbs)			head		
+ 600 lbs	640	190.05	168.73	206.49	702	144.70	121.14	162.93	5 304	5 896	-10.0 %
451 - 600 lbs	26	153.05	131.54	182.69	40	126.05	109.40	137.44	307	362	-15.2 %
301 - 450 lbs	16	146.41	133.18	158.18	53	132.78	105.08	163.95	273	315	-13.3 %
126 - 300 lbs	106	325.14	197.55	565.70	148	175.49	142.92	253.48	1 232	1 592	-22.6 %
- 125 lbs	708	353.60	219.53	667.21	707	208.59	156.82	315.60	7 045	7 857	-10.3 %

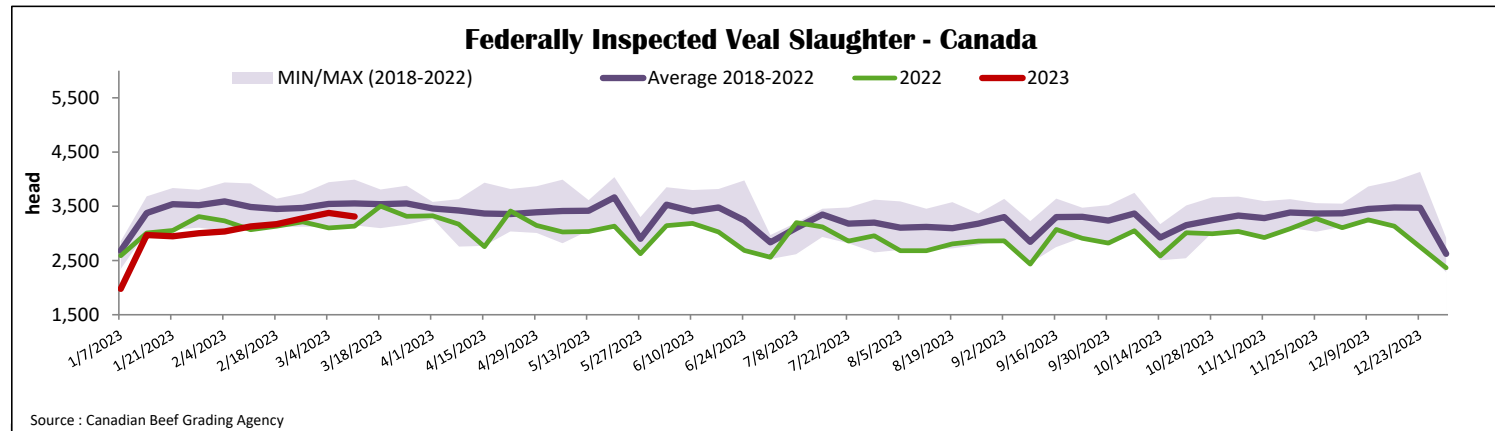
Source: Beef Farmers of Ontario

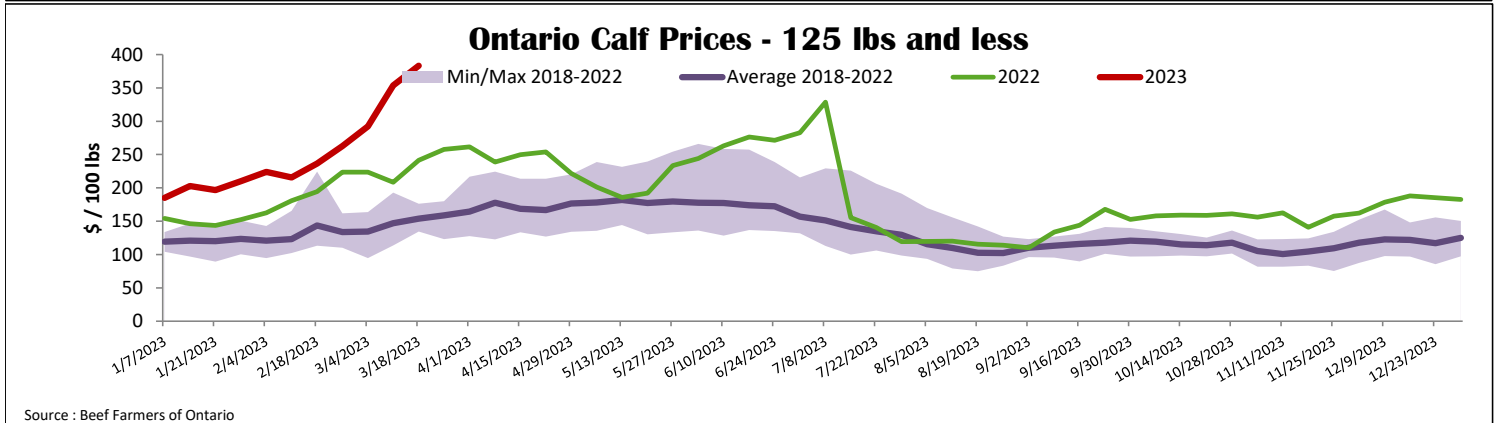
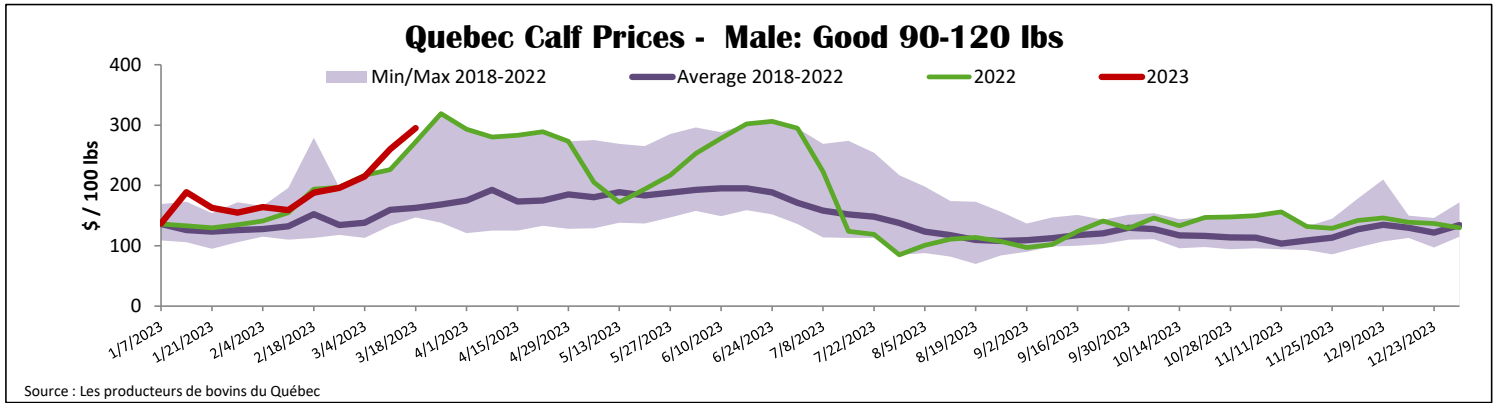
Federally Inspected Slaughter									
	Weekly			Year to date			Carcass Weight lbs (Jan-December)		
	2023	2022	% chg	2023	2022	% chg	2022	2021	% chg
Quebec	3 309	3 133	5.6 %	30 190	30 835	-2.1 %	355	356	-0.1 %
Rest of Canada	0	0	-	0	0	-	-	385	-
<b>Canada</b>	<b>3 309</b>	<b>3 133</b>	<b>5.6 %</b>	<b>30 190</b>	<b>30 835</b>	<b>-2.1 %</b>	<b>354</b>	<b>357</b>	<b>-0.6 %</b>

Source: Canadian Beef Grading Agency / Source: Canadian Food Inspection Agency (CFIA)

Domestic Exports					Imports				
Jan. 1 - Jan. 31, 2023					Jan. 1 - March 11, 2023				
	2023	2022	% chg			2023	2022	% chg	
Total veal (tonnes)					Total veal (tonnes)				
United States	300	286	5.0 %		New Zealand	18	127	<b>-85.6 %</b>	
United Arab Emirates	23	12	86.0 %		United States	113	99	<b>14.2 %</b>	
Qatar	1	0	-		Australia	0	0		
Others	0	12	-		<b>EU-27</b>				
<b>Total</b>	<b>324</b>	<b>298</b>	<b>8.5 %</b>		Netherlands	76	79	<b>-4.5 %</b>	
					Others	8	68	<b>-88.8 %</b>	
					<b>EU-27 total</b>	<b>83</b>	<b>147</b>	<b>-43.4 %</b>	
					Others	0	0		
					<b>Total</b>	<b>215</b>	<b>373</b>	<b>-42.4 %</b>	

Source: Statistics Canada / Source: CFIA





<b>United States</b>						
Week ending March 4, 2023						
<b>Federally Inspected Slaughter</b>				<b>Pennsylvania Calf Auction</b>		
	Weekly			Year to date		
Milk-fed or nature	<b>2023</b>	<b>2022</b>	% chg	<b>2023</b>	<b>2022</b>	% chg
North East & North Central*	2 601	2 654	-2.0 %	21 877	28 012	-21.9 %
Other calves	3 178	4 539	-30.0 %	41 462	39 484	5.0 %
	<b>5 779</b>	<b>7 193</b>	<b>-19.7 %</b>	<b>63 339</b>	<b>67 496</b>	<b>-6.2 %</b>
Production						
Calves (million lbs)	0.9	1.1	-18.2 %	8.5	9.5	-10.5 %
Live weight (lbs)	264	253	4.3 %			
Dressed weight (lbs)	154	148	4.1 %			
Source : USDA						
<b>North East &amp; North Central</b>						
(Veal Carcass, Hot Basis – Paid to Producer (Hide off, 255-315 lbs))						
Special fed : milk fed, nature						
\$US / 100 lbs	Weighted Average			Min	Max	
Non-Packer & Packers Owned	429.22			425.00	435.00	
Source : USDA						
<b>Graded Holstein Bull Calves*</b>						
March 4, 2023						
			\$ / 100 lbs			
	Weight	Head	Min	Max		
Number 1	- 89 lbs	16	140.00	390.00		
	90 - 120 lbs	114	150.00	212.00		
	+ 120 lbs	8	145.00	170.00		
	Beef Cross	23	290.00	450.00		
Number 2	- 100 lbs	27	105.00	217.00		
	+ 100 lbs	42	130.00	210.00		
	Beef Cross	0	0.00	0.00		
Number 3	- 100 lbs	72	15.00	177.00		
	+ 100 lbs	25	150.00	190.00		
	Beef Cross	0	0.00	0.00		
* Does not include all head sold						
Source : USDA						