



## Veal Supply at a Glance - Canada

For week ending September 9, 2023

Quebec Live Auction											
	Number	2023			Number	2022			Volume (YTD)		
		Price ( \$ / 100 lbs)				Price ( \$ / 100 lbs)			head		
Dairy Calves	(head)	Average	Min	Max	(head)	Average	Min	Max	2023	2022	% chg
Holstein Male											
Good 90 -120 lbs	533	378.00	215.00	425.00	259	102.00	90.00	115.00	17 595	16 084	9.4 %
Good 121 - 140 lbs	139	365.00	300.00	400.00	74	108.00	100.00	120.00	5 677	5 860	-3.1 %
Average 90 - 140 lbs	312	315.00	210.00	395.00	146	81.00	60.00	100.00	13 650	13 516	1.0 %
Misc. - All weights	184	134.00	25.00	290.00	81	41.00	20.00	60.00	6 027	6 281	-4.0 %
Holstein Female											
Good 90 -120 lbs	38	336.00	250.00	640.00	18	85.00	30.00	250.00	1 554	1 400	11.0 %
Other milk breeds (all weights)	23	218.00	40.00	420.00	9	50.00	30.00	80.00	634	608	4.3 %
Crossbreeds dairy-butcher (all weights)	665	773.00	600.00	890.00	306	371.00	230.00	500.00	20 407	16 892	20.8 %
A2 Grain fed veal cattle (hide off)	1,441	368.00	n/a	n/a	1,140	318.00	n/d	n/d	50 698	48 426	4.7 %
688 lbs live / 375-419 lbs hide off											

Source: Les producteurs de bovins du Québec

Ontario Live Auction											
	Number	2023			Number	2022			Volume (YTD)		
		Price ( \$ / 100 lbs)				Price ( \$ / 100 lbs)			head		
	(head)	Average	Min	Max	(head)	Average	Min	Max	2023	2022	% chg
+ 600 lbs	438	217.53	201.30	235.88	416	169.18	152.53	184.14	21 108	22 939	-8.0 %
451 - 600 lbs	13	187.05	173.77	202.15	21	116.75	93.90	141.48	975	1 195	-18.4 %
301 - 450 lbs	8	261.80	229.88	299.87	33	231.05	175.19	295.89	904	1 037	-12.8 %
126 - 300 lbs	98	362.22	234.00	593.41	98	128.96	77.80	245.15	4 471	4 837	-7.6 %
- 125 lbs	850	454.35	273.94	786.24	845	133.71	61.87	354.87	28 945	29 452	-1.7 %

Federally Inspected Slaughter									
	Weekly	Year to date			Carcass Weight lbs (Jan-July)				
		2023	2022	% chg	2023	2022	% chg		
Quebec	2 476	2 435	1.7 %	109 990	108 347	1.5 %	370	355	4.0 %
Rest of Canada	0	0	-	0	1	-	-	-	-
<b>Canada</b>	<b>2 476</b>	<b>2 435</b>	<b>1.7 %</b>	<b>109 990</b>	<b>108 348</b>	<b>1.5 %</b>	<b>370</b>	<b>355</b>	<b>4.0 %</b>

Source: Canadian Beef Grading Agency

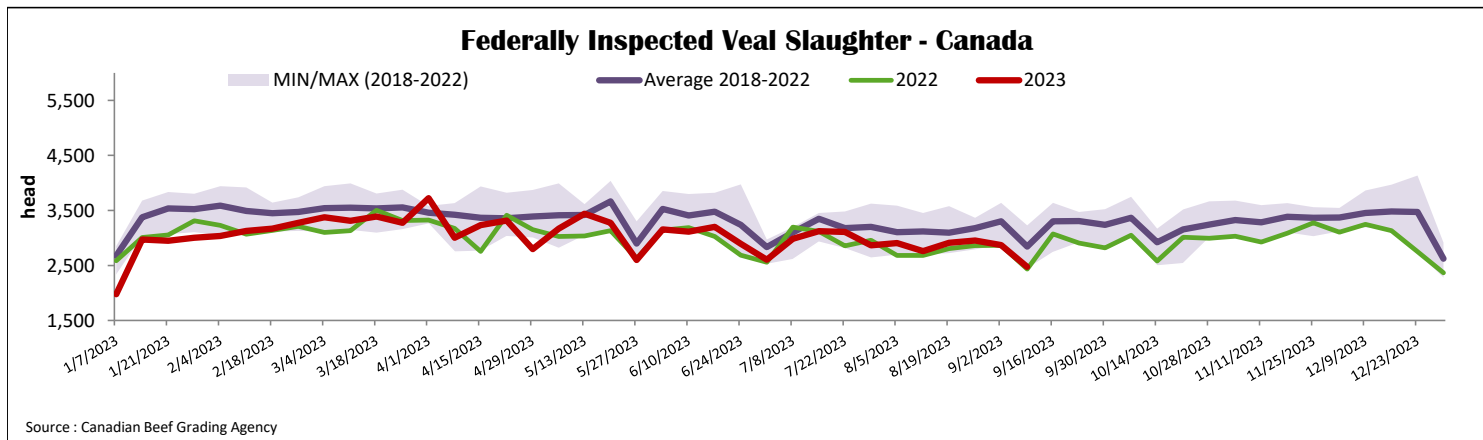
Source: Canadian Food Inspection Agency (CFIA)

Domestic Exports			
Total veal (tonnes)	Jan. 1 - July 31, 2023		
	2023	2022	% chg
United States	2 223	2 061	7.9 %
United Arab Emirates	96	121	-20.6 %
Qatar	5	0	-
Others	0	3	-
<b>Total</b>	<b>2 324</b>	<b>2 186</b>	<b>6.3 %</b>

Source: Statistics Canada

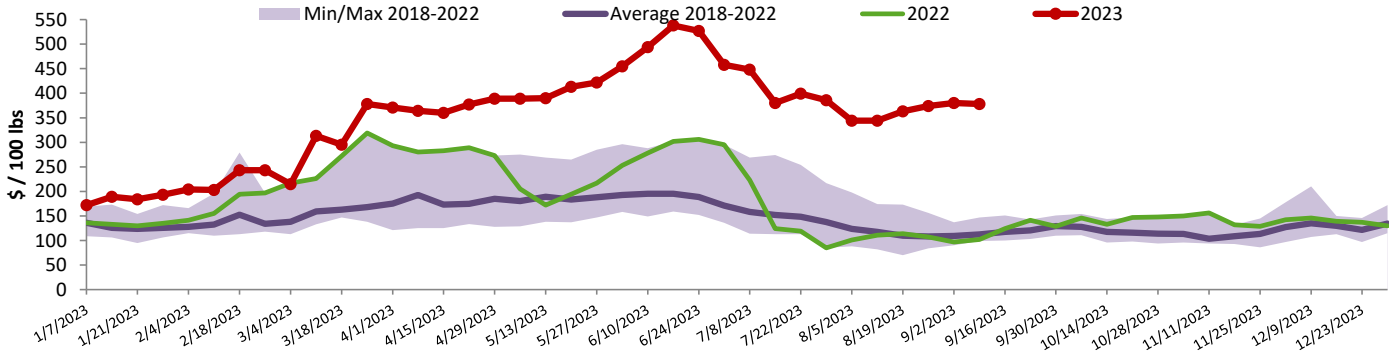
Imports			
Total veal (tonnes)	Jan. 1 - Sept. 9, 2023		
	2023	2022	% chg
United States	490	352	39.1 %
New Zealand	337	310	8.7 %
Australia	0	0	-
<b>EU-27</b>			
Netherlands	326	345	-5.5 %
Others	139	197	-29.6 %
<b>EU-27 total</b>	<b>465</b>	<b>542</b>	<b>-14.3 %</b>
Others	0	1	-
<b>Total</b>	<b>1 291</b>	<b>1 205</b>	<b>7.1 %</b>

Source: CFIA



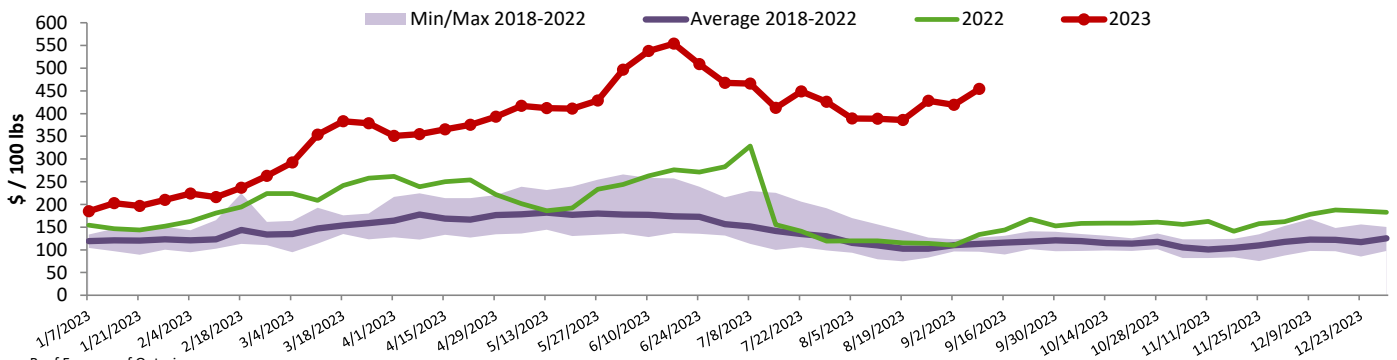


### Quebec Calf Prices - Male: Good 90-120 lbs



Source : Les producteurs de bovins du Québec

### Ontario Calf Prices - 125 lbs and less



Source : Beef Farmers of Ontario

### United States

Week ending September 2, 2023

#### Federally Inspected Slaughter

	Weekly			Year to date		
	2023	2022	% chg	2023	2022	% chg
Milk-fed or nature						
North East & North Central*	2 279	2 590	-12.0 %	84 694	99 154	-14.6 %
Other calves	2 882	4 656	-38.1 %	113 306	141 743	-20.1 %
	<b>5 161</b>	<b>7 246</b>	<b>-28.8 %</b>	<b>198 000</b>	<b>240 897</b>	<b>-17.8 %</b>
Production						
Calves (million lbs)	0.8	1.0	-20.0 %	31.6	35.5	-11.0 %
Live weight (lbs)	278	237	17.3 %			
Dressed weight (lbs)	164	137	19.7 %			

Source : USDA

#### Pennsylvania Calf Auction

Graded Holstein Bull Calves\* September 2, 2023

	Weight	Head	\$ / 100 lbs	
			Min	Max
Number 1	- 89 lbs	49	100.00	410.00
	90 - 120 lbs	165	250.00	480.00
	+ 120 lbs	0	0.00	0.00
Beef Cross		70	420.00	730.00
Number 2	- 100 lbs	50	210.00	305.00
	+ 100 lbs	20	210.00	300.00
	Beef Cross	5	350.00	550.00
Number 3	- 100 lbs	25	15.00	250.00
	+ 100 lbs	2	150.00	245.00
	Beef Cross	0	0.00	0.00

\* Does not include all head sold

#### North East & North Central

(Veal Carcass, Hot Basis – Paid to Producer (Hide off, 255-315 lbs))

Special fed : milk fed, nature	Weighted Average	Min	Max
\$US / 100 lbs			
Non-Packer & Packers Owned	436.62	430.00	450.00

Source : USDA

Source : USDA