Agriculture and Agri-Food Canada | Agriculture et Agroalimentaire Canada

Unclassified / Non classifié

Canada

Veal Supply at a Glance - Canada

For week ending September 30, 2023

Quebec Live Auction

Dairy Calves	2023 Number (head)	2023 Price ($ / 100 lbs) Average	Min	Max	2022 Number (head)	2022 Price ($ / 100 lbs) Average	Min	Max	Volume (YTD) head 2023	2022	% chg
Holstein Male											
Good 90 -120 lbs	651	383.00	300.00	425.00	547	129.00	115.00	150.00	19 399	17 637	10.0 %
Good 121 - 140 lbs	148	370.00	310.00	405.00	155	130.00	110.00	150.00	6 117	6 304	-3.0 %
Average 90 - 140 lbs	303	328.00	200.00	400.00	406	105.00	75.00	140.00	14 861	14 453	2.8 %
Misc. - All weights	156	111.00	20.00	250.00	220	46.00	30.00	80.00	6 592	6 762	-2.5 %
Holstein Female											
Good 90 -120 lbs	40	329.00	200.00	385.00	43	102.00	45.00	195.00	1 693	1 502	12.7 %
Other milk breeds (all weights)	22	215.00	20.00	380.00	51	71.00	30.00	120.00	743	690	7.7 %
Crossbreeds dairy-butcher (all weights)	697	753.00	580.00	880.00	567	365.00	150.00	510.00	22 467	18 476	21.6 %
A2 Grain fed veal cattle (hide off)	1,325	377.00	n/a	n/a	1,332	330.00	n/d	n/d	54 457	52 250	4.2 %

688 lbs live / 375-419 lbs hide off

Source: Les producteurs de bovins du Québec

Ontario Live Auction

	2023 Number (head)	2023 Price ($ / 100 lbs) Average	Min	Max	2022 Number (head)	2022 Price ($ / 100 lbs) Average	Min	Max	Volume (YTD) head 2023	2022	% chg
+ 600 lbs	567	223.76	200.38	245.77	541	181.05	160.11	202.84	22 838	24 685	-7.5 %
451 - 600 lbs	23	172.09	137.72	199.61	23	162.69	148.67	174.74	1 034	1 276	-19.0 %
301 - 450 lbs	51	355.01	218.35	467.76	44	243.84	168.18	324.21	1 041	1 161	-10.3 %
126 - 300 lbs	147	344.95	192.20	594.05	122	150.90	100.49	296.02	4 913	5 207	-5.6 %
- 125 lbs	872	452.27	281.46	774.15	898	152.60	98.53	334.50	31 740	32 105	-1.1 %

Federally Inspected Slaughter

	Weekly 2023	2022	% chg	Year to date 2023	2022	% chg	Carcass Weight lbs (Jan-August) 2023	2022	% chg
Quebec	2 881	2 819	2.2 %	118 626	117 146	1.3 %	369	354	4.3 %
Rest of Canada	0	0	-	0	1	-	-	-	-
Canada	**2 881**	**2 819**	2.2 %	**118 626**	**117 147**	**1.3 %**	**369**	**354**	4.3 %

Source : Canadian Beef Grading Agency

Source: Canadian Food Inspection Agency (CFIA)

Domestic Exports

Total veal (tonnes) Jan. 1 - Aug. 31, 2023

	2023	2022	% chg
United States	2 497	2 396	4.2 %
United Arab Emirates	105	127	-17.7 %
Qatar	5	0	-
Others	0	7	
Total	**2 607**	**2 530**	3.1 %

Source: Statistics Canada

Imports

Total veal (tonnes) Jan. 1 - Sept. 30, 2023

	2023	2022	% chg
New Zealand	640	367	**74.4 %**
United States	499	403	**23.6 %**
Australia	0	0	
EU-27			
Netherlands	457	389	**17.3 %**
Others	203	217	**-6.5 %**
EU-27 total	**660**	**607**	**8.8 %**
Others	0	1	
Total	**1 798**	**1 378**	**30.5 %**

Source: CFIA

Federally Inspected Veal Slaughter - Canada

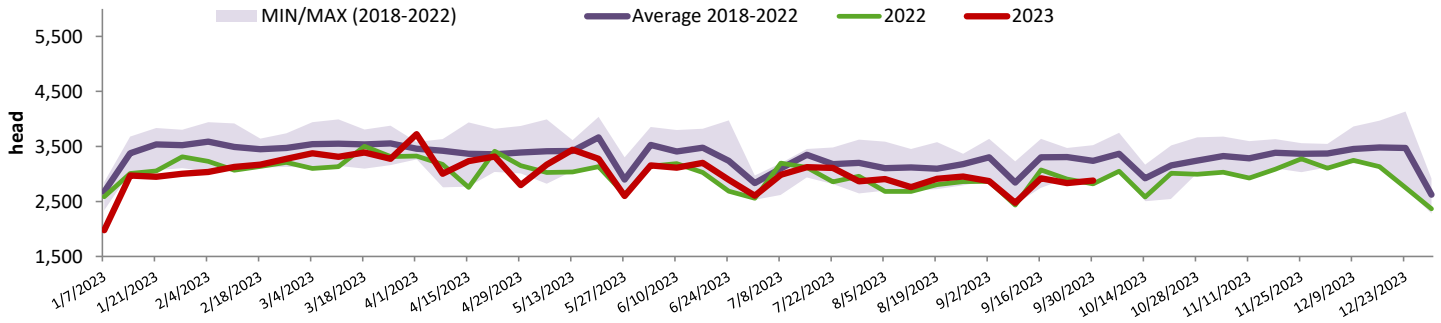

Source : Canadian Beef Grading Agency

Prepared by : Redmeat Section, Agriculture and Agri-Food Canada
Website : http://www.agr.gc.ca/redmeat

Contact : Julie Dawson
613-793-7543 or Julie.Dawson@agr.gc.ca

Quebec Calf Prices - Male: Good 90-120 lbs

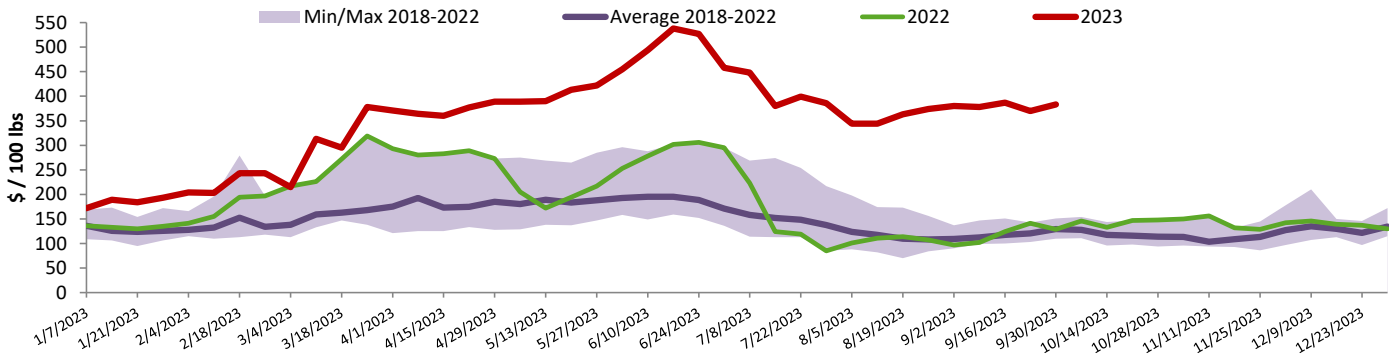

Source : Les producteurs de bovins du Québec

Ontario Calf Prices - 125 lbs and less

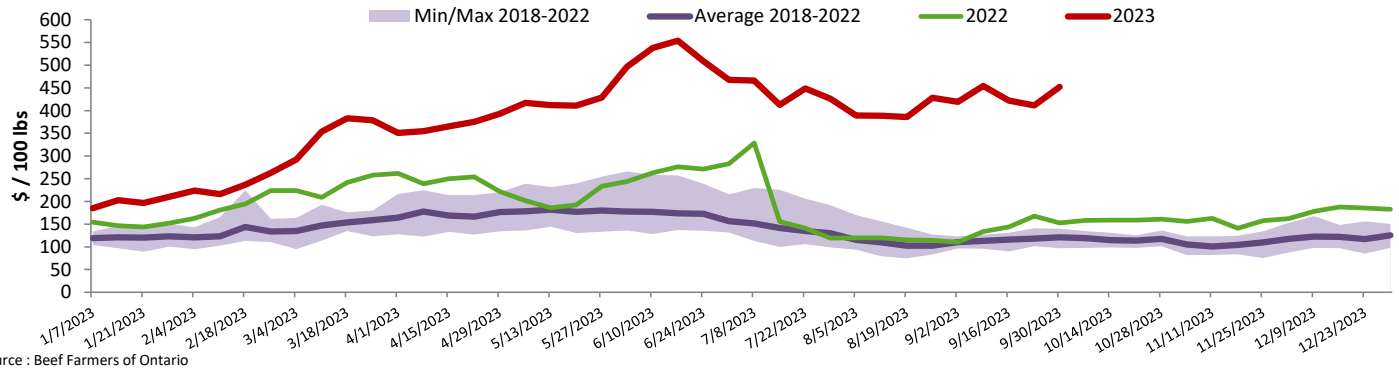

Source : Beef Farmers of Ontario

United States

Week ending September 23, 2023

Federally Inspected Slaughter

	Weekly			Year to date		
Milk-fed or nature	**2023**	**2022**	% chg	**2023**	**2022**	% chg
North East & North Central*	2 553	2 666	-4.2 %	91 932	106 579	-13.7 %
Other calves	2 652	4 340	-38.9 %	121 368	155 141	-21.8 %
	5 205	**7 006**	**-25.7 %**	**213 300**	**261 720**	**-18.5 %**
Production						
Calves (million lbs)	0.9	1.0	-10.0 %	34.1	38.4	-11.2 %
Live weight (lbs)	293	246	19.1 %			
Dressed weight (lbs)	173	143	21.0 %			

Source : USDA

North East & North Central

(Veal Carcass, Hot Basis – Paid to Producer (Hide off, 255-315 lbs))

Special fed : milk fed, nature

$US / 100 lbs	Weighted Average	Min	Max
Non-Packer & Packers Owned	439.08	435.00	450.00

Source : USDA

Pennsylvania Calf Auction

Graded Holstein Bull Calves* — September 23, 2023

	Weight	Head	$ / 100 lbs Min	Max
Number 1	- 89 lbs	13	125.00	365.00
	90 - 120 lbs	24	300.00	400.00
	+ 120 lbs	0	0.00	0.00
	Beef Cross	14	410.00	735.00
Number 2	- 100 lbs	8	225.00	360.00
	+ 100 lbs	2	275.00	370.00
	Beef Cross	0	0.00	0.00
Number 3	- 100 lbs	10	225.00	350.00
	+ 100 lbs	0	0.00	0.00
	Beef Cross	0	0.00	0.00

* Does not include all head sold

Source : USDA

Contact : Julie Dawson

613-793-7543 or Julie.Dawson@agr.gc.ca