



Veal Supply at a Glance - Canada

For week ending April 27, 2024

Quebec Live Auction											
Dairy Calves	Number	2024			2023			Volume (YTD)			
		Price (\$ / 100 lbs)	Price (\$ / 100 lbs)	Price (\$ / 100 lbs)	Number	Price (\$ / 100 lbs)	Price (\$ / 100 lbs)	head	head	% chg	
Holstein Male	(head)	Average	Min	Max	(head)	Average	Min	Max	2024	2023	% chg
Good 90 -120 lbs	587	986.00	850.00	1 111.00	507	389.00	350.00	420.00	9 430	7 531	25.2 %
Good 121 - 140 lbs	165	867.00	790.00	960.00	169	367.00	330.00	400.00	2 751	2 617	5.1 %
Average 90 - 140 lbs	222	756.00	400.00	930.00	334	334.00	200.00	390.00	5 656	6 431	-12.1 %
Misc. - All weights	83	494.00	20.00	1 060.00	179	121.00	20.00	300.00	1 921	2 724	-29.5 %
Holstein Female											
Good 90 -120 lbs	73	944.00	850.00	1 070.00	48	322.00	200.00	380.00	888	623	42.5 %
Other milk breeds (all weights)	18	547.00	30.00	890.00	12	133.00	20.00	300.00	430	301	42.9 %
Crossbreeds dairy-butcher (all weights)	334	1 051.00	740.00	1 320.00	518	656.00	420.00	820.00	7 934	8 819	-10.0 %
A2 Grain fed veal cattle (hide off)	1,543	415.00	n/a	n/a	1,351	355.00	n/d	n/d	26 550	24 853	6.8 %
688 lbs live / 375-419 lbs hide off											

Source: Les producteurs de bovins du Québec

Ontario Live Auction											
	Number	2024			2023			Volume (YTD)			
		Price (\$ / 100 lbs)	Price (\$ / 100 lbs)	Price (\$ / 100 lbs)	Number	Price (\$ / 100 lbs)	Price (\$ / 100 lbs)	head	head	% chg	
+ 600 lbs	(head)	Average	Min	Max	(head)	Average	Min	Max	2024	2023	% chg
729	729	205.84	178.97	235.58	672	199.46	155.58	199.46	9 561	9 860	-3.0 %
451 - 600 lbs	7	164.71	151.86	176.50	19	168.86	135.66	210.26	299	515	-41.9 %
301 - 450 lbs	18	346.61	301.91	403.79	50	199.46	137.97	260.56	372	534	-30.3 %
126 - 300 lbs	134	751.62	561.68	971.14	121	313.92	187.05	464.04	2 289	2 122	7.9 %
- 125 lbs	855	906.40	713.88	1 166.61	758	393.11	269.10	619.54	14 172	12 583	12.6 %

Federally Inspected Slaughter										
	Weekly	Weekly			Year to date			Carcass Weight lbs (Jan)		
		2024	2023	% chg	2024	2023	% chg	2024	2023	% chg
Quebec		3 171	2 796	13.4 %	49 837	53 586	-7.0 %	434	379	14.4 %
Rest of Canada		0	0	-	0	0	-	-	-	-
Canada		3 171	2 796	13.4 %	49 837	53 586	-7.0 %	434	379	14.4 %

Source: Canadian Beef Grading Agency

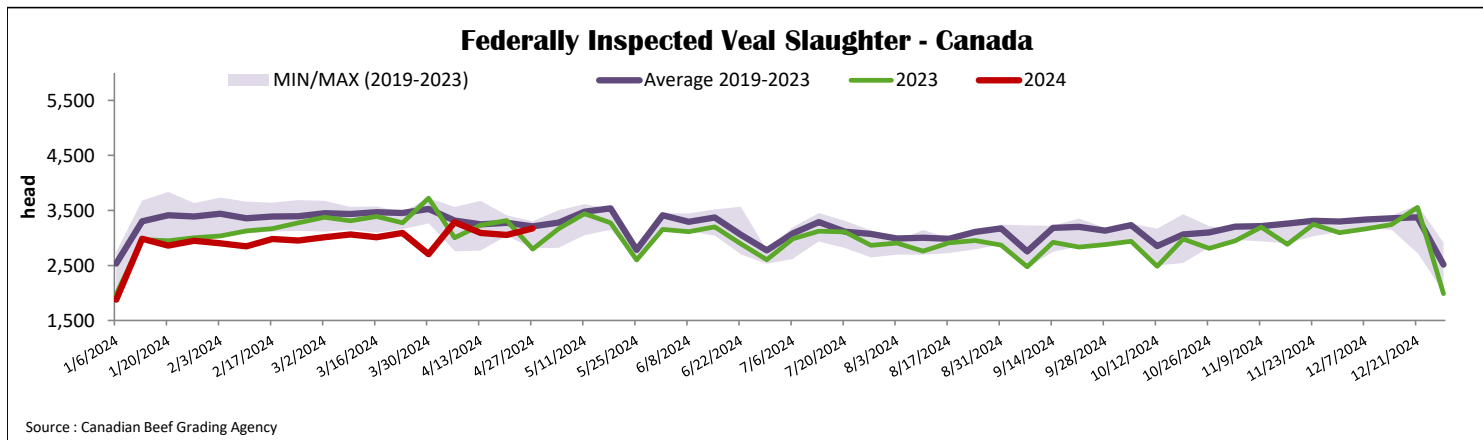
Source: Canadian Food Inspection Agency (CFIA)

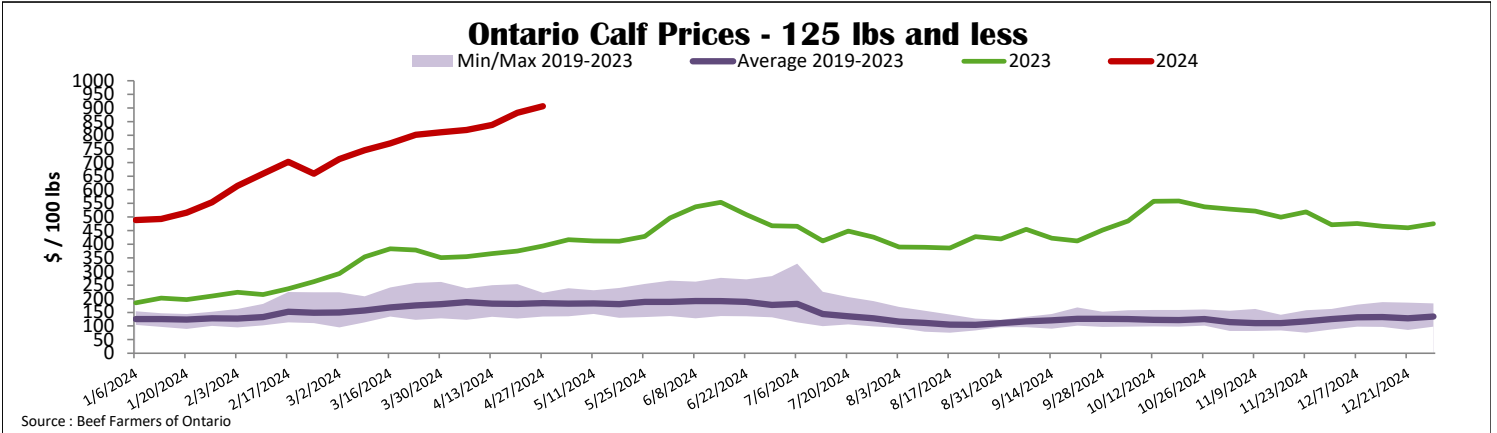
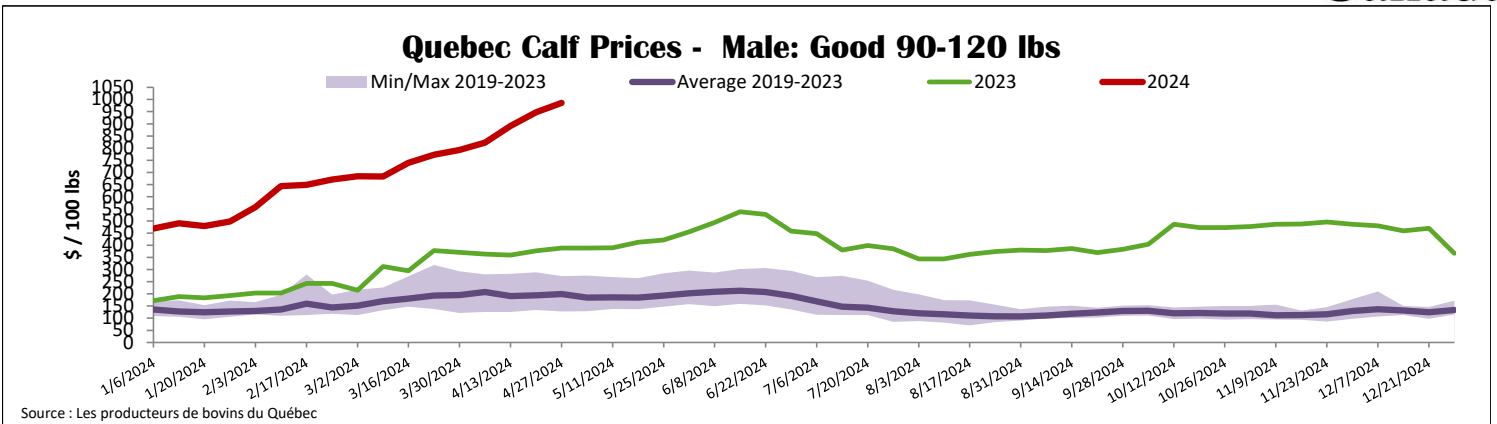
Domestic Exports				
Total veal (tonnes)	Jan. 1 - Feb. 29, 2024	2024	2023	% chg
United States		399	630	-36.7 %
United Arab Emirates		30	36	-16.4 %
Qatar		0	5	-
Others		1	0	-
Total		430	671	-35.9 %

Source: Statistics Canada

Imports				
Total veal (tonnes)	Jan. 1 - April 27, 2024	2024	2023	% chg
New Zealand		56	32	-
United States		107	281	-61.9 %
Australia		0	0	-
EU-27				
Netherlands		165	189	-12.8 %
Others		87	54	60.8 %
EU-27 total		252	243	3.6 %
Others		0	0	-
Total		415	555	-25.2 %

Source: CFIA





United States										
Week ending April 20, 2024										
Federally Inspected Slaughter				Pennsylvania Calf Auction						
	Weekly			Year to date			Graded Holstein Bull Calves* April 20, 2024			
	2024	2023	% chg	2024	2023	% chg	\$ / 100 lbs			
Milk-fed or nature										
North East & North Central	2 367	2 439	-3.0 %	35 926	38 722	-7.2 %				
Other calves	2 633	2 871	-8.3 %	35 912	58 141	-38.2 %				
Total	5 000	5 310	-5.8 %	71 838	96 863	-25.8 %				
Production										
Veal (million lbs)	0.8	0.9	-11.1 %	12.9	14.8	-12.8 %				
Live weight (lbs)	341	284	20.1 %							
Dressed weight (lbs)	204	167	22.2 %							
North East & North Central										
(Veal Carcass, Hot Basis – Paid to Producer (Hide off, 255-315 lbs))										
Special fed : milk fed, nature										
\$US / 100 lbs				Weighted Average	Min	Max				
Non-Packer & Packers Owned				451.39	448.00	475.00				
							Number 1			
							Weight	Head	Min	Max
							- 89 lbs	38	560.00	725.00
							90 - 120 lbs	214	510.00	710.00
							+ 120 lbs	9	485.00	610.00
							Beef Cross	83	610.00	960.00
							Number 2			
							- 100 lbs	53	375.00	650.00
							+ 100 lbs	53	450.00	650.00
							Beef Cross	67	600.00	800.00
							Number 3			
							- 100 lbs	29	175.00	510.00
							+ 100 lbs	11	200.00	500.00
							Beef Cross	4	400.00	540.00
							* Does not include all head sold			

Source : USDA

Source : USDA