



Veal Supply at a Glance - Canada

For week ending May 11, 2024

Quebec Live Auction											
Dairy Calves	Number	2024			Number	2023			Volume (YTD)		
		Price (\$ / 100 lbs)				Price (\$ / 100 lbs)			head		
	(head)	Average	Min	Max	(head)	Average	Min	Max	2024	2023	% chg
Holstein Male											
Good 90 -120 lbs	608	976.00	850.00	1 070.00	470	390.00	300.00	440.00	10 602	8 450	25.5 %
Good 121 - 140 lbs	147	867.00	800.00	920.00	147	373.00	240.00	440.00	3 049	2 937	3.8 %
Average 90 - 140 lbs	260	788.00	500.00	940.00	376	323.00	220.00	400.00	6 157	7 158	-14.0 %
Misc. - All weights	188	540.00	100.00	870.00	166	134.00	20.00	300.00	2 285	3 032	-24.6 %
Holstein Female											
Good 90 -120 lbs	62	916.00	810.00	1 000.00	49	352.00	150.00	470.00	1 004	708	41.8 %
Other milk breeds (all weights)	25	583.00	120.00	925.00	9	198.00	30.00	340.00	476	325	46.5 %
Crossbreeds dairy-butcher (all weights)	636	1 196.00	950.00	1 380.00	582	649.00	470.00	840.00	8 901	9 896	-10.1 %
A2 Grain fed veal cattle (hide off)	1,621	415.00	n/a	n/a	1,361	355.00	n/d	n/d	29 778	27 602	7.9 %
688 lbs live / 375-419 lbs hide off											

Source: Les producteurs de bovins du Québec

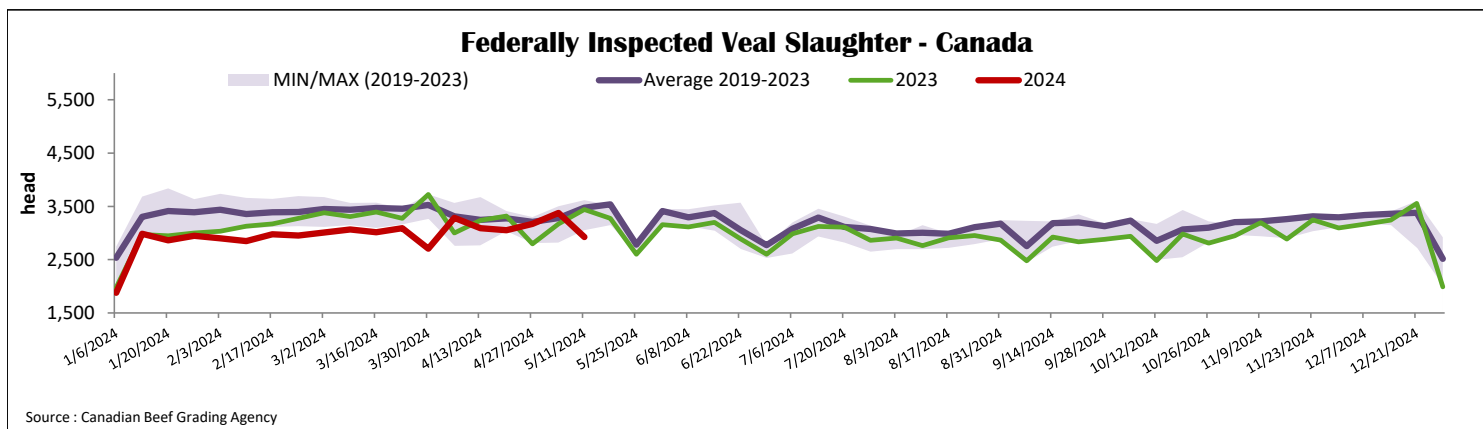
Ontario Live Auction											
	Number	2024			Number	2023			Volume (YTD)		
		Price (\$ / 100 lbs)				Price (\$ / 100 lbs)			head		
	(head)	Average	Min	Max	(head)	Average	Min	Max	2024	2023	% chg
+ 600 lbs	513	216.41	195.50	238.09	633	176.09	153.57	195.23	10 688	11 229	-4.8 %
451 - 600 lbs	18	198.25	174.22	222.61	28	157.13	130.61	179.59	327	570	-42.6 %
301 - 450 lbs	30	256.32	176.20	318.20	22	157.29	131.75	176.70	433	583	-25.7 %
126 - 300 lbs	151	580.95	402.42	823.63	125	296.89	199.19	518.63	2 604	2 361	10.3 %
- 125 lbs	925	916.59	669.53	1 225.99	671	412.13	285.67	667.47	15 916	13 956	14.0 %

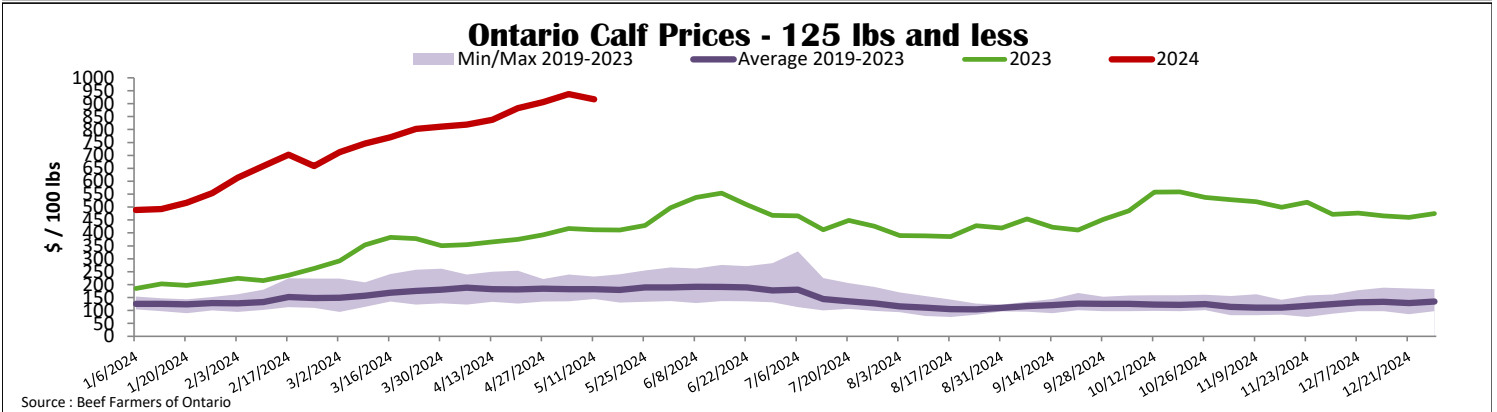
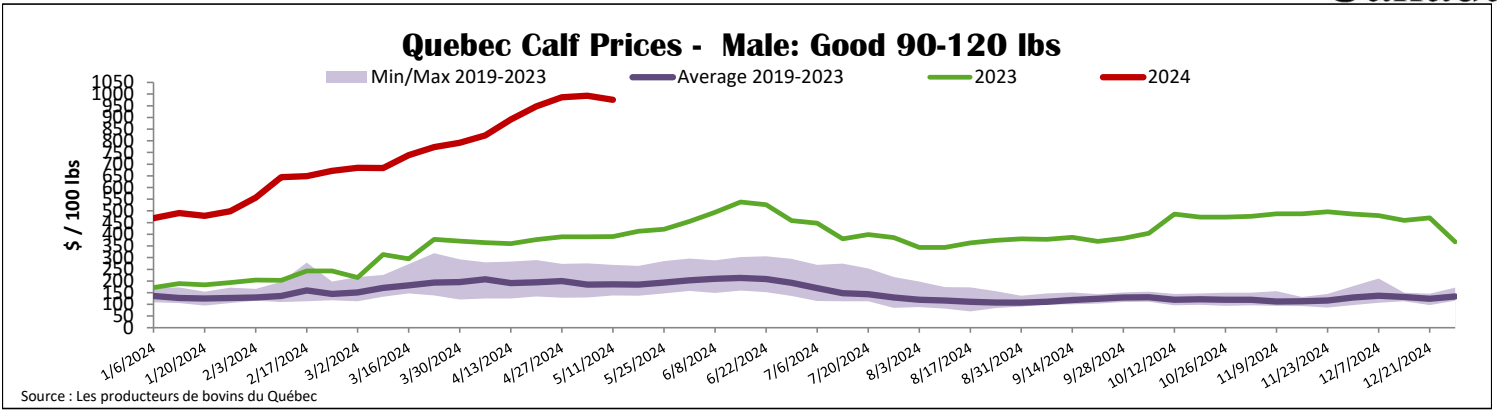
Federally Inspected Slaughter									
	Weekly			Year to date			Carcass Weight lbs (Mar)		
	2024	2023	% chg	2024	2023	% chg	2024	2023	% chg
Quebec	2 922	3 442	-15.1 %	56 135	60 198	-6.7 %	368	379	-2.9 %
Rest of Canada	0	0	-	0	0	-	-	-	-
Canada	2 922	3 442	-15.1 %	56 135	60 198	-6.7 %	368	379	-2.9 %

Source: Canadian Beef Grading Agency

Domestic Exports				Imports			
Total veal (tonnes)	Jan. 1 - March 31, 2024			Total veal (tonnes)	Jan. 1 - May 11, 2024		
	2024	2023	% chg		2024	2023	% chg
United States	595	998	-40.4 %	New Zealand	56	32	-
United Arab Emirates	45	55	-18.4 %	United States	134	349	-61.7 %
Qatar	0	5	-	Australia	0	0	-
Others	0	0	-	EU-27			
Total	640	1 058	-39.5 %	Netherlands	191	217	-11.9 %
				Others	87	82	6.5 %
				EU-27 total	278	298	-6.9 %
				Others	18	0	-
				Total	486	679	-28.4 %

Source: Statistics Canada





United States

Week ending May 4, 2024

Federally Inspected Slaughter				Year to date			Pennsylvania Calf Auction																																																						
		Weekly					Graded Holstein Bull Calves*																																																						
		2024	2023	2024	2023	% chg	May 4, 2024																																																						
							\$/ 100 lbs																																																						
							Weight Head Min Max																																																						
Milk-fed or nature							<table border="1" style="width: 100%; border-collapse: collapse;"> <tr> <td>Number 1</td> <td>- 89 lbs</td> <td>72</td> <td>580.00</td> <td>775.00</td> </tr> <tr> <td></td> <td>90 - 120 lbs</td> <td>233</td> <td>500.00</td> <td>700.00</td> </tr> <tr> <td></td> <td>+ 120 lbs</td> <td>0</td> <td>0.00</td> <td>0.00</td> </tr> <tr> <td></td> <td>Beef Cross</td> <td>119</td> <td>550.00</td> <td>1075.00</td> </tr> <tr> <td>Number 2</td> <td>- 100 lbs</td> <td>55</td> <td>435.00</td> <td>680.00</td> </tr> <tr> <td></td> <td>+ 100 lbs</td> <td>79</td> <td>475.00</td> <td>610.00</td> </tr> <tr> <td></td> <td>Beef Cross</td> <td>36</td> <td>530.00</td> <td>900.00</td> </tr> <tr> <td>Number 3</td> <td>- 100 lbs</td> <td>18</td> <td>210.00</td> <td>660.00</td> </tr> <tr> <td></td> <td>+ 100 lbs</td> <td>10</td> <td>260.00</td> <td>610.00</td> </tr> <tr> <td></td> <td>Beef Cross</td> <td>0</td> <td>0.00</td> <td>0.00</td> </tr> </table>					Number 1	- 89 lbs	72	580.00	775.00		90 - 120 lbs	233	500.00	700.00		+ 120 lbs	0	0.00	0.00		Beef Cross	119	550.00	1075.00	Number 2	- 100 lbs	55	435.00	680.00		+ 100 lbs	79	475.00	610.00		Beef Cross	36	530.00	900.00	Number 3	- 100 lbs	18	210.00	660.00		+ 100 lbs	10	260.00	610.00		Beef Cross	0	0.00	0.00
Number 1	- 89 lbs	72	580.00	775.00																																																									
	90 - 120 lbs	233	500.00	700.00																																																									
	+ 120 lbs	0	0.00	0.00																																																									
	Beef Cross	119	550.00	1075.00																																																									
Number 2	- 100 lbs	55	435.00	680.00																																																									
	+ 100 lbs	79	475.00	610.00																																																									
	Beef Cross	36	530.00	900.00																																																									
Number 3	- 100 lbs	18	210.00	660.00																																																									
	+ 100 lbs	10	260.00	610.00																																																									
	Beef Cross	0	0.00	0.00																																																									
North East & North Central		2 155	2 391	-9.9 %	40 320	43 529	-7.4 %																																																						
Other calves		1 540	2 529	-39.1 %	37 626	63 411	-40.7 %																																																						
Total		3 695	4 920	-24.9 %	77 946	106 940	-27.1 %																																																						
Production																																																													
Veal (million lbs)		0.7	0.9	-22.2 %	14.3	16.6	-13.9 %																																																						
Live weight (lbs)		341	289	18.0 %																																																									
Dressed weight (lbs)		203	170	19.4 %																																																									
North East & North Central																																																													
(Veal Carcass, Hot Basis – Paid to Producer (Hide off, 255-315 lbs))																																																													
Special fed : milk fed, nature																																																													
\$US / 100 lbs		Weighted Average		Min	Max																																																								
Non-Packer & Packers Owned		452.84		450.00	475.00																																																								

Source : USDA

Source : USDA