



Veal Supply at a Glance - Canada

For week ending May 18, 2024

Quebec Live Auction											
Dairy Calves	Number	2024			2023			Volume (YTD)			
		Price (\$ / 100 lbs)			Price (\$ / 100 lbs)			head			
	(head)	Average	Min	Max	(head)	Average	Min	Max	2024	2023	% chg
Holstein Male											
Good 90 -120 lbs	570	989.00	900.00	1 080.00	507	413.00	360.00	470.00	11 172	8 957	24.7 %
Good 121 - 140 lbs	175	876.00	820.00	930.00	194	397.00	360.00	430.00	3 224	3 131	3.0 %
Average 90 - 140 lbs	249	811.00	500.00	1 030.00	287	365.00	300.00	430.00	6 406	7 445	-14.0 %
Misc. - All weights	193	656.00	105.00	1 060.00	126	155.00	20.00	365.00	2 478	3 158	-21.5 %
Holstein Female											
Good 90 -120 lbs	55	915.00	810.00	970.00	37	363.00	180.00	490.00	1 059	745	42.1 %
Other milk breeds (all weights)	26	405.00	50.00	1 000.00	25	193.00	50.00	360.00	502	350	43.4 %
Crossbreeds dairy-butcher (all weights)	632	1 178.00	990.00	1 320.00	504	666.00	480.00	800.00	9 533	10 400	-8.3 %
A2 Grain fed veal cattle (hide off)	1,637	415.00	n/a	n/a	1,361	355.00	n/d	n/d	31 415	28 963	8.5 %
688 lbs live / 375-419 lbs hide off											

Source: Les producteurs de bovins du Québec

Ontario Live Auction											
	Number	2024			2023			Volume (YTD)			
		Price (\$ / 100 lbs)			Price (\$ / 100 lbs)			head			
	(head)	Average	Min	Max	(head)	Average	Min	Max	2024	2023	% chg
+ 600 lbs	645	218.12	202.50	241.32	578	176.29	152.62	196.18	11 333	11 807	-4.0 %
451 - 600 lbs	17	182.91	162.29	204.41	18	163.45	124.83	180.89	344	588	-41.5 %
301 - 450 lbs	23	304.40	245.98	364.56	14	233.85	166.24	294.53	456	597	-23.6 %
126 - 300 lbs	142	784.09	564.01	1 025.95	96	389.26	279.42	549.41	2 746	2 457	11.8 %
- 125 lbs	902	931.18	711.76	1 256.89	761	410.82	277.83	673.71	16 818	14 717	14.3 %

Federally Inspected Slaughter									
	Weekly			Year to date			Carcass Weight lbs (Mar)		
	2024	2023	% chg	2024	2023	% chg	2024	2023	% chg
Quebec	3 153	3 276	-3.8 %	59 288	63 474	-6.6 %	368	379	-2.9 %
Rest of Canada	0	0	-	0	0	-	-	-	-
Canada	3 153	3 276	-3.8 %	59 288	63 474	-6.6 %	368	379	-2.9 %

Source: Canadian Beef Grading Agency

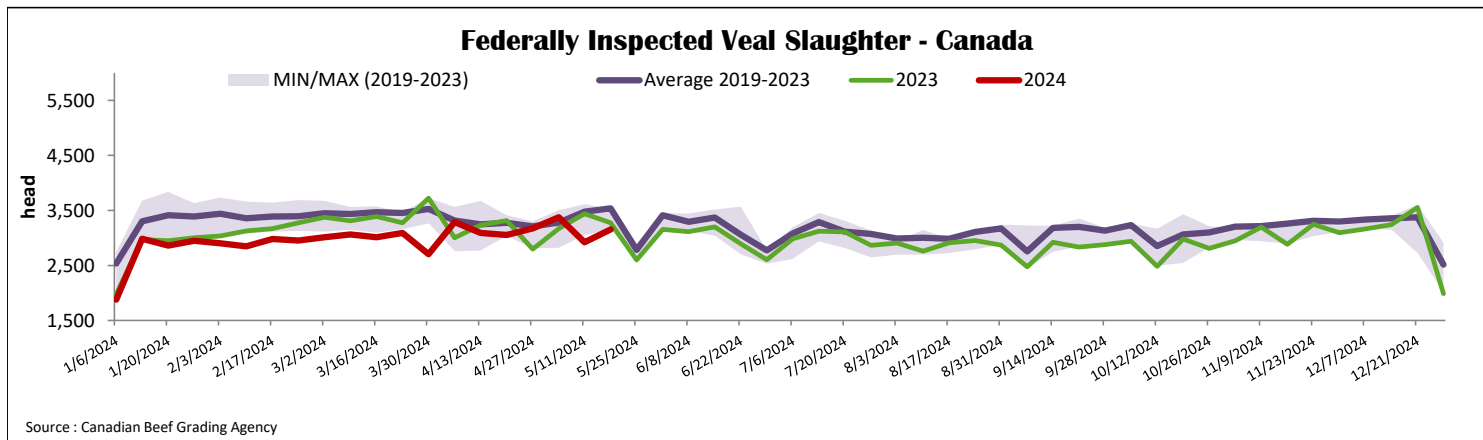
Source: Canadian Food Inspection Agency (CFIA)

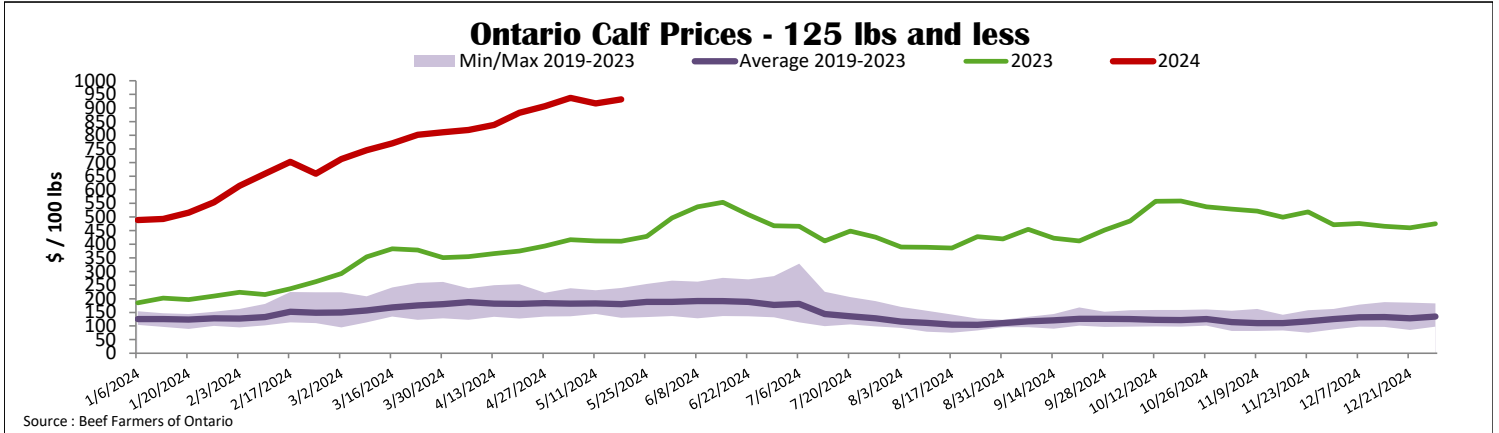
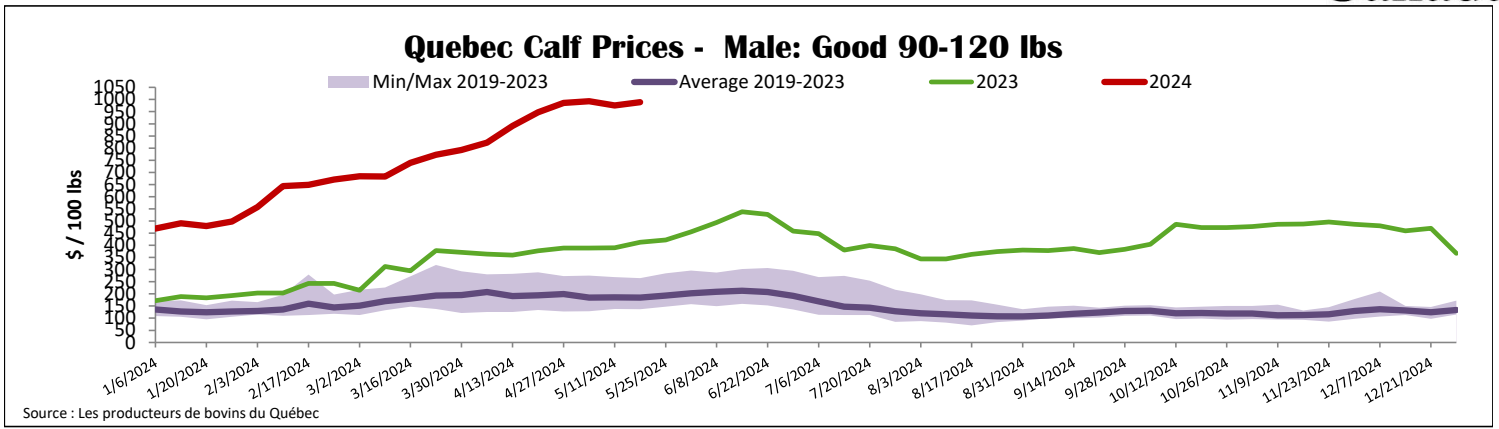
Domestic Exports			
Total veal (tonnes)	Jan. 1 - March 31, 2024		
	2024	2023	% chg
United States	595	998	-40.4 %
United Arab Emirates	45	55	-18.4 %
Qatar	0	5	-
Others	0	0	-
Total	640	1 058	-39.5 %

Source: Statistics Canada

Imports			
Total veal (tonnes)	Jan. 1 - May 18, 2024		
	2024	2023	% chg
New Zealand	56	32	-
United States	164	369	-55.6 %
Australia	0	0	-
EU-27			
Netherlands	220	217	1.5 %
Others	87	83	4.6 %
EU-27 total	307	300	2.3 %
Others	35	0	-
Total	563	700	-19.6 %

Source: CFIA





United States										
Week ending May 11, 2024										
Federally Inspected Slaughter				Pennsylvania Calf Auction						
	Weekly			Year to date			Graded Holstein Bull Calves* May 11, 2024			
	2024	2023	% chg	2024	2023	% chg	\$ / 100 lbs			
Milk-fed or nature										
North East & North Central	2 092	2 252	-7.1 %	42 412	45 781	-7.4 %				
Other calves	2 908	3 183	-8.6 %	40 534	66 594	-39.1 %				
Total	5 000	5 435	-8.0 %	82 946	112 375	-26.2 %				
Production										
Veal (million lbs)	0.8	0.9	-11.1 %	15.1	17.5	-13.7 %				
Live weight (lbs)	335	289	15.9 %							
Dressed weight (lbs)	200	170	17.6 %							
North East & North Central										
(Veal Carcass, Hot Basis – Paid to Producer (Hide off, 255-315 lbs))										
Special fed : milk fed, nature										
\$US / 100 lbs				Weighted Average	Min	Max				
Non-Packer & Packers Owned				451.99	450.00	455.00				
Number 1							- 89 lbs	71	600.00	775.00
Number 2							- 100 lbs	56	450.00	685.00
Number 3							- 100 lbs	24	225.00	700.00
Beef Cross							158	700.00	1100.00	
Beef Cross							77	475.00	640.00	
Beef Cross							28	610.00	900.00	
Beef Cross							5	300.00	475.00	
Beef Cross							0	0.00	0.00	

Source : USDA