

Veal Supply at a Glance - Canada

For week ending May 25, 2024

Quebec Live Auction											
	Number	2024			Number	2023			Volume (YTD)		
		Price (\$ / 100 lbs)				Price (\$ / 100 lbs)			head		
Dairy Calves	(head)	Average	Min	Max	(head)	Average	Min	Max	2024	2023	% chg
Holstein Male											
Good 90 -120 lbs	603	979.00	850.00	1 070.00	551	422.00	385.00	465.00	11 775	9 508	23.8 %
Good 121 - 140 lbs	145	874.00	750.00	970.00	171	403.00	360.00	450.00	3 369	3 302	2.0 %
Average 90 - 140 lbs	242	850.00	600.00	1 000.00	305	366.00	200.00	420.00	6 648	7 750	-14.2 %
Misc. - All weights	94	432.00	30.00	920.00	141	158.00	20.00	350.00	2 572	3 299	-22.0 %
Holstein Female											
Good 90 -120 lbs	54	919.00	800.00	970.00	42	377.00	300.00	420.00	1 113	787	41.4 %
Other milk breeds (all weights)	27	682.00	70.00	1 030.00	11	326.00	100.00	510.00	529	361	46.5 %
Crossbreeds dairy-butcher (all weights)	600	1 059.00	950.00	1 160.00	540	696.00	510.00	850.00	10 133	10 940	-7.4 %
A2 Grain fed veal cattle (hide off)	1,575	415.00	n/a	n/a	1,231	355.00	n/d	n/d	32 990	30 194	9.3 %
688 lbs live / 375-419 lbs hide off											

Source: Les producteurs de bovins du Québec

Ontario Live Auction											
	Number	2024			Number	2023			Volume (YTD)		
		Price (\$ / 100 lbs)				Price (\$ / 100 lbs)			head		
+ 600 lbs	534	222.11	201.26	253.67	594	174.04	152.78	190.30	11 867	12 401	-4.3 %
451 - 600 lbs	5	163.00	155.20	170.80	20	170.63	140.85	193.85	349	608	-42.6 %
301 - 450 lbs	20	322.48	267.30	345.99	15	262.62	167.32	349.33	476	612	-22.2 %
126 - 300 lbs	114	678.88	511.32	939.04	125	402.15	276.04	577.88	2 860	2 582	10.8 %
- 125 lbs	850	902.23	643.68	1 240.78	801	428.67	317.30	633.59	17 668	15 518	13.9 %

Federally Inspected Slaughter									
	Weekly			Year to date			Carcass Weight lbs (Mar)		
	2024	2023	% chg	2024	2023	% chg	2024	2023	% chg
Quebec	2 562	2 601	-1.5 %	61 850	66 075	-6.4 %	368	379	-2.9 %
Rest of Canada	0	0	-	0	0	-	-	-	-
Canada	2 562	2 601	-1.5 %	61 850	66 075	-6.4 %	368	379	-2.9 %

Source : Canadian Beef Grading Agency

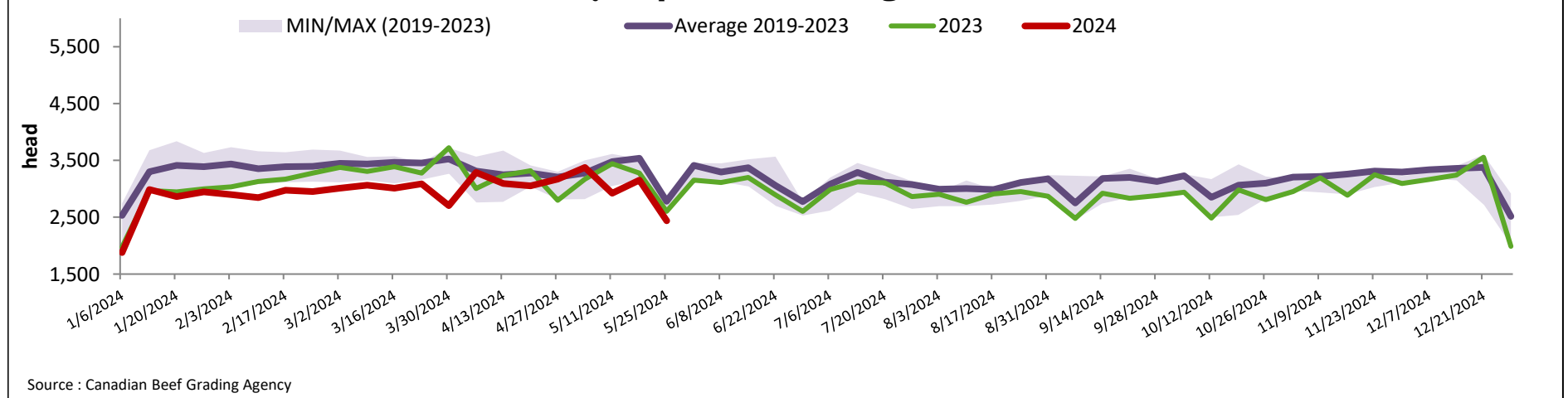
Source: Canadian Food Inspection Agency (CFIA)

Domestic Exports					Imports				
Total veal (tonnes)	Jan. 1 - March 31, 2024				Total veal (tonnes)	Jan. 1 - May 25, 2024			
	2024	2023	% chg		2024	2023	% chg		
United States	595	998	-40.4 %		New Zealand	56	32	-	
United Arab Emirates	45	55	-18.4 %		United States	165	370	-55.5 %	
Qatar	0	5	-		Australia	0	0	-	
Others	0	0	-		EU-27				
Total	640	1 058	-39.5 %		Netherlands	238	238	0.1 %	
					Others	102	83	22.3 %	
					EU-27 total	340	322	5.8 %	
					Others	35	0	-	
					Total	597	723	-17.5 %	

Source: Statistics Canada

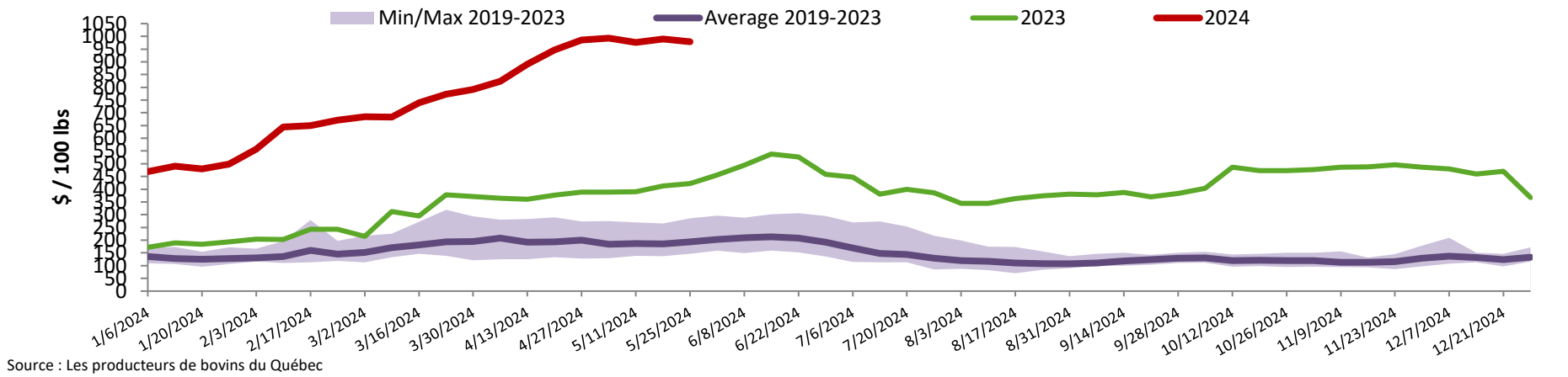
Source: CFIA

Federally Inspected Veal Slaughter - Canada



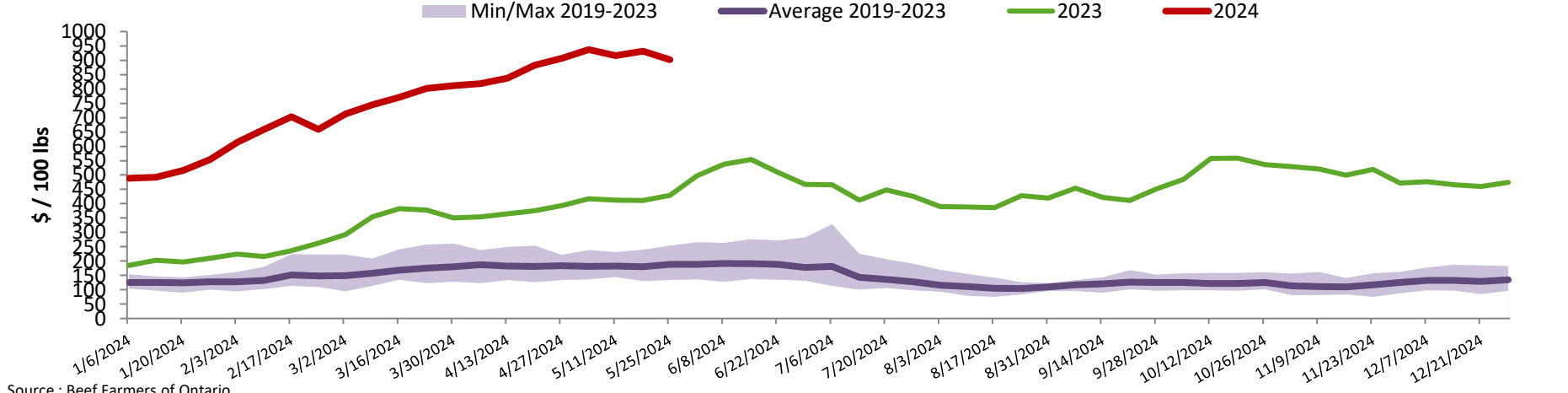
Source : Canadian Beef Grading Agency

Quebec Calf Prices - Male: Good 90-120 lbs



Source : Les producteurs de bovins du Québec

Ontario Calf Prices - 125 lbs and less



Source : Beef Farmers of Ontario

United States

Week ending May 18, 2024

Federally Inspected Slaughter							Pennsylvania Calf Auction																																																															
	Weekly			Year to date			Graded Holstein Bull Calves* May 18, 2024																																																															
	2024	2023	% chg	2024	2023	% chg																																																																
Milk-fed or nature																																																																						
North East & North Central	2 285	2 480	-7.9 %	44 697	48 261	-7.4 %																																																																
Other calves	1 621	2 677	-39.4 %	41 078	69 271	-40.7 %																																																																
Total	3 906	5 157	-24.3 %	85 775	117 532	-27.0 %																																																																
Production																																																																						
Veal (million lbs)	0.8	0.9	-11.1 %	15.9	18.4	-13.6 %																																																																
Live weight (lbs)	337	285	18.2 %																																																																			
Dressed weight (lbs)	201	168	19.6 %																																																																			
							<table border="1"> <thead> <tr> <th></th> <th>Weight</th> <th>Head</th> <th colspan="2">\$ / 100 lbs</th> </tr> <tr> <th></th> <th></th> <th></th> <th>Min</th> <th>Max</th> </tr> </thead> <tbody> <tr> <td>Number 1</td> <td>- 89 lbs</td> <td>49</td> <td>575.00</td> <td>760.00</td> </tr> <tr> <td></td> <td>90 - 120 lbs</td> <td>192</td> <td>550.00</td> <td>710.00</td> </tr> <tr> <td></td> <td>+ 120 lbs</td> <td>5</td> <td>500.00</td> <td>550.00</td> </tr> <tr> <td></td> <td>Beef Cross</td> <td>99</td> <td>725.00</td> <td>1175.00</td> </tr> <tr> <td>Number 2</td> <td>- 100 lbs</td> <td>51</td> <td>275.00</td> <td>675.00</td> </tr> <tr> <td></td> <td>+ 100 lbs</td> <td>45</td> <td>440.00</td> <td>585.00</td> </tr> <tr> <td></td> <td>Beef Cross</td> <td>18</td> <td>600.00</td> <td>1060.00</td> </tr> <tr> <td>Number 3</td> <td>- 100 lbs</td> <td>20</td> <td>200.00</td> <td>685.00</td> </tr> <tr> <td></td> <td>+ 100 lbs</td> <td>3</td> <td>400.00</td> <td>475.00</td> </tr> <tr> <td></td> <td>Beef Cross</td> <td>0</td> <td>0.00</td> <td>0.00</td> </tr> </tbody> </table>					Weight	Head	\$ / 100 lbs					Min	Max	Number 1	- 89 lbs	49	575.00	760.00		90 - 120 lbs	192	550.00	710.00		+ 120 lbs	5	500.00	550.00		Beef Cross	99	725.00	1175.00	Number 2	- 100 lbs	51	275.00	675.00		+ 100 lbs	45	440.00	585.00		Beef Cross	18	600.00	1060.00	Number 3	- 100 lbs	20	200.00	685.00		+ 100 lbs	3	400.00	475.00		Beef Cross	0	0.00	0.00
	Weight	Head	\$ / 100 lbs																																																																			
			Min	Max																																																																		
Number 1	- 89 lbs	49	575.00	760.00																																																																		
	90 - 120 lbs	192	550.00	710.00																																																																		
	+ 120 lbs	5	500.00	550.00																																																																		
	Beef Cross	99	725.00	1175.00																																																																		
Number 2	- 100 lbs	51	275.00	675.00																																																																		
	+ 100 lbs	45	440.00	585.00																																																																		
	Beef Cross	18	600.00	1060.00																																																																		
Number 3	- 100 lbs	20	200.00	685.00																																																																		
	+ 100 lbs	3	400.00	475.00																																																																		
	Beef Cross	0	0.00	0.00																																																																		
							* Does not include all head sold																																																															

Source : USDA

Source : USDA

Source : USDA