



Veal Supply at a Glance - Canada

For week ending June 1, 2024

| Quebec Live Auction | | | | | | | | | | | |
|---|--------|----------------------|----------------------|----------------------|--------|----------------------|----------------------|--------------|--------|--------|---------|
| Dairy Calves | Number | 2024 | | | 2023 | | | Volume (YTD) | | | |
| | | Price (\$ / 100 lbs) | Price (\$ / 100 lbs) | Price (\$ / 100 lbs) | Number | Price (\$ / 100 lbs) | Price (\$ / 100 lbs) | head | head | % chg | |
| Holstein Male | (head) | Average | Min | Max | (head) | Average | Min | Max | 2024 | 2023 | % chg |
| Good 90 -120 lbs | 577 | 825.00 | 750.00 | 920.00 | 573 | 455.00 | 400.00 | 520.00 | 12 352 | 10 081 | 22.5 % |
| Good 121 - 140 lbs | 150 | 772.00 | 710.00 | 850.00 | 150 | 445.00 | 375.00 | 550.00 | 3 519 | 3 452 | 1.9 % |
| Average 90 - 140 lbs | 400 | 666.00 | 400.00 | 840.00 | 316 | 400.00 | 300.00 | 490.00 | 7 048 | 8 066 | -12.6 % |
| Misc. - All weights | 147 | 210.00 | 20.00 | 620.00 | 145 | 140.00 | 20.00 | 310.00 | 2 719 | 3 444 | -21.1 % |
| Holstein Female | | | | | | | | | | | |
| Good 90 -120 lbs | 67 | 746.00 | 600.00 | 890.00 | 38 | 397.00 | 300.00 | 450.00 | 1 180 | 825 | 43.0 % |
| Other milk breeds (all weights) | 31 | 333.00 | 20.00 | 900.00 | 14 | 240.00 | 85.00 | 345.00 | 560 | 375 | 49.3 % |
| Crossbreeds dairy-butcher (all weights) | 355 | 1 037.00 | 750.00 | 1 300.00 | 558 | 755.00 | 540.00 | 940.00 | 10 488 | 11 498 | -8.8 % |
| A2 Grain fed veal cattle (hide off) | 1,823 | 415.00 | n/a | n/a | 1,258 | 355.00 | n/d | n/d | 34 813 | 31 452 | 10.7 % |
| 688 lbs live / 375-419 lbs hide off | | | | | | | | | | | |

Source: Les producteurs de bovins du Québec

| Ontario Live Auction | | | | | | | | | | | |
|----------------------|--------|----------------------|----------------------|----------------------|--------|----------------------|----------------------|--------------|--------|--------|---------|
| | Number | 2024 | | | 2023 | | | Volume (YTD) | | | |
| | | Price (\$ / 100 lbs) | Price (\$ / 100 lbs) | Price (\$ / 100 lbs) | Number | Price (\$ / 100 lbs) | Price (\$ / 100 lbs) | head | head | % chg | |
| | (head) | Average | Min | Max | (head) | Average | Min | Max | 2024 | 2023 | % chg |
| + 600 lbs | 657 | 218.68 | 198.88 | 238.64 | 636 | 176.89 | 157.14 | 195.68 | 12 524 | 13 037 | -3.9 % |
| 451 - 600 lbs | 12 | 208.20 | 177.17 | 233.92 | 39 | 165.20 | 140.79 | 194.13 | 361 | 647 | -44.2 % |
| 301 - 450 lbs | 21 | 271.67 | 216.90 | 408.10 | 15 | 214.52 | 173.19 | 280.03 | 497 | 627 | -20.7 % |
| 126 - 300 lbs | 168 | 660.75 | 399.44 | 998.37 | 123 | 446.48 | 272.31 | 718.58 | 3 028 | 2 705 | 11.9 % |
| - 125 lbs | 896 | 839.70 | 579.78 | 1 217.04 | 751 | 496.83 | 353.16 | 783.74 | 18 564 | 16 269 | 14.1 % |

| Federally Inspected Slaughter | | | | | | | | | | |
|-------------------------------|--|--------------|--------------|--------------|---------------|---------------|---------------|--------------------------|------------|---------------|
| | | Weekly | | | Year to date | | | Carcass Weight lbs (Apr) | | |
| | | 2024 | 2023 | % chg | 2024 | 2023 | % chg | 2024 | 2023 | % chg |
| Quebec | | 3 202 | 3 154 | 1.5 % | 65 052 | 69 229 | -6.0 % | 368 | 375 | -1.8 % |
| Rest of Canada | | 0 | 0 | - | 0 | 0 | - | - | - | - |
| Canada | | 3 202 | 3 154 | 1.5 % | 65 052 | 69 229 | -6.0 % | 368 | 375 | -1.8 % |

Source: Canadian Beef Grading Agency

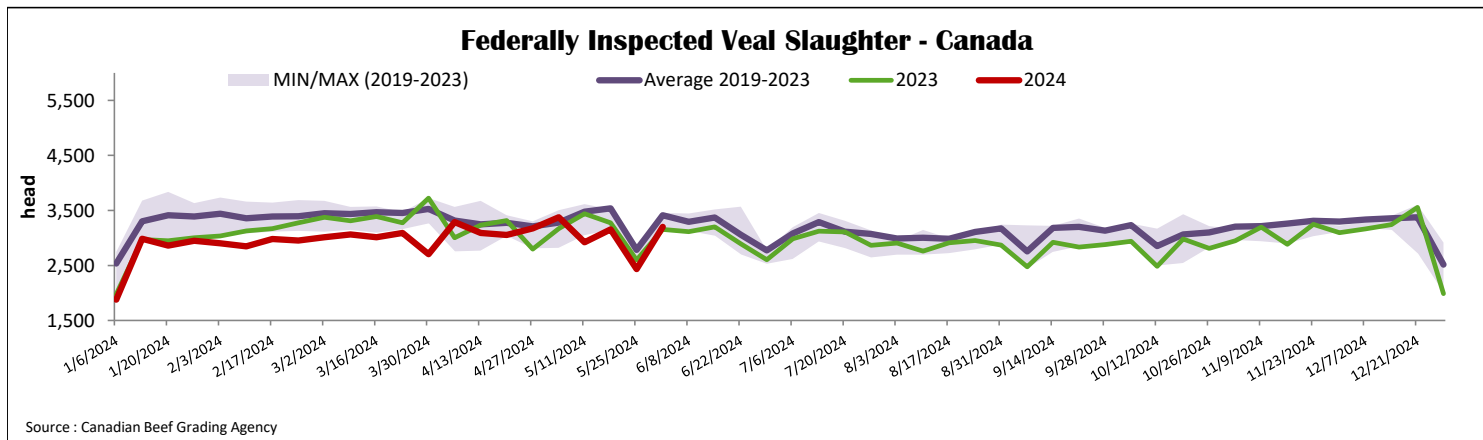
Source: Canadian Food Inspection Agency (CFIA)

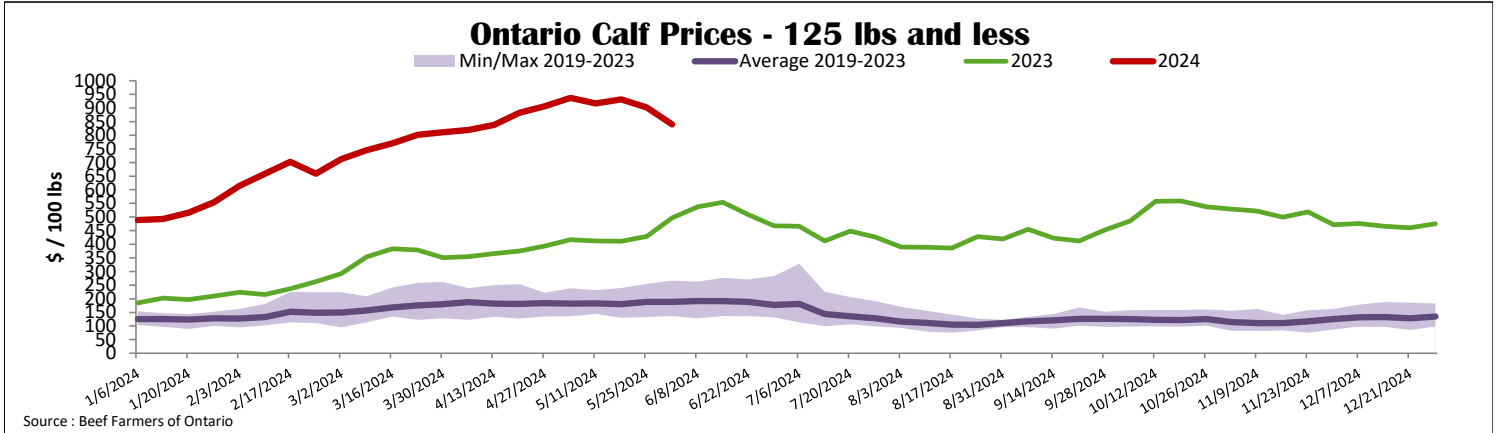
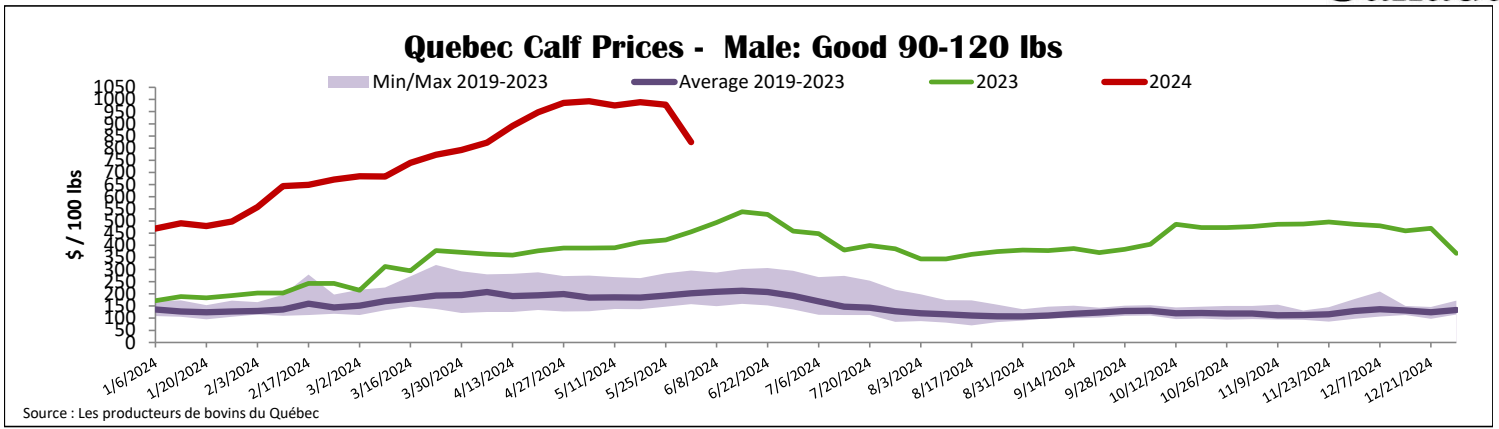
| Domestic Exports | | | | |
|----------------------|-------------------------|------------|--------------|---------------|
| Total veal (tonnes) | Jan. 1 - March 31, 2024 | 2024 | 2023 | % chg |
| United States | | 895 | 998 | -10.3 % |
| United Arab Emirates | | 60 | 55 | 8.8 % |
| Qatar | | 0 | 5 | - |
| Others | | 0 | 0 | - |
| Total | | 955 | 1 058 | -9.7 % |

Source: Statistics Canada

| Imports | | | | |
|---------------------|-----------------------|------------|------------|----------------|
| Total veal (tonnes) | Jan. 1 - June 1, 2024 | 2024 | 2023 | % chg |
| New Zealand | | 56 | 32 | - |
| United States | | 168 | 392 | -57.1 % |
| Australia | | 0 | 0 | - |
| EU-27 | | | | |
| Netherlands | | 254 | 244 | 4.3 % |
| Others | | 102 | 100 | 2.2 % |
| EU-27 total | | 356 | 343 | 3.7 % |
| Others | | 53 | 0 | - |
| Total | | 633 | 767 | -17.4 % |

Source: CFIA





| United States | | | | | | |
|--|--------------|--------------|------------------|---------------------------|----------------|------------------------------|
| Week ending May 25, 2024 | | | | | | |
| Federally Inspected Slaughter | | | | Pennsylvania Calf Auction | | |
| | Weekly | | Year to date | | | Graded Holstein Bull Calves* |
| | 2024 | 2023 | % | 2024 | 2023 | % |
| Milk-fed or nature | | | % | | | |
| North East & North Central | 2 218 | 2 714 | -18.3 % | 46 915 | 50 975 | -8.0 % |
| Other calves | 1 794 | 2 692 | -33.4 % | 42 872 | 71 963 | -40.4 % |
| Total | 4 012 | 5 406 | -25.8 % | 89 787 | 122 938 | -27.0 % |
| Production | | | | | | |
| Veal (million lbs) | 0.8 | 0.9 | -11.1 % | 16.7 | 19.3 | -13.5 % |
| Live weight (lbs) | 349 | 292 | 19.5 % | | | |
| Dressed weight (lbs) | 209 | 169 | 23.7 % | | | |
| Source : USDA | | | | | | |
| North East & North Central | | | | | | |
| (Veal Carcass, Hot Basis – Paid to Producer (Hide off, 255-315 lbs)) | | | | | | |
| Special fed : milk fed, nature | | | | | | |
| \$US / 100 lbs | | | Weighted Average | Min | Max | |
| Non-Packer & Packers Owned | | | 455.53 | 450.00 | 460.00 | |
| Source : USDA | | | | | | |
| May 25, 2024 | | | | | | |
| \$ / 100 lbs | | | | | | |
| Number 1 | | | | | | |
| - 89 lbs 35 510.00 730.00 | | | | | | |
| 90 - 120 lbs 109 535.00 700.00 | | | | | | |
| + 120 lbs 3 500.00 560.00 | | | | | | |
| Beef Cross 93 775.00 1175.00 | | | | | | |
| Number 2 | | | | | | |
| - 100 lbs 35 485.00 610.00 | | | | | | |
| + 100 lbs 51 385.00 595.00 | | | | | | |
| Beef Cross 36 670.00 1050.00 | | | | | | |
| Number 3 | | | | | | |
| - 100 lbs 21 175.00 635.00 | | | | | | |
| + 100 lbs 10 300.00 585.00 | | | | | | |
| Beef Cross 0 0.00 0.00 | | | | | | |
| * Does not include all head sold | | | | | | |
| Source : USDA | | | | | | |