



Veal Supply at a Glance - Canada

For week ending June 8, 2024

Quebec Live Auction											
Dairy Calves	Number	2024			2023			Volume (YTD)			
		Price (\$ / 100 lbs)	Price (\$ / 100 lbs)	Price (\$ / 100 lbs)	Number	Price (\$ / 100 lbs)	Price (\$ / 100 lbs)	head	head	% chg	
Holstein Male	(head)	Average	Min	Max	(head)	Average	Min	Max	2024	2023	% chg
Good 90 -120 lbs	600	837.00	800.00	900.00	583	494.00	350.00	585.00	12 952	10 664	21.5 %
Good 121 - 140 lbs	135	776.00	720.00	830.00	163	467.00	350.00	560.00	3 654	3 615	1.1 %
Average 90 - 140 lbs	332	694.00	500.00	790.00	336	423.00	200.00	530.00	7 380	8 402	-12.2 %
Misc. - All weights	117	152.00	20.00	600.00	144	156.00	30.00	360.00	2 836	3 588	-21.0 %
Holstein Female											
Good 90 -120 lbs	63	779.00	650.00	860.00	59	446.00	370.00	650.00	1 243	884	40.6 %
Other milk breeds (all weights)	35	233.00	20.00	720.00	14	286.00	50.00	580.00	595	389	53.0 %
Crossbreeds dairy-butcher (all weights)	342	1 068.00	720.00	1 250.00	614	845.00	640.00	1 050.00	10 830	12 112	-10.6 %
A2 Grain fed veal cattle (hide off)	1,633	415.00	n/a	n/a	1,161	355.00	n/d	n/d	36 446	32 613	11.8 %
688 lbs live / 375-419 lbs hide off											

Source: Les producteurs de bovins du Québec

Ontario Live Auction											
	Number	2024			2023			Volume (YTD)			
		Price (\$ / 100 lbs)	Price (\$ / 100 lbs)	Price (\$ / 100 lbs)	Number	Price (\$ / 100 lbs)	Price (\$ / 100 lbs)	head	head	% chg	
	(head)	Average	Min	Max	(head)	Average	Min	Max	2024	2023	% chg
+ 600 lbs	606	221.28	199.59	243.66	666	185.26	134.99	203.32	13 130	13 703	-4.2 %
451 - 600 lbs	18	203.13	184.42	251.81	24	177.58	144.04	210.62	379	671	-43.5 %
301 - 450 lbs	11	284.21	206.82	332.27	26	195.18	155.54	241.11	508	653	-22.2 %
126 - 300 lbs	107	685.15	517.51	927.65	129	430.91	237.43	664.21	3 135	2 834	10.6 %
- 125 lbs	827	819.12	611.27	1 227.25	887	537.69	383.10	848.43	19 391	17 156	13.0 %

Federally Inspected Slaughter										
		Weekly			Year to date			Carcass Weight lbs (Apr)		
		2024	2023	% chg	2024	2023	% chg	2024	2023	% chg
Quebec		3 161	3 112	1.6 %	68 213	72 341	-5.7 %	368	375	-1.8 %
Rest of Canada		0	0	-	0	0	-	-	-	-
Canada		3 161	3 112	1.6 %	68 213	72 341	-5.7 %	368	375	-1.8 %

Source: Canadian Beef Grading Agency

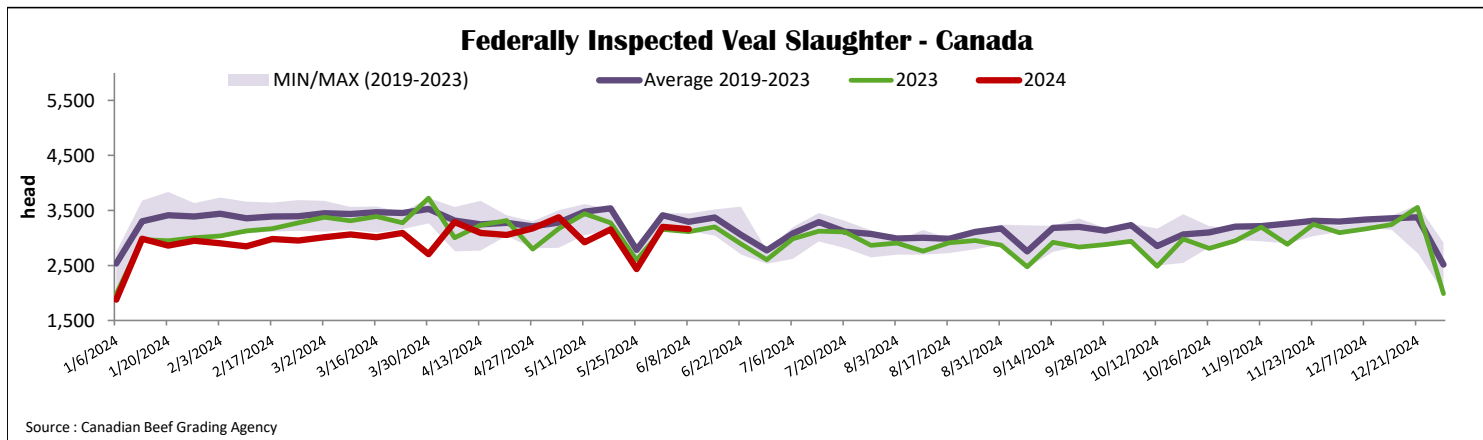
Source: Canadian Food Inspection Agency (CFIA)

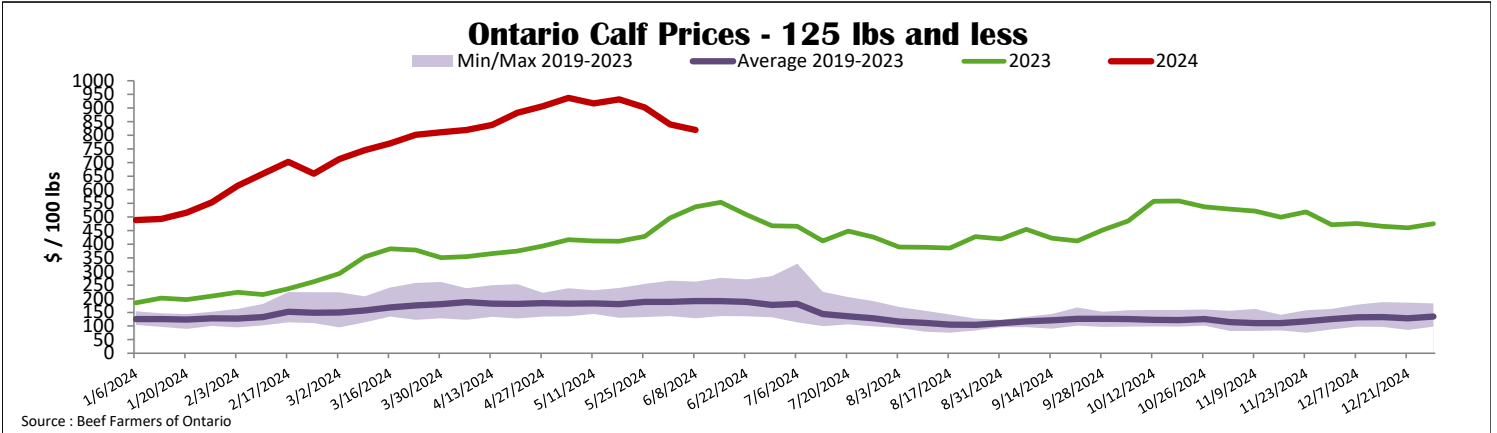
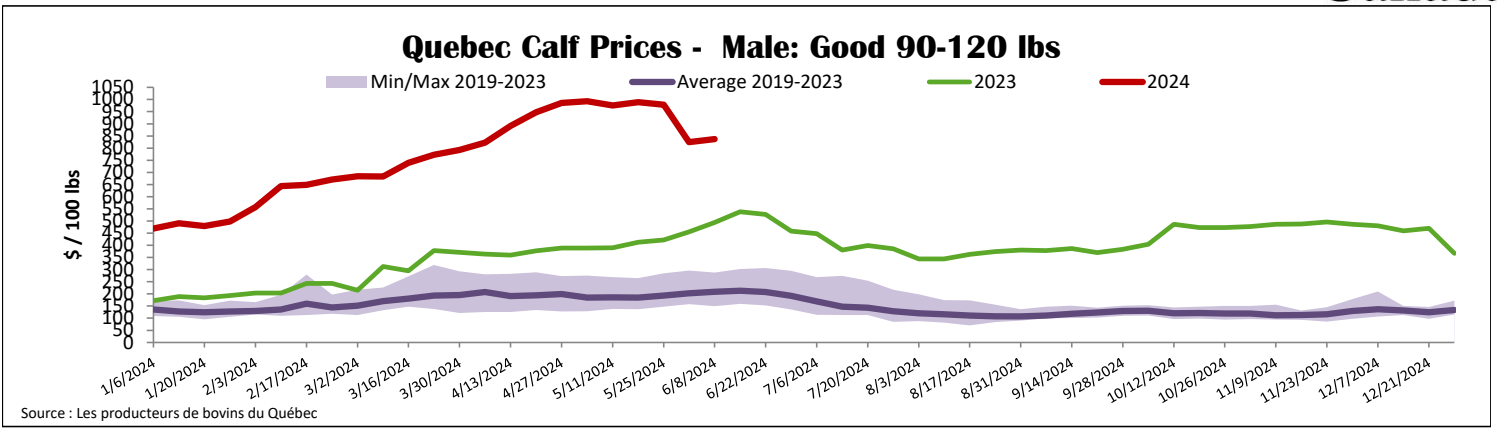
Domestic Exports				
Total veal (tonnes)	Jan. 1 - April 30, 2024	2024	2023	% chg
United States		895	1 296	-31.0 %
United Arab Emirates		60	65	-7.8 %
Qatar		0	5	-
Others		0	0	-
Total		955	1 366	-30.1 %

Source: Statistics Canada

Imports				
Total veal (tonnes)	Jan. 1 - June 8, 2024	2024	2023	% chg
New Zealand		56	32	-
United States		170	392	-56.6 %
Australia		0	0	-
EU-27				
Netherlands		262	250	5.1 %
Others		102	100	2.2 %
EU-27 total		364	349	4.3 %
Others		77	0	-
Total		667	772	-13.6 %

Source: CFIA





United States

Week ending June 1, 2024

	Federally Inspected Slaughter			Year to date		
	2024	2023	% chg	2024	2023	% chg
Milk-fed or nature						
North East & North Central	1 702	1 980	-14.0 %	48 617	52 955	-8.2 %
Other calves	1 626	3 025	-46.2 %	44 498	74 988	-40.7 %
Total	3 328	5 005	-33.5 %	93 115	127 943	-27.2 %
Production						
Veal (million lbs)	0.6	0.8	-25.0 %	17.3	20.1	-13.9 %
Live weight (lbs)	318	277	14.8 %			
Dressed weight (lbs)	189	163	16.0 %			

Source : USDA

Pennsylvania Calf Auction				
Graded Holstein Bull Calves*				
June 1, 2024				
	Weight	Head	\$ / 100 lbs	
			Min	Max
Number 1	- 89 lbs	21	510.00	710.00
	90 - 120 lbs	151	525.00	700.00
	+ 120 lbs	8	525.00	585.00
	Beef Cross	57	800.00	1025.00
Number 2	- 100 lbs	45	375.00	700.00
	+ 100 lbs	33	500.00	625.00
	Beef Cross	29	710.00	950.00
Number 3	- 100 lbs	13	100.00	685.00
	+ 100 lbs	6	375.00	575.00
	Beef Cross	0	0.00	0.00

North East & North Central				
(Veal Carcass, Hot Basis – Paid to Producer (Hide off, 255-315 lbs))				
Special fed : milk fed, nature				
\$US / 100 lbs	Weighted Average	Min	Max	
Non-Packer & Packers Owned	456.49	450.00	460.00	

Source : USDA

* Does not include all head sold

Source : USDA