



Veal Supply at a Glance - Canada

For week ending July 13, 2024

Quebec Live Auction											
	2024				2023				Volume (YTD)		
	Number	Price (\$ / 100 lbs)			Number	Price (\$ / 100 lbs)			head		
Dairy Calves	(head)	Average	Min	Max	(head)	Average	Min	Max	2024	2023	% chg
Holstein Male											
Good 90 -120 lbs	588	825.00	750.00	910.00	522	380.00	320.00	420.00	15 747	13 239	18.9 %
Good 121 - 140 lbs	175	755.00	700.00	810.00	159	383.00	325.00	430.00	4 460	4 403	1.3 %
Average 90 - 140 lbs	315	672.00	400.00	800.00	429	326.00	200.00	400.00	8 980	10 467	-14.2 %
Misc. - All weights	185	240.00	20.00	625.00	163	132.00	30.00	300.00	3 551	4 382	-19.0 %
Holstein Female											
Good 90 -120 lbs	73	783.00	700.00	870.00	53	308.00	150.00	400.00	1 528	1 147	33.2 %
Other milk breeds (all weights)	33	448.00	20.00	840.00	32	209.00	55.00	600.00	834	487	71.3 %
Crossbreeds dairy-butcher (all weights)	407	1 065.00	750.00	1 340.00	717	678.00	520.00	810.00	12 741	15 216	-16.3 %
A2 Grain fed veal cattle (hide off)	1,189	415.00	n/a	n/a	1,411	355.00	n/d	n/d	42 956	40 003	7.4 %
688 lbs live / 375-419 lbs hide off											

Source: Les producteurs de bovins du Québec

Ontario Live Auction											
	2024				2023				Volume (YTD)		
	Number	Price (\$ / 100 lbs)			Number	Price (\$ / 100 lbs)			head		
	(head)	Average	Min	Max	(head)	Average	Min	Max	2024	2023	% chg
+ 600 lbs	682	228.60	202.80	250.99	627	195.57	179.15	212.22	16 154	16 588	-2.6 %
451 - 600 lbs	8	173.89	155.50	183.63	18	175.14	162.89	185.72	425	807	-47.3 %
301 - 450 lbs	5	369.88	329.40	417.39	12	192.58	175.96	207.83	588	753	-21.9 %
126 - 300 lbs	127	644.83	433.50	963.66	121	354.67	216.47	562.46	3 811	3 480	9.5 %
- 125 lbs	862	844.54	634.50	1 228.49	1 065	412.53	260.89	649.84	23 871	21 749	9.8 %

Federally Inspected Slaughter									
	Weekly			Year to date			Carcass Weight lbs (May)		
	2024	2023	% chg	2024	2023	% chg	2024	2023	% chg
Quebec	3 043	3 123	-2.6 %	82 510	87 144	-5.3 %	369	373	-1.1 %
Rest of Canada	0	0	-	280	0	-	-	-	-
Canada	3 043	3 123	-2.6 %	82 790	87 144	-5.0 %	369	373	-1.1 %

Source: Canadian Beef Grading Agency

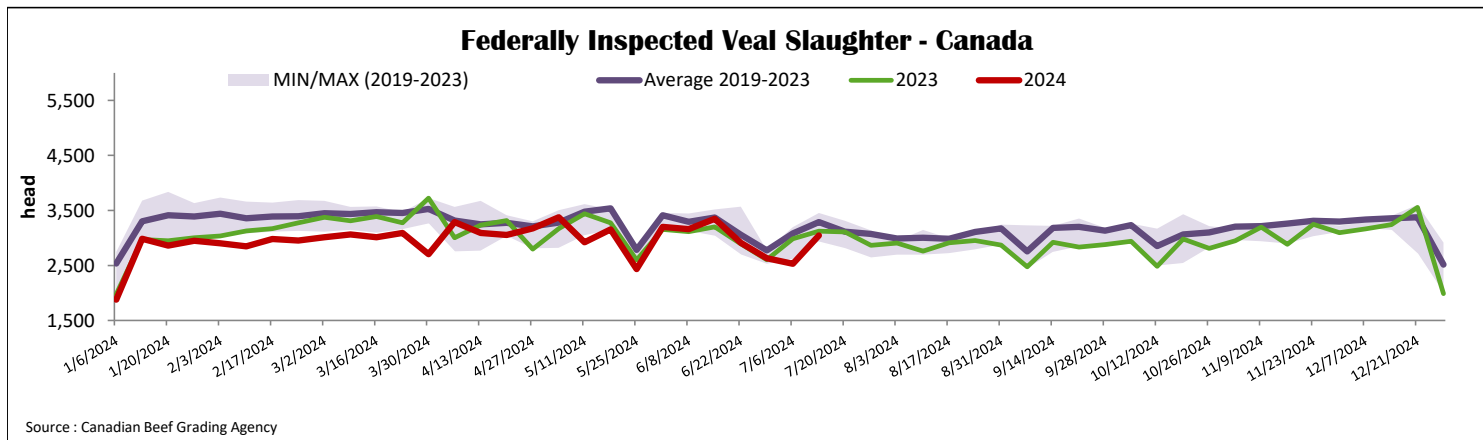
Source: Canadian Food Inspection Agency (CFIA)

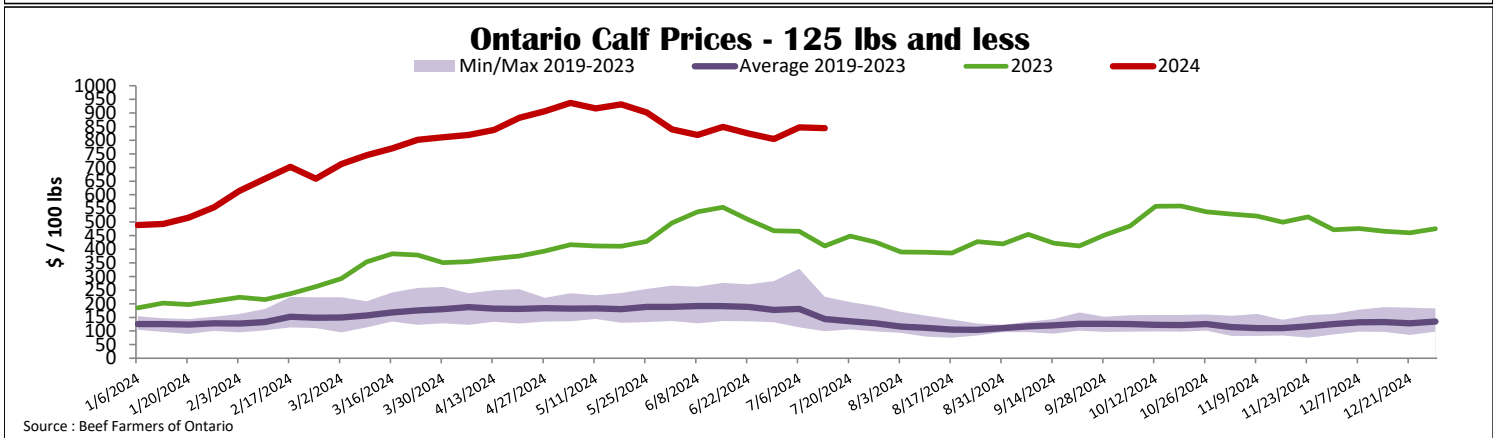
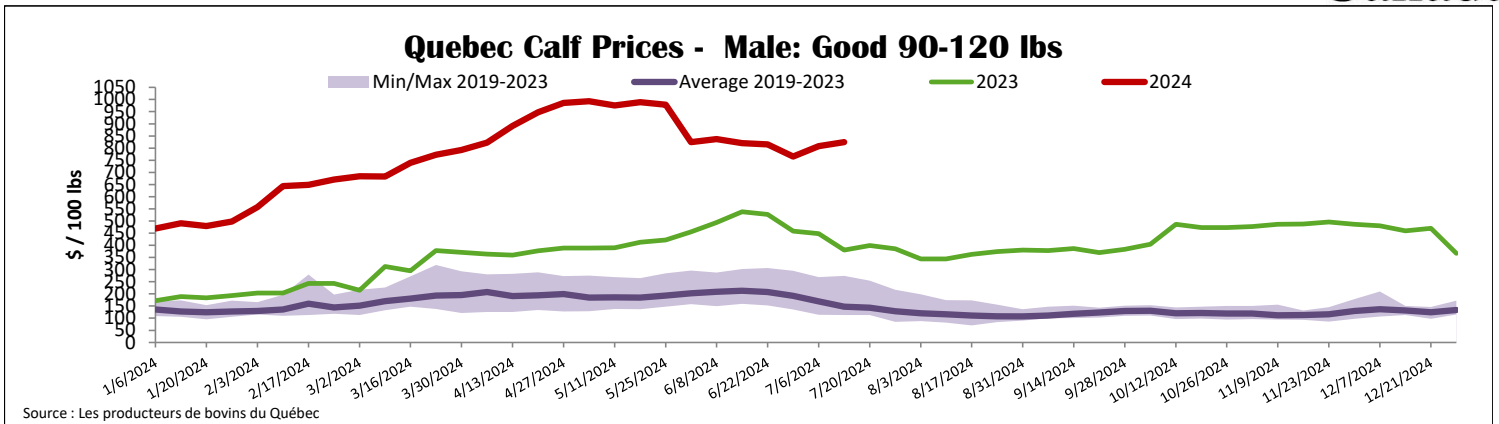
Domestic Exports			
Total veal (tonnes)	Jan. 1 - May 31, 2024		
	2024	2023	% chg
United States	1 183	1 631	-27.5 %
United Arab Emirates	74	75	-1.5 %
Qatar	0	5	-
Others	0	0	-
Total	1 256	1 710	-26.5 %

Source: Statistics Canada

Imports			
Total veal (tonnes)	Jan. 1 - July 13, 2024		
	2024	2023	% chg
New Zealand	56	32	78.8 %
United States	213	434	-50.9 %
Australia	29	0	-
EU-27			
Netherlands	302	293	2.8 %
Others	182	122	49.4 %
EU-27 total	484	415	16.5 %
Others	53	5	-
Total	836	886	-5.7 %

Source: CFIA





United States										
Week ending July 6, 2024										
Federally Inspected Slaughter				Pennsylvania Calf Auction						
	Weekly			Year to date			Graded Holstein Bull Calves* July 6, 2024			
	2024	2023	% chg	2024	2023	% chg				
Milk-fed or nature							\$ / 100 lbs			
North East & North Central	1 901	2 141	-11.2 %	59 072	64 983	-9.1 %				
Other calves	1 661	2 860	-41.9 %	52 762	88 860	-40.6 %				
Total	3 562	5 001	-28.8 %	111 834	153 843	-27.3 %				
Production										
Veal (million lbs)	0.7	0.8	-12.5 %	20.9	24.4	-14.3 %				
Live weight (lbs)	326	265	23.0 %							
Dressed weight (lbs)	194	156	24.4 %							
North East & North Central										
(Veal Carcass, Hot Basis – Paid to Producer (Hide off, 255-315 lbs))										
Special fed : milk fed, nature										
\$US / 100 lbs				Weighted Average	Min	Max				
Non-Packer & Packers Owned				463.00	480.00	471.23				
* Does not include all head sold										