

## Veal Supply at a Glance - Canada

For week ending July 20, 2024

Quebec Live Auction											
Dairy Calves	Number	2024			Number	2023			Volume (YTD)		
		Price ( \$ / 100 lbs)				Price ( \$ / 100 lbs)			head		
Holstein Male	(head)	Average	Min	Max	(head)	Average	Min	Max	2024	2023	% chg
Good 90 -120 lbs	566	842.00	780.00	920.00	504	399.00	360.00	450.00	16 313	13 743	18.7 %
Good 121 - 140 lbs	163	754.00	700.00	810.00	127	380.00	300.00	570.00	4 623	4 530	2.1 %
Average 90 - 140 lbs	328	684.00	500.00	820.00	395	324.00	100.00	405.00	9 308	10 862	-14.3 %
Misc. - All weights	172	542.00	175.00	820.00	204	127.00	20.00	250.00	3 723	4 586	-18.8 %
Holstein Female											
Good 90 -120 lbs	42	755.00	670.00	880.00	50	315.00	200.00	410.00	1 570	1 197	31.2 %
Other milk breeds (all weights)	42	469.00	80.00	900.00	12	323.00	125.00	630.00	876	499	75.6 %
Crossbreeds dairy-butcher (all weights)	717	1 202.00	940.00	1 360.00	678	743.00	580.00	850.00	13 458	15 894	-15.3 %
A2 Grain fed veal cattle (hide off)	1,213	415.00	n/a	n/a	1,467	355.00	n/d	n/d	44 169	41 470	6.5 %
688 lbs live / 375-419 lbs hide off											

Source: Les producteurs de bovins du Québec

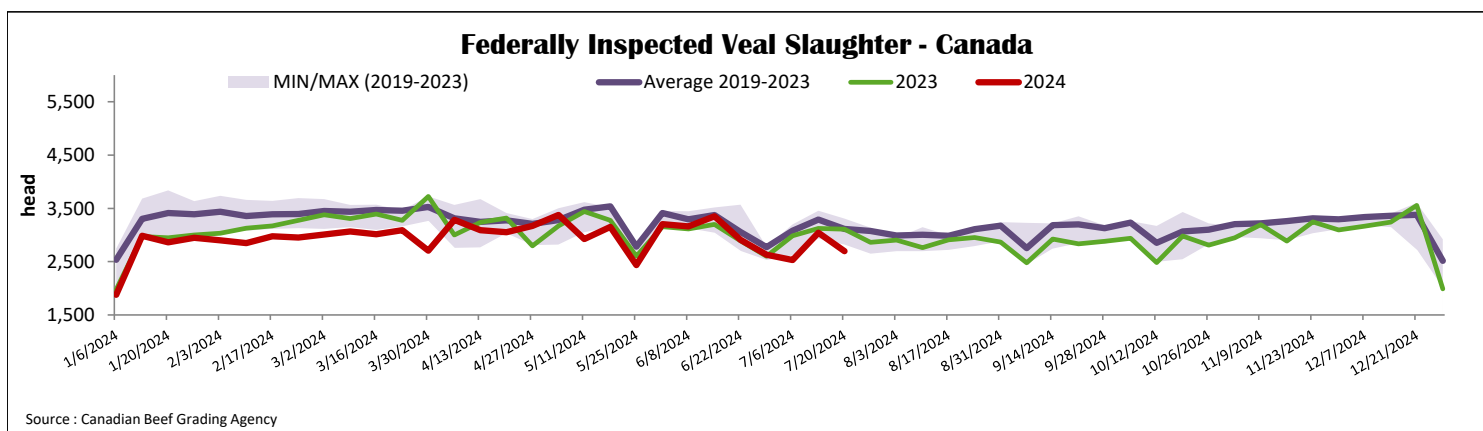
Ontario Live Auction											
	Number	2024			Number	2023			Volume (YTD)		
		Price ( \$ / 100 lbs)				Price ( \$ / 100 lbs)			head		
	(head)	Average	Min	Max	(head)	Average	Min	Max	2024	2023	% chg
+ 600 lbs	555	219.81	187.16	244.93	607	192.89	171.44	213.22	16 709	17 195	-2.8 %
451 - 600 lbs	17	193.10	168.67	214.91	19	162.55	150.37	177.47	442	826	-46.5 %
301 - 450 lbs	9	427.32	350.55	460.56	13	193.13	164.54	215.69	597	766	-22.1 %
126 - 300 lbs	153	738.46	455.63	1 101.44	145	372.68	238.97	596.07	3 964	3 625	9.4 %
- 125 lbs	1 020	867.41	619.82	1 253.43	781	448.59	290.04	746.25	24 891	22 530	10.5 %

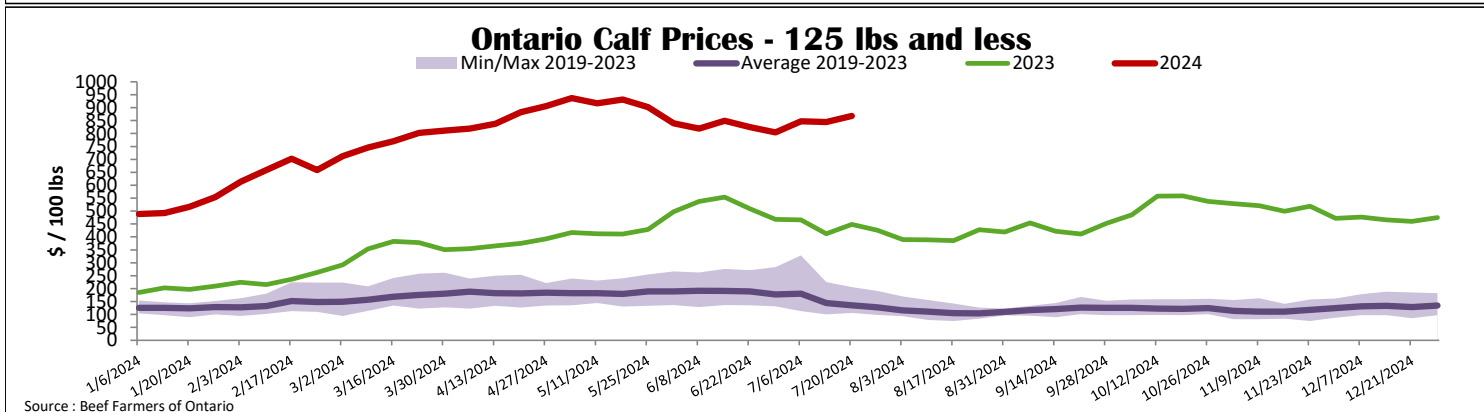
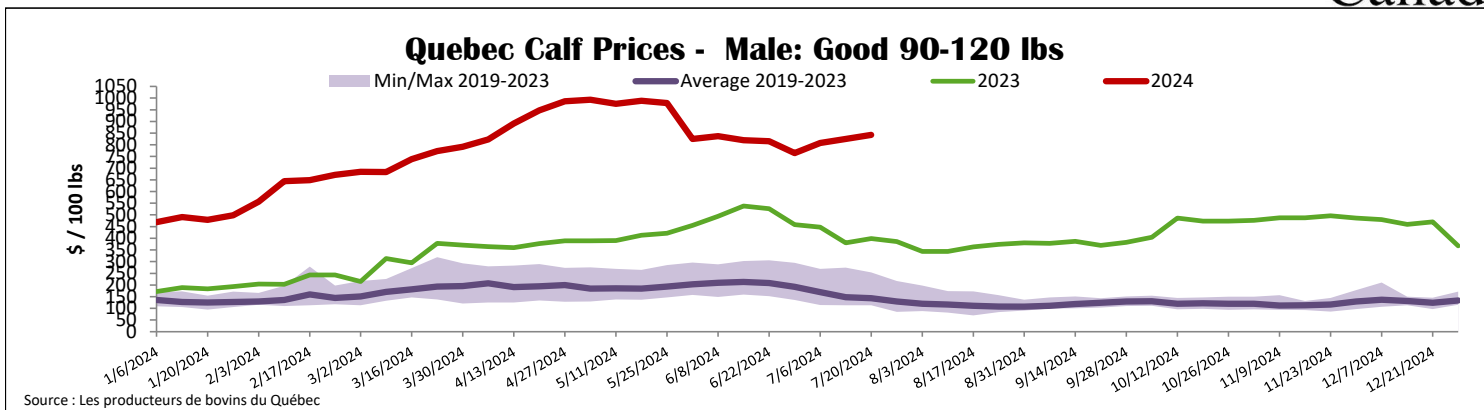
Federally Inspected Slaughter									
	Weekly			Year to date			Carcass Weight lbs (May)		
	2024	2023	% chg	2024	2023	% chg	2024	2023	% chg
Quebec	2 684	3 107	-13.6 %	85 194	90 251	-5.6 %	369	373	-1.1 %
Rest of Canada	10	0	-	126	0	-	-	-	-
<b>Canada</b>	<b>2 694</b>	<b>3 107</b>	<b>-13.3 %</b>	<b>85 320</b>	<b>90 251</b>	<b>-5.5 %</b>	<b>369</b>	<b>373</b>	<b>-1.1 %</b>

Source: Canadian Beef Grading Agency / Source: Canadian Food Inspection Agency (CFIA)

Domestic Exports					Imports				
Total veal (tonnes)	Jan. 1 - May 31, 2024				Total veal (tonnes)	Jan. 1 - July 20, 2024			
	2024	2023	% chg			2024	2023	% chg	
United States	1 183	1 631	-27.5 %		New Zealand	56	32	78.8 %	
United Arab Emirates	74	75	-1.5 %		United States	214	439	-51.2 %	
Qatar	0	5	-		Australia	53	0	-	
Others	0	0	-		<b>EU-27</b>				
<b>Total</b>	<b>1 256</b>	<b>1 710</b>	<b>-26.5 %</b>		Netherlands	315	296	6.6 %	
					Others	182	131	39.1 %	
					<b>EU-27 total</b>	<b>497</b>	<b>427</b>	<b>16.6 %</b>	
					Others	53	5	-	
					<b>Total</b>	<b>874</b>	<b>902</b>	<b>-3.1 %</b>	

Source: Statistics Canada / Source: CFIA





## United States

Week ending July 13, 2024

	Federally Inspected Slaughter			Year to date		
	2024	2023	% chg	2024	2023	% chg
Milk-fed or nature						
North East & North Central	2 043	2 358	-13.4 %	61 115	67 341	-9.2 %
Other calves	1 515	3 040	-50.2 %	54 277	91 900	-40.9 %
<b>Total</b>	<b>3 558</b>	<b>5 398</b>	<b>-34.1 %</b>	<b>115 392</b>	<b>159 241</b>	<b>-27.5 %</b>
Production						
Veal (million lbs)	0.7	0.9	-22.2 %	21.6	25.3	-14.6 %
Live weight (lbs)	317	275	15.3 %			
Dressed weight (lbs)	189	162	16.7 %			

Source : USDA

Pennsylvania Calf Auction				
Graded Holstein Bull Calves*				
July 13, 2024				
			\$ / 100 lbs	
	Weight	Head	Min	Max
Number 1	- 89 lbs	67	550.00	850.00
	90 - 120 lbs	130	525.00	775.00
	+ 120 lbs	0	0.00	0.00
Number 2	Beef Cross	105	825.00	1175.00
	- 100 lbs	94	475.00	785.00
	+ 100 lbs	114	520.00	675.00
Number 3	Beef Cross	93	525.00	1060.00
	- 100 lbs	54	260.00	660.00
	+ 100 lbs	41	300.00	585.00
	Beef Cross	20	640.00	975.00

North East & North Central				
(Veal Carcass, Hot Basis – Paid to Producer (Hide off, 255-315 lbs))				
Special fed : milk fed, nature				
\$US / 100 lbs	Weighted Average	Min	Max	
Non-Packer & Packers Owned	463.00	485.00	476.15	

Source : USDA

\* Does not include all head sold

Source : USDA