



## Veal Supply at a Glance - Canada

For week ending June 22, 2024

Quebec Live Auction											
Dairy Calves	2024				2023				Volume (YTD)		
	Number	Price ( \$ / 100 lbs)			Number	Price ( \$ / 100 lbs)			head		
Holstein Male	(head)	Average	Min	Max	(head)	Average	Min	Max	2024	2023	% chg
Good 90 -120 lbs	607	815.00	740.00	900.00	524	527.00	400.00	585.00	14 151	11 709	20.9 %
Good 121 - 140 lbs	157	746.00	690.00	790.00	145	481.00	350.00	525.00	3 995	3 915	2.0 %
Average 90 - 140 lbs	269	661.00	400.00	840.00	378	456.00	230.00	550.00	7 997	9 182	-12.9 %
Misc. - All weights	119	230.00	20.00	650.00	162	159.00	20.00	350.00	3 076	3 901	-21.1 %
Holstein Female											
Good 90 -120 lbs	72	753.00	650.00	850.00	49	459.00	400.00	500.00	1 361	991	37.3 %
Other milk breeds (all weights)	37	377.00	20.00	750.00	13	260.00	35.00	400.00	682	420	62.4 %
Crossbreeds dairy-butcher (all weights)	382	1 035.00	540.00	1 240.00	617	747.00	600.00	880.00	11 620	13 287	-12.5 %
A2 Grain fed veal cattle (hide off)	1,492	415.00	n/a	n/a	1,528	355.00	n/d	n/d	39 230	35 657	10.0 %
688 lbs live / 375-419 lbs hide off											

Source: Les producteurs de bovins du Québec

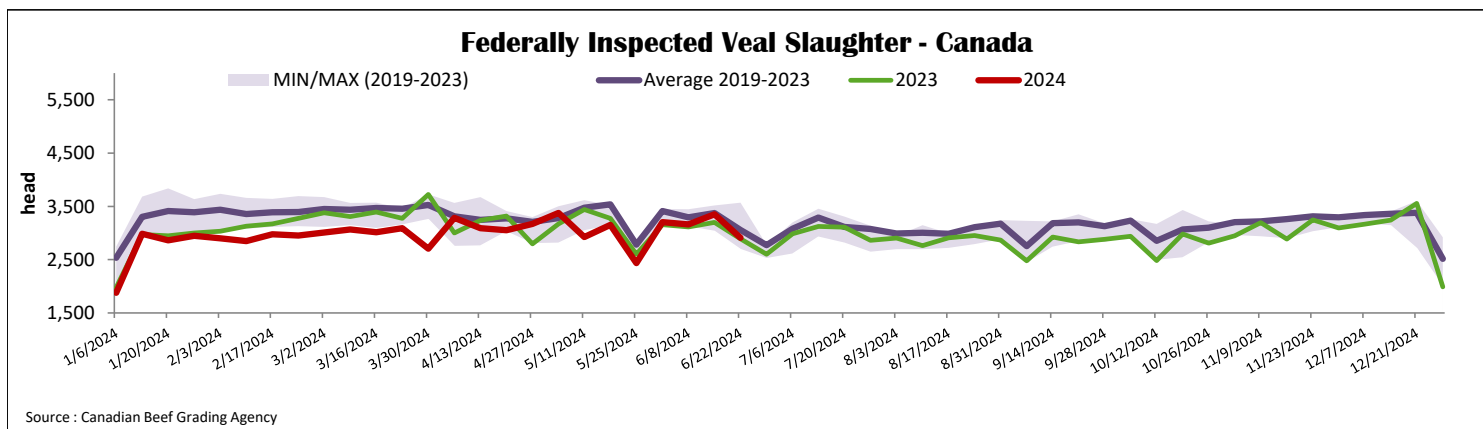
Ontario Live Auction											
	2024				2023				Volume (YTD)		
	Number	Price ( \$ / 100 lbs)			Number	Price ( \$ / 100 lbs)			head		
	(head)	Average	Min	Max	(head)	Average	Min	Max	2024	2023	% chg
+ 600 lbs	509	221.34	202.36	244.85	665	195.42	175.10	226.33	14 380	14 905	-3.5 %
451 - 600 lbs	6	213.50	211.33	217.33	23	167.15	146.52	182.93	403	730	-44.8 %
301 - 450 lbs	10	299.64	243.74	362.75	34	204.89	158.05	254.01	540	709	-23.8 %
126 - 300 lbs	121	653.00	470.97	906.82	168	357.47	234.55	567.07	3 383	3 115	8.6 %
- 125 lbs	834	824.86	622.34	1 209.02	879	508.80	374.12	759.36	21 172	18 818	12.5 %

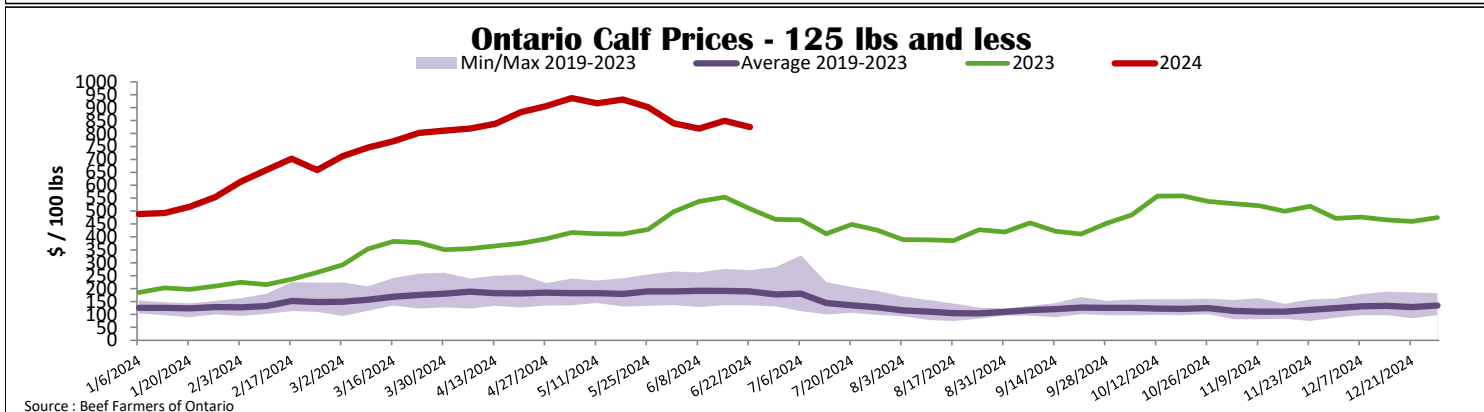
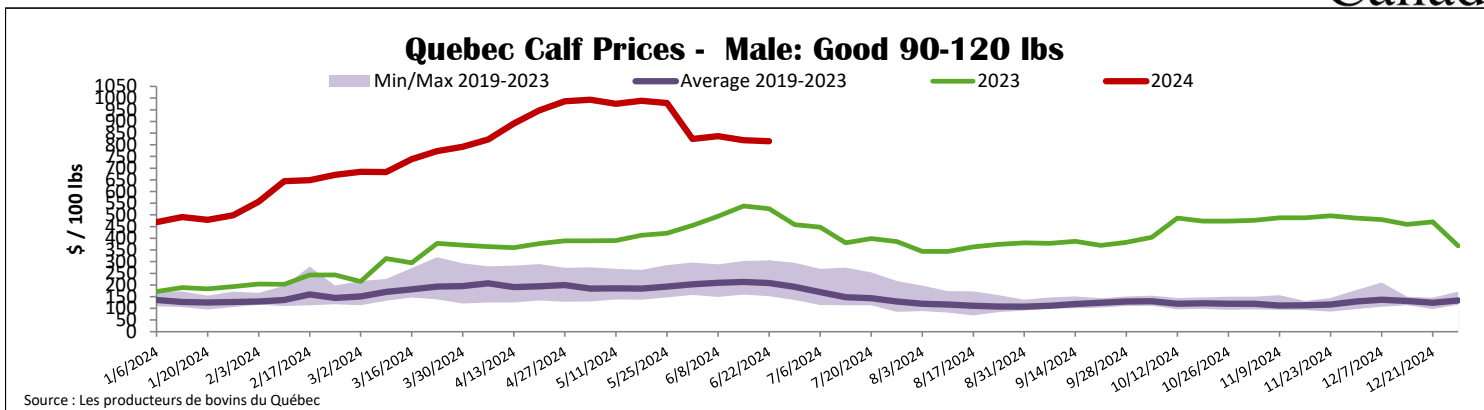
Federally Inspected Slaughter									
	Weekly			Year to date			Carcass Weight lbs (Apr)		
	2024	2023	% chg	2024	2023	% chg	2024	2023	% chg
Quebec	2 910	2 891	0.7 %	74 472	81 087	-8.2 %	368	375	-1.8 %
Rest of Canada	0	0	-	0	0	-	-	-	-
<b>Canada</b>	<b>2 910</b>	<b>2 891</b>	<b>0.7 %</b>	<b>74 472</b>	<b>81 087</b>	<b>-8.2 %</b>	<b>368</b>	<b>375</b>	<b>-1.8 %</b>

Source: Canadian Beef Grading Agency (left); Source: Canadian Food Inspection Agency (CFIA) (right)

Domestic Exports				Imports			
Total veal (tonnes)	Jan. 1 - April 30, 2024			Total veal (tonnes)	Jan. 1 - June 22, 2024		
	2024	2023	% chg		2024	2023	% chg
United States	895	1 296	-31.0 %	New Zealand	56	32	-
United Arab Emirates	60	65	-7.8 %	United States	180	413	-56.5 %
Qatar	0	5	-	Australia	24	0	-
Others	0	0	-	<b>EU-27</b>			
<b>Total</b>	<b>955</b>	<b>1 366</b>	<b>-30.1 %</b>	Netherlands	276	257	7.2 %
				Others	122	100	23.0 %
				<b>EU-27 total</b>	<b>399</b>	<b>357</b>	<b>11.6 %</b>
				Others	53	0	-
				<b>Total</b>	<b>712</b>	<b>802</b>	<b>-11.3 %</b>

Source: Statistics Canada (left); Source: CFIA (right)





## United States

Week ending June 15, 2024

Federally Inspected Slaughter							Pennsylvania Calf Auction				
		Weekly		Year to date			Graded Holstein Bull Calves* June 15, 2024				
	2024	2023	% chg	2024	2023	% chg					
Milk-fed or nature							\$/ 100 lbs				
North East & North Central	2 160	2 538	-14.9 %	52 934	58 119	-8.9 %		Weight	Head	Min	Max
Other calves	1 550	2 702	-42.6 %	47 836	80 423	-40.5 %	Number 1	- 89 lbs	66	660.00	825.00
<b>Total</b>	<b>3 710</b>	<b>5 240</b>	<b>-29.2 %</b>	<b>100 770</b>	<b>138 542</b>	<b>-27.3 %</b>		90 - 120 lbs	109	575.00	760.00
Production								+ 120 lbs	0	0.00	0.00
Veal (million lbs)	0.7	0.9	-22.2 %	18.8	21.9	-14.2 %		Beef Cross	84	640.00	1100.00
Live weight (lbs)	329	290	13.4 %				Number 2	- 100 lbs	63	475.00	710.00
Dressed weight (lbs)	196	171	14.6 %					+ 100 lbs	85	425.00	685.00
								Beef Cross	24	700.00	975.00

Source : USDA

North East & North Central				
(Veal Carcass, Hot Basis – Paid to Producer (Hide off, 255-315 lbs))				
Special fed : milk fed, nature				
\$/US / 100 lbs		Weighted Average	Min	Max
Non-Packer & Packers Owned		460.03	455.00	470.00

Source : USDA

Pennsylvania Calf Auction				
Graded Holstein Bull Calves* June 15, 2024				
	Weight	Head	Min	Max
Number 1	- 89 lbs	66	660.00	825.00
	90 - 120 lbs	109	575.00	760.00
	+ 120 lbs	0	0.00	0.00
	Beef Cross	84	640.00	1100.00
Number 2	- 100 lbs	63	475.00	710.00
	+ 100 lbs	85	425.00	685.00
	Beef Cross	24	700.00	975.00
Number 3	- 100 lbs	17	420.00	675.00
	+ 100 lbs	11	320.00	600.00
	Beef Cross	8	600.00	720.00

\* Does not include all head sold

Source : USDA