

Veal Supply at a Glance - Canada

For week ending August 10, 2024

Quebec Live Auction											
Dairy Calves	Number	2024			Number	2023			Volume (YTD)		
		Price (\$ / 100 lbs)				Price (\$ / 100 lbs)			head		
Holstein Male	(head)	Average	Min	Max	(head)	Average	Min	Max	2024	2023	% chg
Good 90 -120 lbs	559	755.00	600.00	840.00	658	344.00	300.00	385.00	18 153	15 261	19.0 %
Good 121 - 140 lbs	156	707.00	600.00	780.00	230	337.00	300.00	375.00	5 059	5 031	0.6 %
Average 90 - 140 lbs	428	583.00	300.00	760.00	522	272.00	200.00	350.00	10 269	12 173	-15.6 %
Misc. - All weights	242	147.00	14.00	500.00	289	94.00	20.00	215.00	4 268	5 264	-18.9 %
Holstein Female											
Good 90 -120 lbs	41	723.00	500.00	800.00	51	259.00	180.00	320.00	1 740	1 345	29.4 %
Other milk breeds (all weights)	54	357.00	50.00	820.00	17	157.00	45.00	335.00	1 031	534	93.1 %
Crossbreeds dairy-butcher (all weights)	413	996.00	400.00	1 250.00	761	586.00	420.00	780.00	14 646	17 784	-17.6 %
A2 Grain fed veal cattle (hide off)	1,166	425.00	n/a	n/a	1,324	360.00	n/d	n/d	46 506	45 429	2.4 %
688 lbs live / 375-419 lbs hide off											

Source: Les producteurs de bovins du Québec

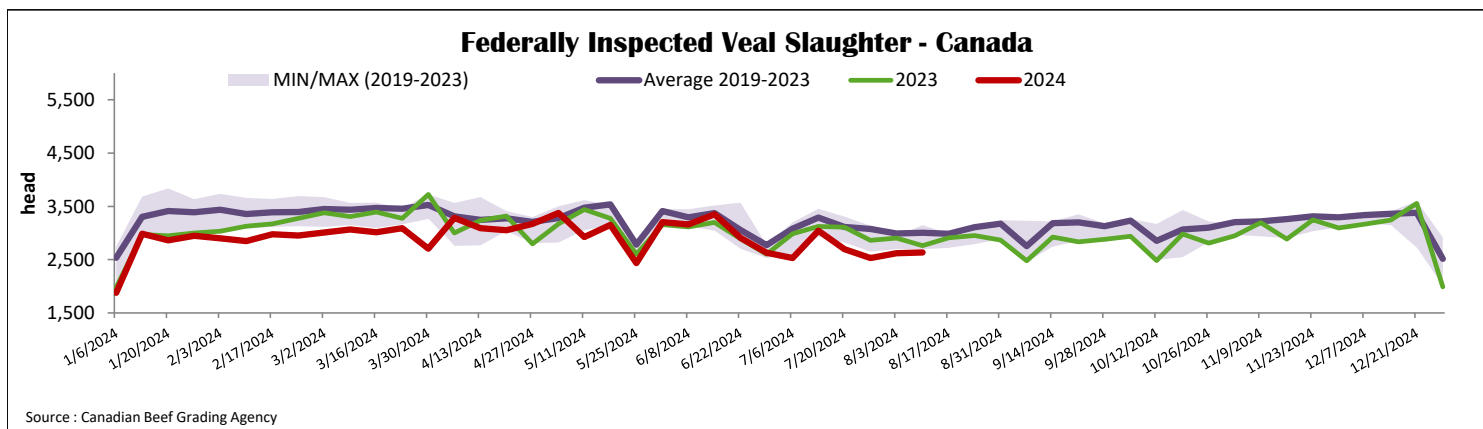
Ontario Live Auction											
	Number	2024			Number	2023			Volume (YTD)		
		Price (\$ / 100 lbs)				Price (\$ / 100 lbs)			head		
	(head)	Average	Min	Max	(head)	Average	Min	Max	2024	2023	% chg
+ 600 lbs	610	242.46	218.37	268.93	571	191.75	174.11	210.44	18 344	18 954	-3.2 %
451 - 600 lbs	15	200.26	177.23	220.97	21	171.53	151.11	192.95	470	895	-47.5 %
301 - 450 lbs	13	285.75	271.15	308.46	19	232.47	167.63	343.29	629	835	-24.7 %
126 - 300 lbs	125	575.79	364.18	874.67	130	296.67	165.05	528.15	4 312	4 006	7.6 %
- 125 lbs	972	722.99	471.83	1 031.23	951	388.46	241.18	666.18	27 913	25 315	10.3 %

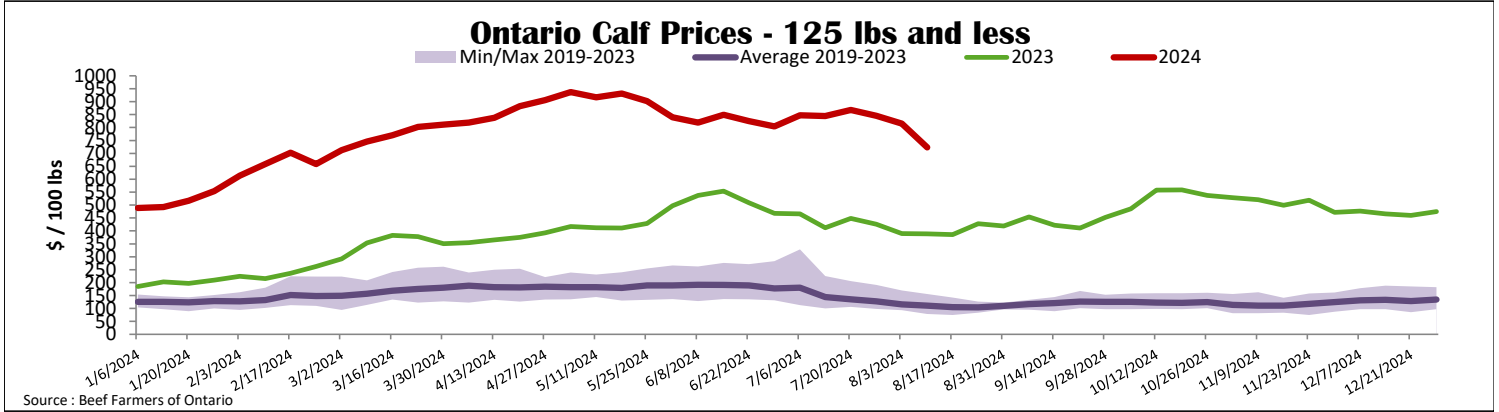
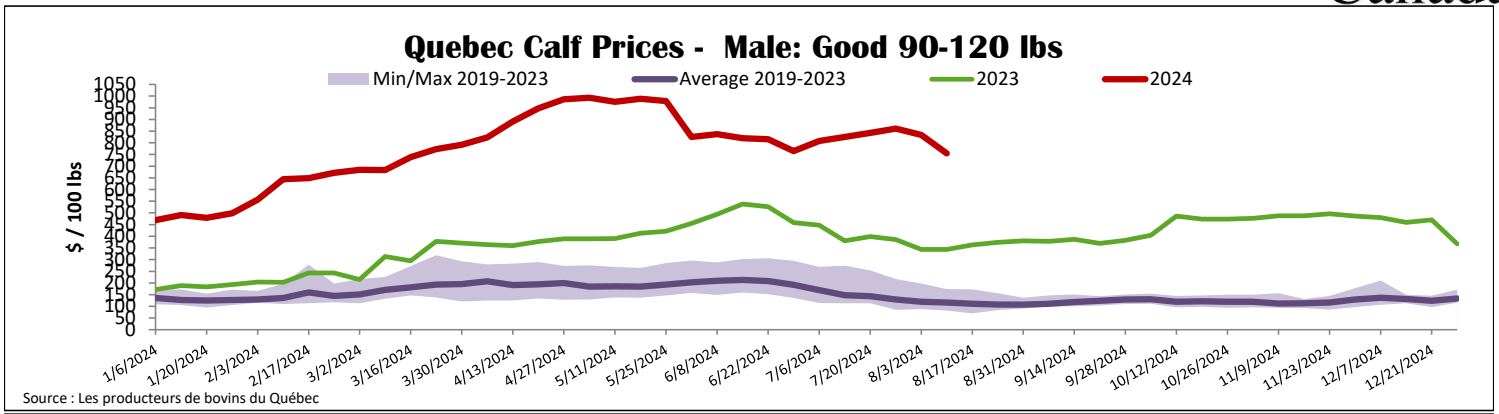
Federally Inspected Slaughter									
	Weekly			Year to date			Carcass Weight lbs (June)		
	2024	2023	% chg	2024	2023	% chg	2024	2023	% chg
Quebec	2 593	2 761	-6.1 %	92 923	98 781	-5.9 %	369	371	-0.4 %
Rest of Canada	41	0	-	188	0	-	75	-	-
Canada	2 634	2 761	-4.6 %	93 111	98 781	-5.7 %	444	371	19.8 %

Source: Canadian Beef Grading Agency / Source: Canadian Food Inspection Agency (CFIA)

Domestic Exports				Imports			
Total veal (tonnes)	Jan. 1 - June 30, 2024			Total veal (tonnes)	Jan. 1 - Aug. 10, 2024		
	2024	2023	% chg		2024	2023	% chg
United States	1 488	3 617	-58.9 %	New Zealand	56	32	78.8 %
United Arab Emirates	86	177	-51.2 %	United States	248	461	-46.2 %
Qatar	0	5	-	Australia	59	0	-
Others	0	0	-	EU-27			
Total	1 575	3 800	-58.6 %	Netherlands	336	329	2.2 %
				Others	205	131	56.6 %
				EU-27 total	542	460	17.7 %
				Others	53	5	-
				Total	958	957	0.1 %

Source: Statistics Canada / Source: CFIA





United States

Week ending August 3, 2024

	Federally Inspected Slaughter			Year to date		
	2024	2023	% chg	2024	2023	% chg
Milk-fed or nature						
North East & North Central	1 884	2 482	-24.1 %	67 226	74 877	-10.2 %
Other calves	1 893	3 201	-40.9 %	59 654	100 944	-40.9 %
Total	3 777	5 683	-33.5 %	126 880	175 821	-27.8 %
Production						
Veal (million lbs)	0.7	0.9	-22.2 %	23.7	28.0	-15.4 %
Live weight (lbs)	323	275	17.5 %			
Dressed weight (lbs)	193	163	18.4 %			

Source : USDA

Pennsylvania Calf Auction				
Graded Holstein Bull Calves* August 3, 2024				
	Weight	Head	\$ / 100 lbs	
			Min	Max
Number 1	- 89 lbs	92	575.00	775.00
	90 - 120 lbs	135	550.00	725.00
	+ 120 lbs	4	475.00	610.00
	Beef Cross	119	725.00	1150.00
Number 2	- 100 lbs	118	470.00	670.00
	+ 100 lbs	85	475.00	650.00
	Beef Cross	71	710.00	1025.00
Number 3	- 100 lbs	50	175.00	625.00
	+ 100 lbs	24	300.00	575.00
	Beef Cross	43	510.00	900.00

North East & North Central				
(Veal Carcass, Hot Basis – Paid to Producer (Hide off, 255-315 lbs))				
Special fed : milk fed, nature				
\$US / 100 lbs	Weighted Average	Min	Max	
Non-Packer & Packers Owned	490.79	485.00	500.00	

Source : USDA

* Does not include all head sold

Source : USDA