



Veal Supply at a Glance - Canada

For week ending August 3, 2024

Quebec Live Auction											
Dairy Calves	Number	2024			Number	2023			Volume (YTD)		
		Price (\$ / 100 lbs)				Price (\$ / 100 lbs)			head		
Holstein Male	(head)	Average	Min	Max	(head)	Average	Min	Max	2024	2023	% chg
Good 90 -120 lbs	654	834.00	750.00	910.00	480	344.00	255.00	405.00	17 594	14 603	20.5 %
Good 121 - 140 lbs	130	760.00	700.00	820.00	152	336.00	250.00	395.00	4 903	4 801	2.1 %
Average 90 - 140 lbs	297	670.00	400.00	800.00	380	258.00	150.00	360.00	9 841	11 651	-15.5 %
Misc. - All weights	184	608.00	250.00	830.00	187	103.00	30.00	240.00	4 026	4 975	-19.1 %
Holstein Female											
Good 90 -120 lbs	61	777.00	700.00	850.00	55	241.00	100.00	500.00	1 699	1 294	31.3 %
Other milk breeds (all weights)	62	636.00	50.00	930.00	5	148.00	20.00	320.00	977	517	89.0 %
Crossbreeds dairy-butcher (all weights)	389	958.00	600.00	1 200.00	610	692.00	490.00	810.00	14 233	17 023	-16.4 %
A2 Grain fed veal cattle (hide off)	1,296	415.00	n/a	n/a	1,296	360.00	n/d	n/d	46 506	44 105	5.4 %
688 lbs live / 375-419 lbs hide off											

Source: Les producteurs de bovins du Québec

Ontario Live Auction											
	Number	2024			Number	2023			Volume (YTD)		
		Price (\$ / 100 lbs)				Price (\$ / 100 lbs)			head		
	(head)	Average	Min	Max	(head)	Average	Min	Max	2024	2023	% chg
+ 600 lbs	499	240.34	213.01	262.69	588	193.66	174.61	209.29	17 734	18 383	-3.5 %
451 - 600 lbs	7	181.57	123.14	223.14	25	162.09	140.02	178.36	455	874	-47.9 %
301 - 450 lbs	12	289.72	250.38	377.71	28	210.98	170.07	267.96	616	816	-24.5 %
126 - 300 lbs	123	630.23	345.81	946.10	139	347.37	213.80	546.17	4 187	3 876	8.0 %
- 125 lbs	1 048	815.10	607.08	1 104.98	938	389.39	243.82	646.65	26 941	24 364	10.6 %

Federally Inspected Slaughter									
	Weekly			Year to date			Carcass Weight lbs (June)		
	2024	2023	% chg	2024	2023	% chg	2024	2023	% chg
Quebec	2 605	2 905	-10.3 %	90 330	96 020	-5.9 %	369	371	-0.4 %
Rest of Canada	16	0	-	142	0	-	75	-	-
Canada	2 621	2 905	-9.8 %	90 472	96 020	-5.8 %	444	371	19.8 %

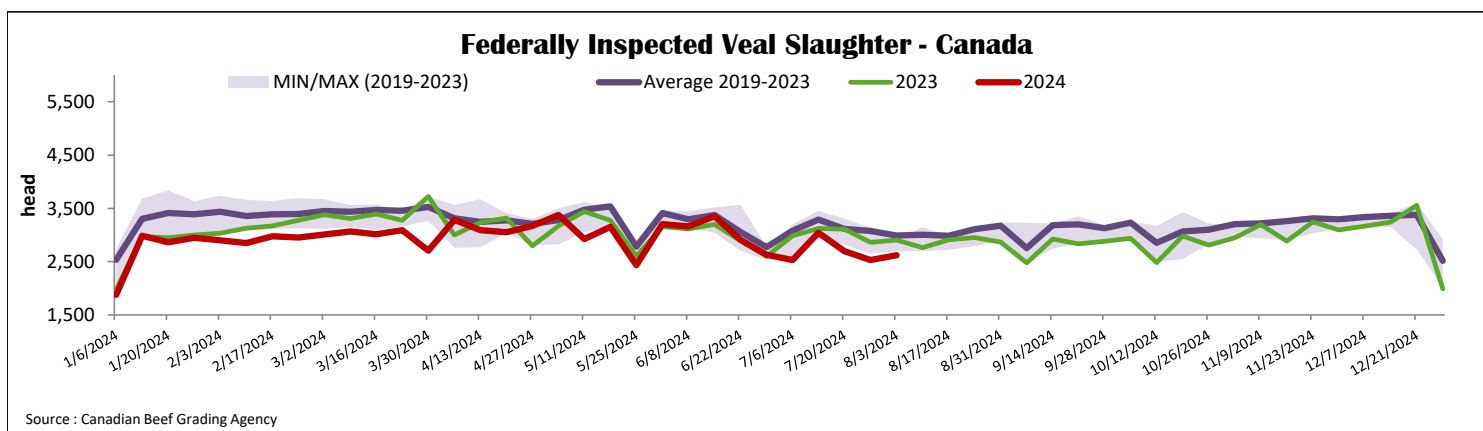
Source: Canadian Beef Grading Agency

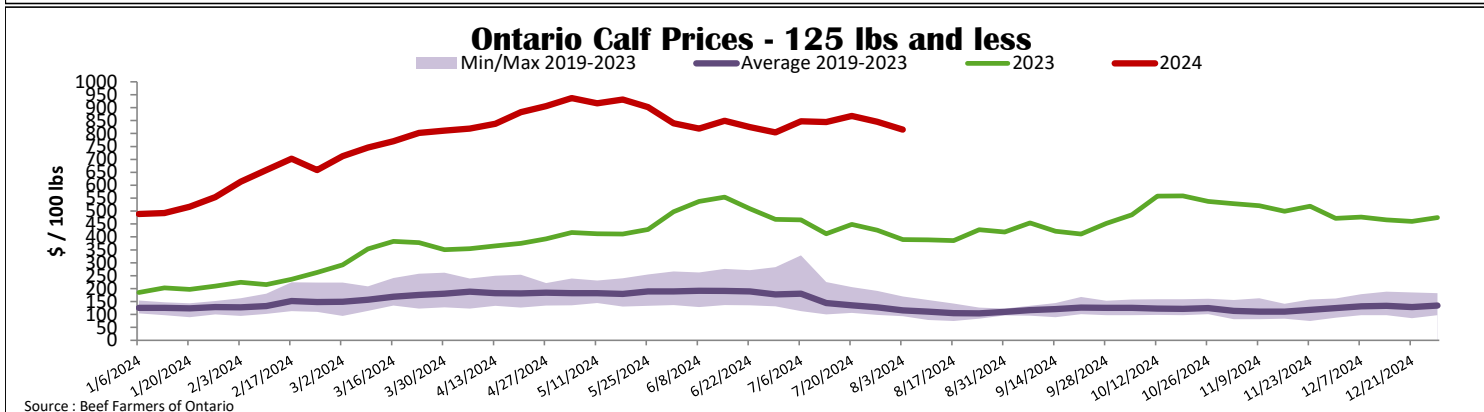
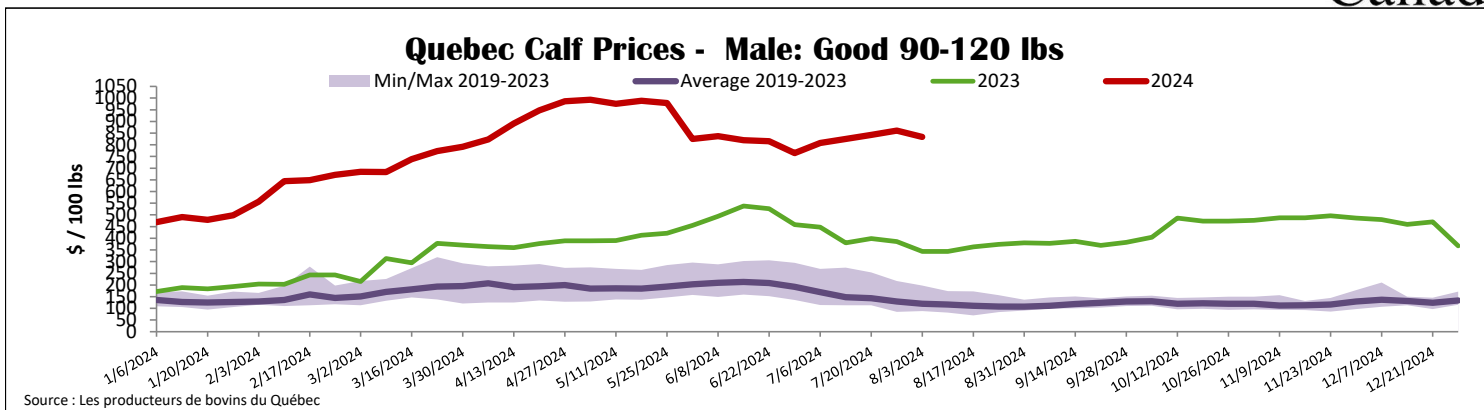
Source: Canadian Food Inspection Agency (CFIA)

Domestic Exports					Imports				
Total veal (tonnes)	Jan. 1 - June 30, 2024				Total veal (tonnes)	Jan. 1 - Aug. 3, 2024			
	2024	2023	% chg			2024	2023	% chg	
United States	1 488	3 617	-58.9 %		New Zealand	56	32	78.8 %	
United Arab Emirates	86	177	-51.2 %		United States	244	442	-44.8 %	
Qatar	0	5	-		Australia	54	0	-	
Others	0	0	-		EU-27				
Total	1 575	3 800	-58.6 %		Netherlands	327	305	7.2 %	
					Others	182	131	39.1 %	
					EU-27 total	510	436	16.8 %	
					Others	53	5	-	
					Total	916	915	0.2 %	

Source: Statistics Canada

Source: CFIA





United States

Week ending July 27, 2024

	Federally Inspected Slaughter			Year to date		
	2024	2023	% chg	2024	2023	% chg
Milk-fed or nature						
North East & North Central	1 884	2 482	-24.1 %	67 226	74 877	-10.2 %
Other calves	1 952	3 037	-35.7 %	55 877	95 261	-41.3 %
Total	3 836	5 519	-30.5 %	123 103	170 138	-27.6 %
Production						
Veal (million lbs)	0.7	0.9	-22.2 %	23.0	27.1	-15.1 %
Live weight (lbs)	318	275	15.6 %			
Dressed weight (lbs)	190	163	16.6 %			

Source : USDA

Pennsylvania Calf Auction				
Graded Holstein Bull Calves*				
July 27, 2024				
			\$ / 100 lbs	
	Weight	Head	Min	Max
Number 1	- 89 lbs	74	590.00	710.00
	90 - 120 lbs	172	535.00	710.00
	+ 120 lbs	3	600.00	710.00
Beef Cross		56	835.00	1100.00
Number 2	- 100 lbs	88	450.00	620.00
	+ 100 lbs	39	500.00	600.00
Beef Cross		68	785.00	985.00
Number 3	- 100 lbs	36	125.00	575.00
	+ 100 lbs	10	325.00	500.00
Beef Cross		42	740.00	885.00

* Does not include all head sold

North East & North Central				
(Veal Carcass, Hot Basis – Paid to Producer (Hide off, 255-315 lbs))				
Special fed : milk fed, nature				
\$US / 100 lbs	Weighted Average	Min	Max	
Non-Packer & Packers Owned	490.79	485.00	500.00	

Source : USDA

* Does not include all head sold

Source : USDA