



## Veal Supply at a Glance - Canada

For week ending September 21, 2024

Quebec Live Auction											
Dairy Calves	Number	2024			Number	2023			Volume (YTD)		
		Price ( \$ / 100 lbs)				Price ( \$ / 100 lbs)			head		
Holstein Male	(head)	Average	Min	Max	(head)	Average	Min	Max	2024	2023	% chg
Good 90 -120 lbs	684	626.00	550.00	690.00	549	370.00	285.00	395.00	21 867	18 748	16.6 %
Good 121 - 140 lbs	166	579.00	520.00	660.00	151	361.00	300.00	390.00	5 990	5 969	0.4 %
Average 90 - 140 lbs	244	511.00	360.00	660.00	446	316.00	200.00	370.00	12 136	14 558	-16.6 %
Misc. - All weights	99	187.00	20.00	580.00	196	104.00	20.00	250.00	5 035	6 436	-21.8 %
Holstein Female											
Good 90 -120 lbs	34	597.00	510.00	680.00	40	314.00	250.00	365.00	2 015	1 653	21.9 %
Other milk breeds (all weights)	67	470.00	70.00	720.00	30	155.00	20.00	300.00	1 442	721	100.0 %
Crossbreeds dairy-butcher (all weights)	773	1 052.00	790.00	1 200.00	658	697.00	410.00	820.00	18 185	21 770	-16.5 %
A2 Grain fed veal cattle (hide off)	1,202	447.00	n/a	n/a	1,267	374.00	n/d	n/d	55 620	53 132	4.7 %
688 lbs live / 375-419 lbs hide off											

Source: Les producteurs de bovins du Québec

Ontario Live Auction											
	Number	2024			Number	2023			Volume (YTD)		
		Price ( \$ / 100 lbs)				Price ( \$ / 100 lbs)			head		
	(head)	Average	Min	Max	(head)	Average	Min	Max	2024	2023	% chg
+ 600 lbs	495	247.88	225.04	272.61	580	218.47	193.58	241.02	21 465	22 271	-3.6 %
451 - 600 lbs	12	213.44	198.75	236.25	22	208.36	186.77	245.77	553	1 011	-45.3 %
301 - 450 lbs	18	354.44	252.88	393.43	34	284.62	189.21	373.86	743	990	-24.9 %
126 - 300 lbs	138	497.48	349.94	708.96	123	347.76	194.63	585.50	5 093	4 766	6.9 %
- 125 lbs	928	643.50	412.89	994.27	928	411.66	263.78	702.50	33 468	30 868	8.4 %

Federally Inspected Slaughter									
	Weekly			Year to date			Carcass Weight lbs (July)		
	2024	2023	% chg	2024	2023	% chg	2024	2023	% chg
Quebec	2 724	2 833	-3.8 %	109 007	115 745	-5.8 %	369	370	-0.2 %
Rest of Canada	15	0	-	239	0	-	333	-	-
<b>Canada</b>	<b>2 739</b>	<b>2 833</b>	<b>-3.3 %</b>	<b>109 246</b>	<b>115 745</b>	<b>-5.6 %</b>	<b>369</b>	<b>371</b>	<b>-0.4 %</b>

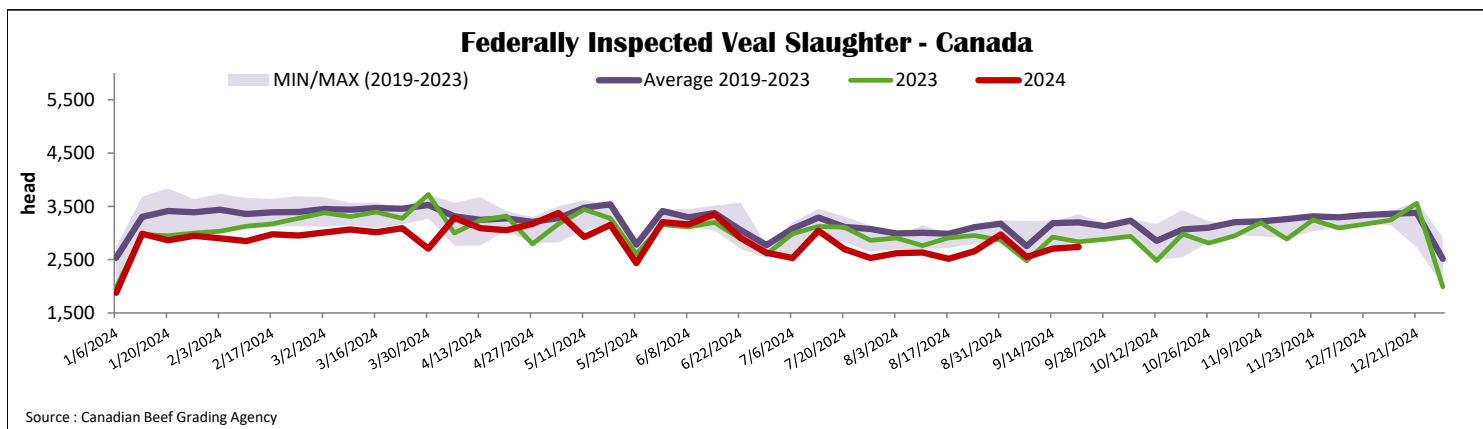
Source: Canadian Beef Grading Agency

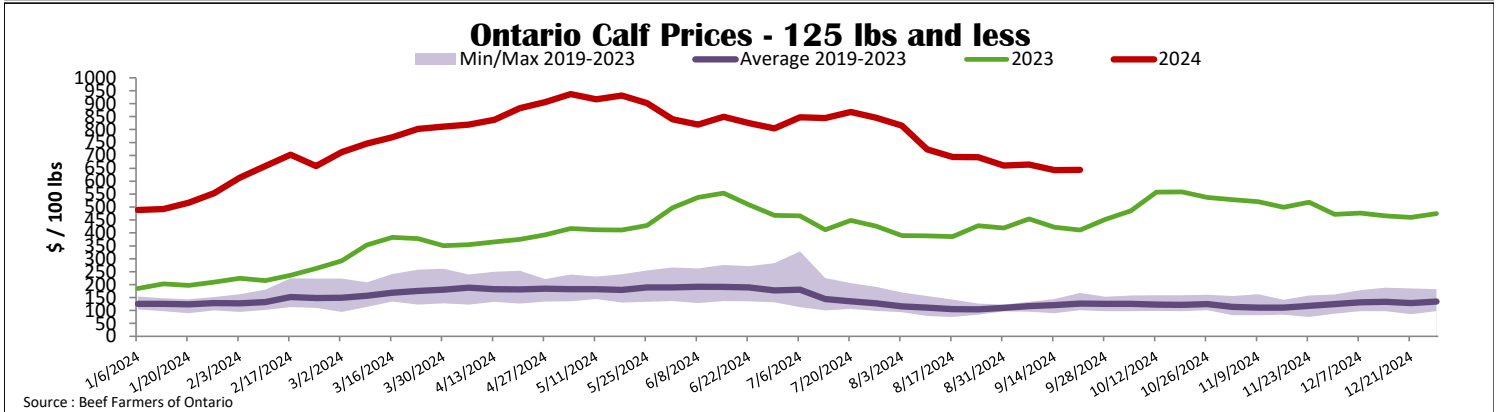
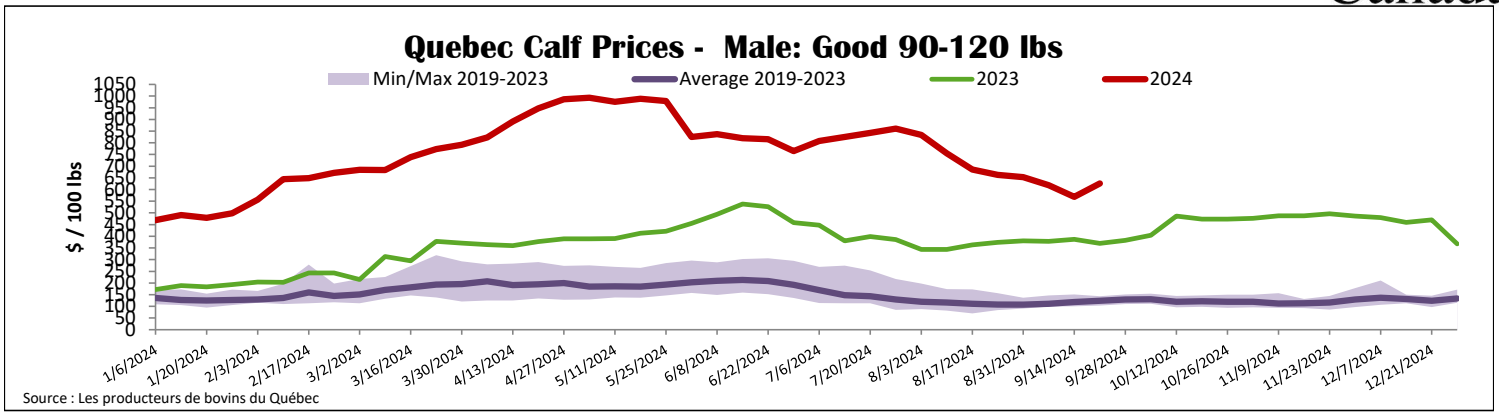
Source: Canadian Food Inspection Agency (CFIA)

Domestic Exports					Imports				
Total veal (tonnes)	Jan. 1 - July 31, 2024				Total veal (tonnes)	Jan. 1 - Sept. 21, 2024			
	2024	2023	% chg			2024	2023	% chg	
United States	1 792	3 617	-50.5 %		United States	271	498	-45.5 %	
United Arab Emirates	92	177	-48.0 %		Australia	63	0	-	
Qatar	0	5	-		New Zealand	396	661	-40.0 %	
Others	0	0	-		<b>EU-27</b>				
<b>Total</b>	<b>1 884</b>	<b>3 800</b>	<b>-50.4 %</b>		Netherlands	375	488	-23.2 %	
					Others	327	203	61.1 %	
					<b>EU-27 total</b>	<b>703</b>	<b>691</b>	<b>1.6 %</b>	
					Others	77	5	-	
					<b>Total</b>	<b>1 511</b>	<b>1 855</b>	<b>-18.6 %</b>	

Source: Statistics Canada

Source: CFIA





## United States

Week ending September 14, 2024

Federally Inspected Slaughter						Pennsylvania Calf Auction																																																														
			Weekly			Year to date			September 14, 2024																																																											
Milk-fed or nature	<b>2024</b>	<b>2023</b>	% chg	<b>2024</b>	<b>2023</b>	% chg	<table border="1" style="width: 100%; border-collapse: collapse;"> <thead> <tr> <th colspan="2"></th> <th colspan="3" style="text-align: center;">\$/ 100 lbs</th> </tr> <tr> <th></th> <th>Weight</th> <th>Head</th> <th>Min</th> <th>Max</th> </tr> </thead> <tbody> <tr> <td rowspan="2">Number 1</td> <td>- 89 lbs</td> <td>84</td> <td>400.00</td> <td>700.00</td> </tr> <tr> <td>90 - 120 lbs</td> <td>239</td> <td>425.00</td> <td>675.00</td> </tr> <tr> <td></td> <td>+ 120 lbs</td> <td>7</td> <td>450.00</td> <td>550.00</td> </tr> <tr> <td></td> <td>Beef Cross</td> <td>84</td> <td>550.00</td> <td>1025.00</td> </tr> <tr> <td rowspan="2">Number 2</td> <td>- 100 lbs</td> <td>64</td> <td>300.00</td> <td>610.00</td> </tr> <tr> <td>+ 100 lbs</td> <td>38</td> <td>390.00</td> <td>575.00</td> </tr> <tr> <td></td> <td>Beef Cross</td> <td>29</td> <td>260.00</td> <td>900.00</td> </tr> <tr> <td rowspan="2">Number 3</td> <td>- 100 lbs</td> <td>25</td> <td>200.00</td> <td>550.00</td> </tr> <tr> <td>+ 100 lbs</td> <td>8</td> <td>225.00</td> <td>375.00</td> </tr> <tr> <td></td> <td>Beef Cross</td> <td>2</td> <td>450.00</td> <td>675.00</td> </tr> </tbody> </table>							\$/ 100 lbs				Weight	Head	Min	Max	Number 1	- 89 lbs	84	400.00	700.00	90 - 120 lbs	239	425.00	675.00		+ 120 lbs	7	450.00	550.00		Beef Cross	84	550.00	1025.00	Number 2	- 100 lbs	64	300.00	610.00	+ 100 lbs	38	390.00	575.00		Beef Cross	29	260.00	900.00	Number 3	- 100 lbs	25	200.00	550.00	+ 100 lbs	8	225.00	375.00		Beef Cross	2	450.00	675.00
		\$/ 100 lbs																																																																		
	Weight	Head	Min	Max																																																																
Number 1	- 89 lbs	84	400.00	700.00																																																																
	90 - 120 lbs	239	425.00	675.00																																																																
	+ 120 lbs	7	450.00	550.00																																																																
	Beef Cross	84	550.00	1025.00																																																																
Number 2	- 100 lbs	64	300.00	610.00																																																																
	+ 100 lbs	38	390.00	575.00																																																																
	Beef Cross	29	260.00	900.00																																																																
Number 3	- 100 lbs	25	200.00	550.00																																																																
	+ 100 lbs	8	225.00	375.00																																																																
	Beef Cross	2	450.00	675.00																																																																
<b>Total</b>	<b>3 957</b>	<b>5 344</b>	<b>-26.0 %</b>	<b>148 837</b>	<b>208 095</b>	<b>-28.5 %</b>	<p>* Does not include all head sold</p>																																																													
Production																																																																				
Veal (million lbs)	0.8	0.8	0.0 %	27.7	33.2	-16.6 %																																																														
Live weight (lbs)	324	271	19.6 %																																																																	
Dressed weight (lbs)	192	159	20.8 %																																																																	
North East & North Central																																																																				
(Veal Carcass, Hot Basis – Paid to Producer (Hide off, 255-315 lbs))																																																																				
Special fed : milk fed, nature																																																																				
\$/US / 100 lbs																																																																				
Non-Packer & Packers Owned																																																																				

Source : USDA

Source : USDA