



Veal Supply at a Glance - Canada

For week ending September 7, 2024

Quebec Live Auction											
Dairy Calves	Number	2024			Number	2023			Volume (YTD)		
		Price (\$ / 100 lbs)				Price (\$ / 100 lbs)			head		
Holstein Male	(head)	Average	Min	Max	(head)	Average	Min	Max	2024	2023	% chg
Good 90 -120 lbs	613	618.00	550.00	700.00	533	378.00	215.00	425.00	20 592	17 595	17.0 %
Good 121 - 140 lbs	162	581.00	540.00	650.00	139	365.00	300.00	400.00	5 669	5 677	-0.1 %
Average 90 - 140 lbs	270	469.00	300.00	600.00	312	315.00	210.00	395.00	11 490	13 650	-15.8 %
Misc. - All weights	112	171.00	20.00	510.00	184	134.00	25.00	290.00	4 842	6 027	-19.7 %
Holstein Female											
Good 90 -120 lbs	57	553.00	450.00	620.00	38	336.00	250.00	640.00	1 931	1 554	24.3 %
Other milk breeds (all weights)	57	339.00	29.00	700.00	23	218.00	40.00	420.00	1 254	634	97.8 %
Crossbreeds dairy-butcher (all weights)	344	992.00	700.00	1 150.00	665	773.00	600.00	890.00	17 040	20 407	-16.5 %
A2 Grain fed veal cattle (hide off)	1,147	442.00	n/a	n/a	1,441	368.00	n/d	n/d	53 060	50 698	4.7 %
688 lbs live / 375-419 lbs hide off											

Source: Les producteurs de bovins du Québec

Ontario Live Auction											
	Number	2024			Number	2023			Volume (YTD)		
		Price (\$ / 100 lbs)				Price (\$ / 100 lbs)			head		
	(head)	Average	Min	Max	(head)	Average	Min	Max	2024	2023	% chg
+ 600 lbs	510	239.67	217.24	262.28	438	217.53	201.30	235.88	20 477	21 108	-3.0 %
451 - 600 lbs	11	271.35	211.73	316.27	13	187.05	173.77	202.15	525	975	-46.2 %
301 - 450 lbs	17	291.03	213.01	355.36	8	261.80	229.88	299.87	706	904	-21.9 %
126 - 300 lbs	131	512.24	299.36	812.37	98	362.22	234.00	593.41	4 826	4 471	7.9 %
- 125 lbs	876	664.24	505.20	984.64	850	454.35	273.94	786.24	31 628	28 945	9.3 %

Federally Inspected Slaughter									
	Weekly			Year to date			Carcass Weight lbs (July)		
	2024	2023	% chg	2024	2023	% chg	2024	2023	% chg
Quebec	2 547	2 476	2.9 %	103 578	109 990	-5.8 %	369	370	-0.2 %
Rest of Canada	0	0	-	224	0	-	333	-	-
Canada	2 547	2 476	2.9 %	103 802	109 990	-5.6 %	369	371	-0.4 %

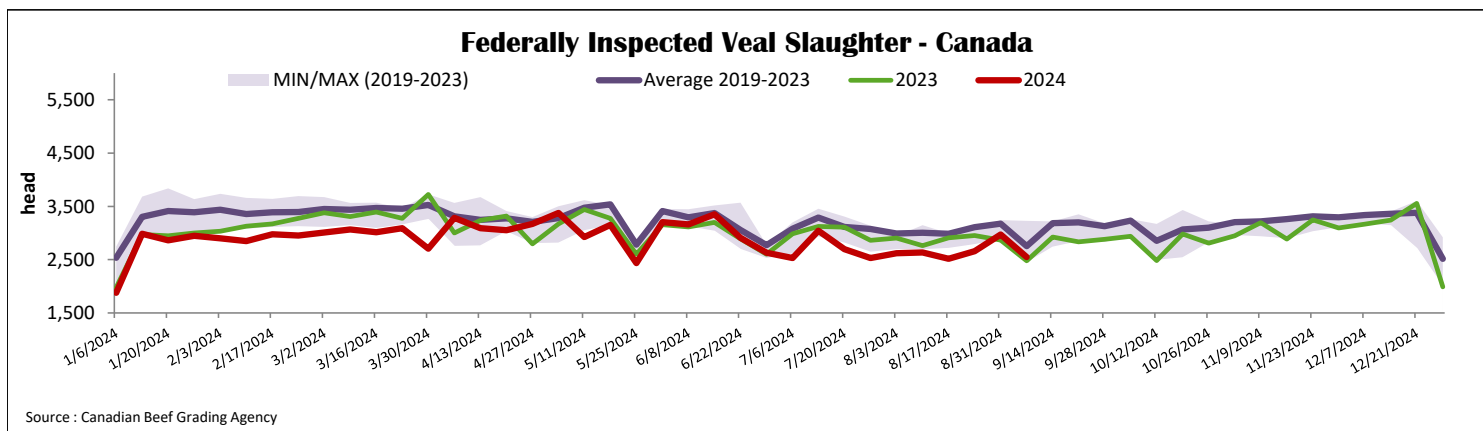
Source: Canadian Beef Grading Agency

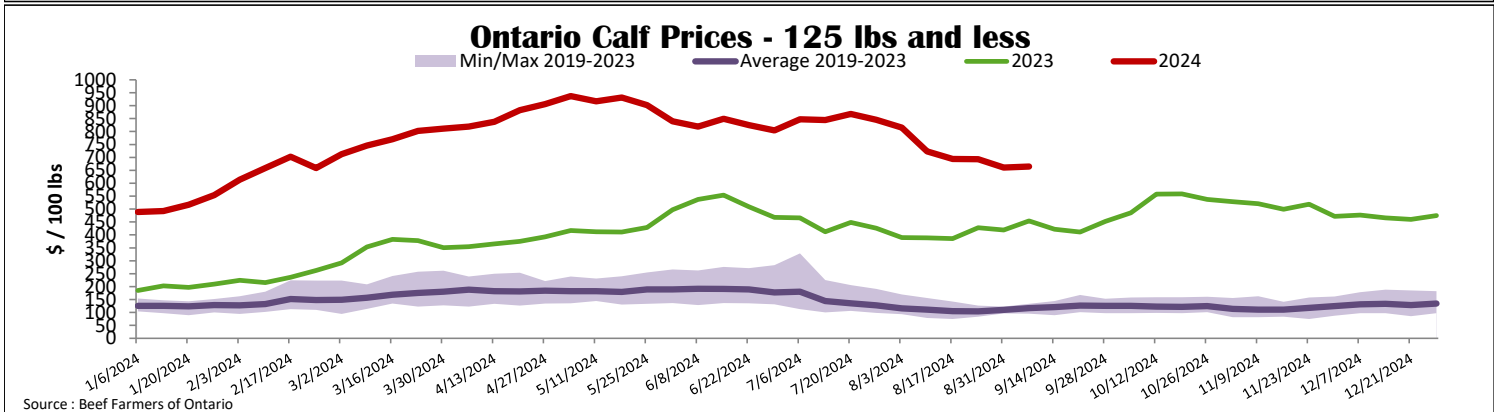
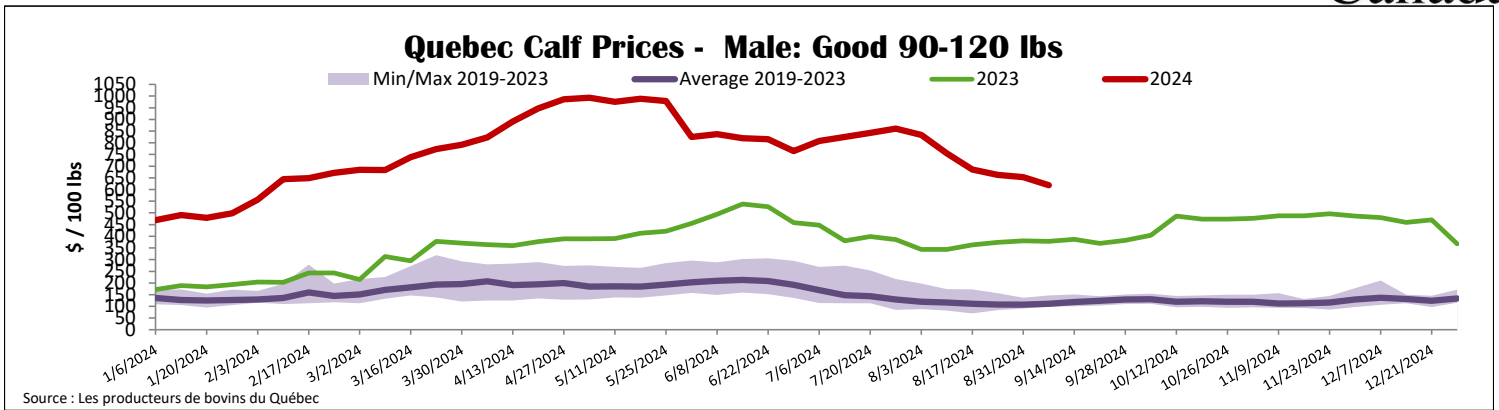
Source: Canadian Food Inspection Agency (CFIA)

Domestic Exports					Imports				
Total veal (tonnes)	Jan. 1 - July 31, 2024				Total veal (tonnes)	Jan. 1 - Sept. 7, 2024			
	2024	2023	% chg			2024	2023	% chg	
United States	1 792	3 617	-50.5 %		United States	251	490	-48.7 %	
United Arab Emirates	92	177	-48.0 %		Australia	59	0	-	
Qatar	0	5	-		New Zealand	235	337	-30.2 %	
Others	0	0	-		EU-27				
Total	1 884	3 800	-50.4 %		Netherlands	360	419	-14.1 %	
					Others	253	203	24.3 %	
					EU-27 total	613	622	-1.6 %	
					Others	53	5	-	
					Total	1 210	1 453	-16.7 %	

Source: Statistics Canada

Source: CFIA





United States

Week ending August 31, 2024

	Federally Inspected Slaughter			Year to date		
	2024	2023	% chg	2024	2023	% chg
Milk-fed or nature						
North East & North Central	1 949	2 279	-14.5 %	75 391	84 694	-11.0 %
Other calves	1 945	2 882	-32.5 %	66 452	113 306	-41.4 %
Total	3 894	5 161	-24.5 %	141 843	198 000	-28.4 %
Production						
Veal (million lbs)	0.7	0.8	-12.5 %	26.4	31.6	-16.5 %
Live weight (lbs)	309	278	11.2 %			
Dressed weight (lbs)	183	164	11.6 %			

Source : USDA

Pennsylvania Calf Auction				
Graded Holstein Bull Calves*				
August 31, 2024				
			\$ / 100 lbs	
	Weight	Head	Min	Max
Number 1	- 89 lbs	27	440.00	575.00
	90 - 120 lbs	140	375.00	575.00
	+ 120 lbs	2	440.00	450.00
Number 2	Beef Cross	72	525.00	875.00
	- 100 lbs	66	125.00	510.00
	+ 100 lbs	22	300.00	460.00
Number 3	Beef Cross	18	325.00	710.00
	- 100 lbs	24	80.00	500.00
	+ 100 lbs	4	200.00	340.00
	Beef Cross	0	0.00	0.00

* Does not include all head sold

North East & North Central				
(Veal Carcass, Hot Basis – Paid to Producer (Hide off, 255-315 lbs))				
Special fed : milk fed, nature				
\$US / 100 lbs		Weighted Average	Min	Max
Non-Packer & Packers Owned		503.00	483.00	520.00

Source : USDA